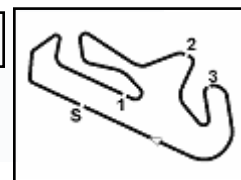




GRAND FINALS

7.1

Lamborghini Super Trofeo - Grand Finals - Portimao

Grand Finals AM + LC - Results Qualifying 2

Portimao 4.653 m

1 / 2

No.	Driver	Nat	Entrant	Team	Car	Class	Time	Gap	Rel.	Laps
1	148 REGER Nikko	USA	PPM	Precision Performance Motorsports	Huracán Super Trofeo EVO2	AM	1'44.465			7
2	120 AU Alex	HKG	Dream Racing Motorsport	Dream Racing Motorsport	Huracán Super Trofeo EVO2	AM	1'44.675	0.210	0.210	10
3	60 LEWANDOWSKI Andrzej	POL	VSR	VSR	Huracán Super Trofeo EVO2	AM	1'44.811	0.346	0.136	7
4	119 CHANDRASOMA Shehan	USA	MCR Racing	MCR Racing	Huracán Super Trofeo EVO2	AM	1'44.891	0.426	0.080	10
5	21 RINDONE Gabriel	ITA	Leipert Motorsport	Leipert Motorsport	Huracán Super Trofeo EVO2	AM	1'45.137	0.672	0.246	6
6	109 HOFFMAN Tyler	USA	TPC Racing	TPC Racing	Huracán Super Trofeo EVO2	AM	1'45.180	0.715	0.043	11
7	5 LEWANDOWSKI Adrian	POL	GT3 Poland	GT3 Poland	Huracán Super Trofeo EVO2	AM	1'45.215	0.750	0.035	6
8	71 RYBA Martin	SVK	Brutal Fish Racing Team	Brutal Fish Racing Team	Huracán Super Trofeo EVO2	AM	1'45.495	1.030	0.280	10
9	151 SENHORETI Claude	BRA	MCR Racing	MCR Racing	Huracán Super Trofeo EVO2	AM	1'45.524	1.059	0.029	10
10	13 GUERIN Stephan	FRA	Stephan Guerin	Arkadia Racing	Huracán Super Trofeo EVO2	AM	1'45.537	1.072	0.013	9
11	96 GIANNONI Raffaele	ITA	Automobile Tricolore	Automobile Tricolore	Huracán Super Trofeo EVO2	AM	1'46.310	1.845	0.773	9
12	103 SELLARI Randy	USA	Wayne Taylor Racing	Wayne Taylor Racing	Huracán Super Trofeo EVO2	AM	1'46.346	1.881	0.036	10
13	97 KREBS Jurgen	CHE	Leipert Motorsport	Leipert Motorsport	Huracán Super Trofeo EVO2	AM	1'46.388	1.923	0.042	8
14	39 ABKAZAVA Shota	GEO	Artline Team Georgia	Artline Team Georgia	Huracán Super Trofeo EVO2	AM	1'46.480	2.015	0.092	10
15	4 ROSTAN Marc	FRA	Rexal FFF Racing Team	Rexal FFF Racing Team	Huracán Super Trofeo EVO2	AM	1'46.842	2.377	0.362	10
16	98 VAN DER HORST Gerard	NLD	Gerard Van der Horst	Van der Horst Motorsport	Huracán Super Trofeo EVO2	LC	1'46.853	2.388	0.011	10
17	90 HARMSEN Holger	DEU	GT3 Poland	GT3 Poland	Huracán Super Trofeo EVO2	AM	1'47.104	2.639	0.251	10
18	69 BATRAKS Arturs	LVA	RD Signs Racing Team	RD Signs Racing Team	Huracán Super Trofeo EVO2	AM	1'47.157	2.692	0.053	10
19	63 LEIMER Cedric	CHE	Cedric Leimer	Autovitesse	Huracán Super Trofeo EVO2	AM	1'47.188	2.723	0.031	9
20	26 SEMOULIN Francois	BEL	Scuderia Tornacum	Semspeed	Huracán Super Trofeo EVO2	LC	1'47.316	2.851	0.128	5
21	164 TAIT Thomas	USA	Kpax Racing	Flying Lizard Motorsports	Huracán Super Trofeo EVO2	AM	1'47.525	3.060	0.209	8
22	104 COLLINS Bart	USA	MCR Racing	MCR Racing	Huracán Super Trofeo EVO2	AM	1'47.526	3.061	0.001	9
23	19 LEIMER Cyril	CHE	Cyril Leimer	Autovitesse	Huracán Super Trofeo EVO2	AM	1'47.613	3.148	0.087	9
24	189 ROBERTS Fred	CAN	M1 Racing	NTE Sport	Huracán Super Trofeo EVO2	LC	1'47.726	3.261	0.113	7
25	113 LEVY Ofir	USA	US RaceTronics	US RaceTronics	Huracán Super Trofeo EVO2	LC	1'47.951	3.486	0.225	10
26	2 FELIGIONI Pierre	FRA	Boutsen Racing	Boutsen Racing	Huracán Super Trofeo EVO2	AM	1'48.683	4.218	0.732	10
27	22 DVORACEK Libor	CZE	Micanek Motorsport ACCR	Micanek Motorsport ACCR	Huracán Super Trofeo EVO2	LC	1'48.841	4.376	0.158	9
28	114 STEWART Slade	USA	Kpax Racing	Flying Lizard Motorsports	Huracán Super Trofeo EVO2	LC	1'48.858	4.393	0.017	6
29	118 TARI Tiger	USA	M1 Racing	NTE Sport	Huracán Super Trofeo EVO2	LC	1'50.020	5.555	1.162	10
30	154 GAGNE-KEATS Jason	USA	Dream Racing Motorsport	Dream Racing Motorsport	Huracán Super Trofeo EVO2	LC	1'50.873	6.408	0.853	10
31	88 FABRI Hans	NLD	Imperiale Racing	Imperiale Racing	Huracán Super Trofeo EVO2	LC	1'51.038	6.573	0.165	8
32	8 PRIVITELIO Luciano	SMR	Rexal FFF Racing Team	Rexal FFF Racing Team	Huracán Super Trofeo EVO2	LC	1'51.103	6.638	0.065	10
33	77 HERNANDEZ ORTEGA Alfredo	MEX	Alfredo Hernandez Ortega	BDR Competition	Huracán Super Trofeo EVO2	LC	1'52.566	8.101	1.463	7
34	102 GROSSBERG Alan	USA	Dream Racing Motorsport	Dream Racing Motorsport	Huracán Super Trofeo EVO2	LC	1'53.846	9.381	1.280	7
35	199 ATAPATTU Ron	USA	ANSA Motorsports	ANSA Motorsports	Huracán Super Trofeo EVO2	AM	1'55.404	10.939	1.558	4
36	72 PRABAKARAN Kumar	MYS	Rexal FFF Racing Team	Rexal FFF Racing Team	Huracán Super Trofeo EVO2	LC	1'55.598	11.133	0.194	9

Humidity:	48%	Air	22°C
Condition:	DRY	Track	27°C

Clerk of the Course : Delcio Santos

Race Director : Alain Adam

Start	End
05/11/2022 10:49	11:11

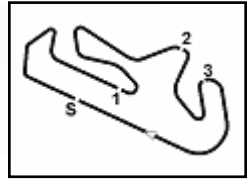
Powered by FICr Perugia Timing

ROGER DUBUIS



GRAND FINALS

7.1



Lamborghini Super Trofeo - Grand Finals - Portimao

Grand Finals AM + LC - Results Qualifying 2

Portimao 4.653 m

2 / 2

Penalty and Infringement

11.48	5	GT3 Poland	Time Deleted (1:44.528) - Exceeded Track Limits
11.53	114	Kpax Racing	Time Deleted (1:47.271) - Exceeded Track Limits
11.54	63	Cedric Leimer	Time Deleted (1:46.337) - Exceeded Track Limits
11.55	19	Cyril Leimer	Time Deleted (1:47.382) - Exceeded Track Limits
11.57	109	TPC Racing	Time Deleted (1:44.775) - Exceeded Track Limits
11.58	4	Rexal FFF Racing Team	Time Deleted (1:46.767) - Exceeded Track Limits
12.00	2	Boutsen Racing	Time Deleted (1:48.042) - Exceeded Track Limits
12.00	2	Boutsen Racing	Time Deleted (1:48.661) - Exceeded Track Limits
12.00	2	Boutsen Racing	Time Deleted (1:48.100) - Exceeded Track Limits

Fastest Laps Sequence

No.	Entrant	Nat	Team	Car	Local Time	Time	Gap	Avg
119	S. CHANDRASOMA	USA	MCR Racing	Huracán Super Trofeo EVO2	10:52'40.160	1'45.751		158,399
109	T. HOFFMAN	USA	TPC Racing	Huracán Super Trofeo EVO2	10:52'42.011	1'45.443	-0.308	158,861
148	N. REGER	USA	Precision Performance Motorsports	Huracán Super Trofeo EVO2	10:55'42.524	1'45.147	-0.296	159,308
60	A. LEWANDOWSKI	POL	VSR	Huracán Super Trofeo EVO2	10:56'09.199	1'44.923	-0.224	159,649
148	N. REGER	USA	Precision Performance Motorsports	Huracán Super Trofeo EVO2	11:01'26.406	1'44.465	-0.458	160,348

Clerk of the Course : Delcio Santos

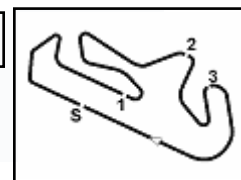
Race Director : Alain Adam

	Start	End
05/11/2022	10:49	11:11

Powered by FICr Perugia Timing

ROGER DUBUIS





Lamborghini Super Trofeo - Grand Finals - Portimao

Grand Finals AM + LC - Result by Class Qualifying 2

Portimao 4.653 m

AM Cup

No. Driver	Nat	Entrant	Team	Car	Time	Gap	Rel. Laps
1 148 REGER Nikko	USA	PPM	Precision Performance Motorsports	Huracán Super Trofeo EVO2	1'44.465		7
2 120 AU Alex	HKG	Dream Racing Motorsport	Dream Racing Motorsport	Huracán Super Trofeo EVO2	1'44.675	0.210	0.210 10
3 60 LEWANDOWSKI Andrzej	POL	VSR	VSR	Huracán Super Trofeo EVO2	1'44.811	0.346	0.136 7
4 119 CHANDRASOMA Shehan	USA	MCR Racing	MCR Racing	Huracán Super Trofeo EVO2	1'44.891	0.426	0.080 10
5 21 RINDONE Gabriel	ITA	Leipert Motorsport	Leipert Motorsport	Huracán Super Trofeo EVO2	1'45.137	0.672	0.246 6
6 109 HOFFMAN Tyler	USA	TPC Racing	TPC Racing	Huracán Super Trofeo EVO2	1'45.180	0.715	0.043 11
7 5 LEWANDOWSKI Adrian	POL	GT3 Poland	GT3 Poland	Huracán Super Trofeo EVO2	1'45.215	0.750	0.035 6
8 71 RYBA Martin	SVK	Brutal Fish Racing Team	Brutal Fish Racing Team	Huracán Super Trofeo EVO2	1'45.495	1.030	0.280 10
9 151 SENHORETI Claude	BRA	MCR Racing	MCR Racing	Huracán Super Trofeo EVO2	1'45.524	1.059	0.029 10
10 13 GUERIN Stephan	FRA	Stephan Guerin	Arkadia Racing	Huracán Super Trofeo EVO2	1'45.537	1.072	0.013 9
11 96 GIANNONI Raffaele	ITA	Automobile Tricolore	Automobile Tricolore	Huracán Super Trofeo EVO2	1'46.310	1.845	0.773 9
12 103 SELLARI Randy	USA	Wayne Taylor Racing	Wayne Taylor Racing	Huracán Super Trofeo EVO2	1'46.346	1.881	0.036 10
13 97 KREBS Jurgen	CHE	Leipert Motorsport	Leipert Motorsport	Huracán Super Trofeo EVO2	1'46.388	1.923	0.042 8
14 39 ABKAZAVA Shota	GEO	Artline Team Georgia	Artline Team Georgia	Huracán Super Trofeo EVO2	1'46.480	2.015	0.092 10
15 4 ROSTAN Marc	FRA	Rexal FFF Racing Team	Rexal FFF Racing Team	Huracán Super Trofeo EVO2	1'46.842	2.377	0.362 10
16 90 HARMSSEN Holger	DEU	GT3 Poland	GT3 Poland	Huracán Super Trofeo EVO2	1'47.104	2.639	0.262 10
17 69 BATRAKS Arturs	LVA	RD Signs Racing Team	RD Signs Racing Team	Huracán Super Trofeo EVO2	1'47.157	2.692	0.053 10
18 63 LEIMER Cedric	CHE	Cedric Leimer	Autovitesse	Huracán Super Trofeo EVO2	1'47.188	2.723	0.031 9
19 164 TAIT Thomas	USA	Kpax Racing	Flying Lizard Motorsports	Huracán Super Trofeo EVO2	1'47.525	3.060	0.337 8
20 104 COLLINS Bart	USA	MCR Racing	MCR Racing	Huracán Super Trofeo EVO2	1'47.526	3.061	0.001 9
21 19 LEIMER Cyril	CHE	Cyril Leimer	Autovitesse	Huracán Super Trofeo EVO2	1'47.613	3.148	0.087 9
22 2 FELIGIONI Pierre	FRA	Boutsen Racing	Boutsen Racing	Huracán Super Trofeo EVO2	1'48.683	4.218	1.070 10
23 199 ATAPATTU Ron	USA	ANSA Motorsports	ANSA Motorsports	Huracán Super Trofeo EVO2	1'55.404	10.939	6.721 4

LC Cup

No. Driver	Nat	Entrant	Team	Car	Time	Gap	Rel. Laps
1 98 VAN DER HORST Gerard	NLD	Gerard Van der Horst	Van der Horst Motorsport	Huracán Super Trofeo EVO2	1'46.853	2.388	10
2 26 SEMOULIN Francois	BEL	Scuderia Tornacum	Semspeed	Huracán Super Trofeo EVO2	1'47.316	2.851	0.463 5
3 189 ROBERTS Fred	CAN	M1 Racing	NTE Sport	Huracán Super Trofeo EVO2	1'47.726	3.261	0.410 7
4 113 LEVY Ofir	USA	US RaceTronics	US RaceTronics	Huracán Super Trofeo EVO2	1'47.951	3.486	0.225 10
5 22 DVORACEK Libor	CZE	Micanek Motorsport ACCR	Micanek Motorsport ACCR	Huracán Super Trofeo EVO2	1'48.841	4.376	0.890 9
6 114 STEWART Slade	USA	Kpax Racing	Flying Lizard Motorsports	Huracán Super Trofeo EVO2	1'48.858	4.393	0.017 6
7 118 TARI Tiger	USA	M1 Racing	NTE Sport	Huracán Super Trofeo EVO2	1'50.020	5.555	1.162 10
8 154 GAGNE-KEATS Jason	USA	Dream Racing Motorsport	Dream Racing Motorsport	Huracán Super Trofeo EVO2	1'50.873	6.408	0.853 10
9 88 FABRI Hans	NLD	Imperiale Racing	Imperiale Racing	Huracán Super Trofeo EVO2	1'51.038	6.573	0.165 8
10 8 PRIVITELIO Luciano	SMR	Rexal FFF Racing Team	Rexal FFF Racing Team	Huracán Super Trofeo EVO2	1'51.103	6.638	0.065 10
11 77 HERNANDEZ ORTEGA Alfredo	MEX	Alfredo Hernandez Ortega	BDR Competition	Huracán Super Trofeo EVO2	1'52.566	8.101	1.463 7
12 102 GROSSBERG Alan	USA	Dream Racing Motorsport	Dream Racing Motorsport	Huracán Super Trofeo EVO2	1'53.846	9.381	1.280 7
13 72 PRABAKARAN Kumar	MYS	Rexal FFF Racing Team	Rexal FFF Racing Team	Huracán Super Trofeo EVO2	1'55.598	11.133	1.752 9

Humidity:	48%	AIR	22°C
Condition:	DRY	Track	27°C

Clerk of the Course : Delcio Santos

Race Director : Alain Adam

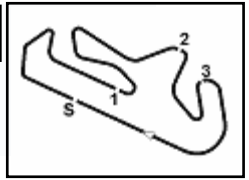
	Start	End
05/11/2022	10:49	11:11

Powered by FICr Perugia Timing



GRAND FINALS

7.3



Portimao 4.653 m

Lamborghini Super Trofeo - Grand Finals - Portimao Grand Finals AM + LC - Sectors and Speed Qualifying 2

BEST LAP

1	148 REGER Nikko	Huracán Super Trofeo EVO2	1'44.465
2	120 AU Alex	Huracán Super Trofeo EVO2	1'44.675
3	60 LEWANDOWSKI Andrzej	Huracán Super Trofeo EVO2	1'44.811
4	119 CHANDRASOMA Shehan	Huracán Super Trofeo EVO2	1'44.891
5	21 RINDONE Gabriel	Huracán Super Trofeo EVO2	1'45.137
6	109 HOFFMAN Tyler	Huracán Super Trofeo EVO2	1'45.180
7	5 LEWANDOWSKI Adrian	Huracán Super Trofeo EVO2	1'45.215
8	71 RYBA Martin	Huracán Super Trofeo EVO2	1'45.495
9	151 SENHORETI Claude	Huracán Super Trofeo EVO2	1'45.524
10	13 GUERIN Stephan	Huracán Super Trofeo EVO2	1'45.537
11	96 GIANNONI Raffaele	Huracán Super Trofeo EVO2	1'46.310
12	103 SELLARI Randy	Huracán Super Trofeo EVO2	1'46.346
13	97 KREBS Jurgen	Huracán Super Trofeo EVO2	1'46.388
14	39 ABKAZAVA Shota	Huracán Super Trofeo EVO2	1'46.400
15	4 ROSTAN Marc	Huracán Super Trofeo EVO2	1'46.842
16	98 VAN DER HORST Gerard	Huracán Super Trofeo EVO2	1'46.853
17	90 HARMSSEN Holger	Huracán Super Trofeo EVO2	1'47.104
18	69 BATRAKS Arturs	Huracán Super Trofeo EVO2	1'47.157
19	63 LEIMER Cedric	Huracán Super Trofeo EVO2	1'47.188
20	26 SEMOULIN Francois	Huracán Super Trofeo EVO2	1'47.316
21	164 TAIT Thomas	Huracán Super Trofeo EVO2	1'47.525
22	104 COLLINS Bart	Huracán Super Trofeo EVO2	1'47.526
23	19 LEIMER Cyril	Huracán Super Trofeo EVO2	1'47.613
24	189 ROBERTS Fred	Huracán Super Trofeo EVO2	1'47.726
25	113 LEVY Ofir	Huracán Super Trofeo EVO2	1'47.951
26	2 FELIGIONI Pierre	Huracán Super Trofeo EVO2	1'48.683
27	22 DVORACEK Libor	Huracán Super Trofeo EVO2	1'48.841
28	114 STEWART Slade	Huracán Super Trofeo EVO2	1'48.858
29	118 TARI Tiger	Huracán Super Trofeo EVO2	1'50.020
30	154 GAGNE-KEATS Jason	Huracán Super Trofeo EVO2	1'50.873
31	88 FABRI Hans	Huracán Super Trofeo EVO2	1'51.038
32	8 PRIVITELIO Luciano	Huracán Super Trofeo EVO2	1'51.103
33	77 HERNANDEZ ORTEGA Alfred	Huracán Super Trofeo EVO2	1'52.566
34	102 GROSSBERG Alan	Huracán Super Trofeo EVO2	1'53.846
35	199 ATAPATTU Ron	Huracán Super Trofeo EVO2	1'55.404
36	72 PRABAKARAN Kumar	Huracán Super Trofeo EVO2	1'55.598

SPEED

1	60 LEWANDOWSKI Andrzej	Huracán Super Trofeo EVO2	288,0
2	63 LEIMER Cedric	Huracán Super Trofeo EVO2	284,2
3	71 RYBA Martin	Huracán Super Trofeo EVO2	282,0
4	97 KREBS Jurgen	Huracán Super Trofeo EVO2	279,1
5	19 LEIMER Cyril	Huracán Super Trofeo EVO2	278,4
6	96 GIANNONI Raffaele	Huracán Super Trofeo EVO2	278,4
7	103 SELLARI Randy	Huracán Super Trofeo EVO2	278,4
8	4 ROSTAN Marc	Huracán Super Trofeo EVO2	277,6
9	13 GUERIN Stephan	Huracán Super Trofeo EVO2	277,6
10	90 HARMSSEN Holger	Huracán Super Trofeo EVO2	277,6
11	21 RINDONE Gabriel	Huracán Super Trofeo EVO2	276,9
12	148 REGER Nikko	Huracán Super Trofeo EVO2	276,9
13	151 SENHORETI Claude	Huracán Super Trofeo EVO2	276,9
14	69 BATRAKS Arturs	Huracán Super Trofeo EVO2	276,2
15	119 CHANDRASOMA Shehan	Huracán Super Trofeo EVO2	276,2
16	120 AU Alex	Huracán Super Trofeo EVO2	275,5
17	39 ABKAZAVA Shota	Huracán Super Trofeo EVO2	275,5
18	109 HOFFMAN Tyler	Huracán Super Trofeo EVO2	275,5
19	22 DVORACEK Libor	Huracán Super Trofeo EVO2	274,8
20	88 FABRI Hans	Huracán Super Trofeo EVO2	274,8
21	98 VAN DER HORST Gerard	Huracán Super Trofeo EVO2	274,8
22	164 TAIT Thomas	Huracán Super Trofeo EVO2	274,8
23	113 LEVY Ofir	Huracán Super Trofeo EVO2	274,1
24	114 STEWART Slade	Huracán Super Trofeo EVO2	274,1
25	8 PRIVITELIO Luciano	Huracán Super Trofeo EVO2	273,4
26	26 SEMOULIN Francois	Huracán Super Trofeo EVO2	273,4
27	2 FELIGIONI Pierre	Huracán Super Trofeo EVO2	273,4
28	118 TARI Tiger	Huracán Super Trofeo EVO2	273,4
29	104 COLLINS Bart	Huracán Super Trofeo EVO2	272,7
30	189 ROBERTS Fred	Huracán Super Trofeo EVO2	272,7
31	154 GAGNE-KEATS Jason	Huracán Super Trofeo EVO2	272,0
32	77 HERNANDEZ ORTEGA Alfred	Huracán Super Trofeo EVO2	271,4
33	199 ATAPATTU Ron	Huracán Super Trofeo EVO2	271,4
34	102 GROSSBERG Alan	Huracán Super Trofeo EVO2	269,3
35	72 PRABAKARAN Kumar	Huracán Super Trofeo EVO2	265,4

SEG. 1

1	120 AU Alex	32.239
2	60 LEWANDOWSKI Andrzej	32.439
3	71 RYBA Martin	32.497
4	148 REGER Nikko	32.516
5	39 ABKAZAVA Shota	32.536
6	13 GUERIN Stephan	32.546
7	21 RINDONE Gabriel	32.582
8	109 HOFFMAN Tyler	32.626
9	119 CHANDRASOMA Sheha	32.685
10	103 SELLARI Randy	32.735
11	151 SENHORETI Claude	32.749
12	96 GIANNONI Raffaele	32.816
13	63 LEIMER Cedric	32.873
14	69 BATRAKS Arturs	32.881
15	4 ROSTAN Marc	32.968
16	97 KREBS Jurgen	33.046
17	114 STEWART Slade	33.055
18	90 HARMSSEN Holger	33.084
19	104 COLLINS Bart	33.131
20	189 ROBERTS Fred	33.175
21	98 VAN DER HORST Gerard	33.232
22	164 TAIT Thomas	33.241
23	19 LEIMER Cyril	33.368
24	2 FELIGIONI Pierre	33.381
25	26 SEMOULIN Francois	33.384
26	22 DVORACEK Libor	33.416
27	113 LEVY Ofir	33.503
28	118 TARI Tiger	33.954
29	8 PRIVITELIO Luciano	34.068
30	154 GAGNE-KEATS Jason	34.126
31	88 FABRI Hans	34.464
32	77 HERNANDEZ ORTEGA	34.625
33	102 GROSSBERG Alan	34.773
34	199 ATAPATTU Ron	35.074
35	72 PRABAKARAN Kumar	35.416

SEG. 2

1	109 HOFFMAN Tyler	32.969
2	21 RINDONE Gabriel	32.979
3	60 LEWANDOWSKI Andrzej	33.020
4	148 REGER Nikko	33.046
5	13 GUERIN Stephan	33.174
6	120 AU Alex	33.183
7	119 CHANDRASOMA Sheha	33.302
8	63 LEIMER Cedric	33.305
9	71 RYBA Martin	33.435
10	39 ABKAZAVA Shota	33.459
11	98 VAN DER HORST Gerard	33.490
12	96 GIANNONI Raffaele	33.509
13	151 SENHORETI Claude	33.578
14	4 ROSTAN Marc	33.592
15	97 KREBS Jurgen	33.609
16	114 STEWART Slade	33.614
17	19 LEIMER Cyril	33.673
18	90 HARMSSEN Holger	33.783
19	189 ROBERTS Fred	33.799
20	104 COLLINS Bart	33.810
21	103 SELLARI Randy	33.893
22	2 FELIGIONI Pierre	33.975
23	69 BATRAKS Arturs	34.159
24	164 TAIT Thomas	34.195
25	113 LEVY Ofir	34.285
26	26 SEMOULIN Francois	34.317
27	22 DVORACEK Libor	34.431
28	118 TARI Tiger	34.578
29	88 FABRI Hans	34.948
30	8 PRIVITELIO Luciano	35.044
31	154 GAGNE-KEATS Jason	35.305
32	77 HERNANDEZ ORTEGA	35.739
33	72 PRABAKARAN Kumar	36.398
34	102 GROSSBERG Alan	36.421
35	199 ATAPATTU Ron	36.988

SEG. 3

1	151 SENHORETI Claude	20.997
2	109 HOFFMAN Tyler	21.129
3	119 CHANDRASOMA Sheha	21.150
4	148 REGER Nikko	21.188
5	21 RINDONE Gabriel	21.304
6	13 GUERIN Stephan	21.351
7	71 RYBA Martin	21.377
8	120 AU Alex	21.448
9	26 SEMOULIN Francois	21.459
10	97 KREBS Jurgen	21.612
11	69 BATRAKS Arturs	21.635
12	39 ABKAZAVA Shota	21.644
13	103 SELLARI Randy	21.678
14	60 LEWANDOWSKI Andrzej	21.685
15	4 ROSTAN Marc	21.691
16	114 STEWART Slade	21.699
17	113 LEVY Ofir	21.705
18	19 LEIMER Cyril	21.722
19	90 HARMSSEN Holger	21.750
20	96 GIANNONI Raffaele	21.836
21	98 VAN DER HORST Gerard	21.901
22	164 TAIT Thomas	21.929
23	63 LEIMER Cedric	21.957
24	2 FELIGIONI Pierre	22.019
25	189 ROBERTS Fred	22.054
26	22 DVORACEK Libor	22.067
27	104 COLLINS Bart	22.201
28	118 TARI Tiger	22.290
29	8 PRIVITELIO Luciano	22.341
30	154 GAGNE-KEATS Jason	22.708
31	88 FABRI Hans	22.879
32	102 GROSSBERG Alan	23.074
33	77 HERNANDEZ ORTEGA	23.152
34	199 ATAPATTU Ron	23.247
35	72 PRABAKARAN Kumar	23.680

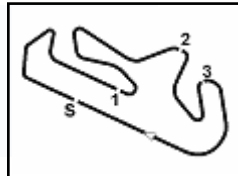
SEG. 4

1	148 REGER Nikko	17.397
2	120 AU Alex	17.467
3	71 RYBA Martin	17.495
4	119 CHANDRASOMA Sheha	17.594
5	60 LEWANDOWSKI Andrzej	17.660
6	4 ROSTAN Marc	17.673
7	109 HOFFMAN Tyler	17.723
8	21 RINDONE Gabriel	17.778
9	164 TAIT Thomas	17.801
10	103 SELLARI Randy	17.807
11	104 COLLINS Bart	17.876
12	96 GIANNONI Raffaele	17.928
13	151 SENHORETI Claude	17.929
14	69 BATRAKS Arturs	17.990
15	39 ABKAZAVA Shota	18.023
16	13 GUERIN Stephan	18.027
17	97 KREBS Jurgen	18.075
18	189 ROBERTS Fred	18.132
19	113 LEVY Ofir	18.141
20	26 SEMOULIN Francois	18.156
21	19 LEIMER Cyril	18.187
22	98 VAN DER HORST Gerard	18.207
23	90 HARMSSEN Holger	18.212
24	63 LEIMER Cedric	18.228
25	114 STEWART Slade	18.313
26	22 DVORACEK Libor	18.473
27	2 FELIGIONI Pierre	18.517
28	118 TARI Tiger	18.538
29	88 FABRI Hans	18.701
30	154 GAGNE-KEATS Jason	18.708
31	77 HERNANDEZ ORTEGA	18.886
32	8 PRIVITELIO Luciano	19.063
33	102 GROSSBERG Alan	19.506
34	199 ATAPATTU Ron	19.511
35	72 PRABAKARAN Kumar	20.100



GRAND FINALS

7.4



Lamborghini Super Trofeo - Grand Finals - Portimao

Grand Finals AM + LC - Ideal Time Qualifying 2

Portimao 4.653 m

1 / 2

No.	Driver Entrant	Car	Seg. 1	Seg. 2	Seg. 3	Seg. 4	Ideal Time		
			Diff. 1	Diff. 2	Diff. 3	Diff. 4	Best Lap	Pos.	Diff.
1	148 REGER N. (USA) PPM	Huracán Super Trofeo EVO2	32.516 +0.068	33.046	21.188 +0.250	17.397	1'44.147 1'44.465	1	0.318
2	120 AU A. (HKG) DREAM RACING MOTORSPORT	Huracán Super Trofeo EVO2	32.239 +0.210	33.183	21.448 +0.128	17.467	1'44.337 1'44.675	2	0.338
3	109 HOFFMAN T. (USA) TPC RACING	Huracán Super Trofeo EVO2	32.626 +0.065	32.969 +0.148	21.129 +0.520	17.723	1'44.447 1'45.180	6	0.733
4	21 RINDONE G. (ITA) LEIPERT MOTORSPORT	Huracán Super Trofeo EVO2	32.582 +0.042	32.979	21.304 +0.153	17.778 +0.299	1'44.643 1'45.137	5	0.494
5	119 CHANDRASOMA S. (US) MCR RACING	Huracán Super Trofeo EVO2	32.685	33.302 +0.042	21.150 +0.051	17.594 +0.067	1'44.731 1'44.891	4	0.160
6	60 LEWANDOWSKI A. (PO) VSR	Huracán Super Trofeo EVO2	32.439	33.020 +0.007	21.685	17.660	1'44.804 1'44.811	3	0.007
7	71 RYBA M. (SVK) BRUTAL FISH RACING TEAM	Huracán Super Trofeo EVO2	32.497 +0.480	33.435	21.377 +0.211	17.495	1'44.804 1'45.495	8	0.691
8	13 GUERIN S. (FRA) STEPHAN GUERIN	Huracán Super Trofeo EVO2	32.546 +0.249	33.174 +0.151	21.351	18.027 +0.039	1'45.098 1'45.537	10	0.439
9	151 SENHORETI C. (BRA) MCR RACING	Huracán Super Trofeo EVO2	32.749 +0.190	33.578 +0.081	20.997	17.929	1'45.253 1'45.524	9	0.271
10	39 ABKAZAVA S. (GEO) ARTLINE TEAM GEORGIA	Huracán Super Trofeo EVO2	32.536 +0.414	33.459 +0.143	21.644 +0.188	18.023 +0.073	1'45.662 1'46.480	14	0.818
11	4 ROSTAN M. (FRA) REXAL FFF RACING TEAM	Huracán Super Trofeo EVO2	32.968 +0.392	33.592 +0.328	21.691	17.673 +0.198	1'45.924 1'46.842	15	0.918
12	96 GIANNONI R. (ITA) AUTOMOBILE TRICOLORE	Huracán Super Trofeo EVO2	32.816 +0.130	33.509 +0.091	21.836	17.928	1'46.089 1'46.310	11	0.221
13	103 SELLARI R. (USA) WAYNE TAYLOR RACING	Huracán Super Trofeo EVO2	32.735 +0.233	33.893	21.678	17.807	1'46.113 1'46.346	12	0.233
14	97 KREBS J. (CHE) LEIPERT MOTORSPORT	Huracán Super Trofeo EVO2	33.046	33.609	21.612 +0.046	18.075	1'46.342 1'46.388	13	0.046
15	63 LEIMER C. (CHE) CEDRIC LEIMER	Huracán Super Trofeo EVO2	32.873 +0.348	33.305 +0.473	21.957 +0.004	18.228	1'46.363 1'47.188	19	0.825
16	69 BATRAKS A. (LVA) RD SIGNS RACING TEAM	Huracán Super Trofeo EVO2	32.881	34.159 +0.157	21.635	17.990 +0.335	1'46.665 1'47.157	18	0.492
17	114 STEWART S. (USA) KPAX RACING	Huracán Super Trofeo EVO2	33.055 +0.099	33.614 +0.638	21.699 +0.185	18.313 +1.255	1'46.681 1'48.858	28	2.177
18	90 HARMSEN H. (DEU) GT3 POLAND	Huracán Super Trofeo EVO2	33.084 +0.067	33.783 +0.064	21.750	18.212 +0.144	1'46.829 1'47.104	17	0.275
19	98 VAN DER HORST G. (NL) GERARD VAN DER HORST	Huracán Super Trofeo EVO2	33.232	33.490	21.901	18.207 +0.023	1'46.830 1'46.853	16	0.023
20	19 LEIMER C. (CHE) CYRIL LEIMER	Huracán Super Trofeo EVO2	33.368 +0.077	33.673 +0.228	21.722 +0.172	18.187 +0.186	1'46.950 1'47.613	23	0.663
21	104 COLLINS B. (USA) MCR RACING	Huracán Super Trofeo EVO2	33.131 +0.241	33.810 +0.267	22.201	17.876	1'47.018 1'47.526	22	0.508
22	189 ROBERTS F. (CAN) M1 RACING	Huracán Super Trofeo EVO2	33.175 +0.289	33.799 +0.094	22.054 +0.020	18.132 +0.163	1'47.160 1'47.726	24	0.566
23	164 TAIT T. (USA) KPAX RACING	Huracán Super Trofeo EVO2	33.241 +0.020	34.195	21.929 +0.189	17.801 +0.150	1'47.166 1'47.525	21	0.359
24	26 SEMOULIN F. (BEL) SCUDERIA TORNACUM	Huracán Super Trofeo EVO2	33.384	34.317	21.459	18.156	1'47.316 1'47.316	20	
25	113 LEVY O. (USA) US RACETRONICS	Huracán Super Trofeo EVO2	33.503 +0.317	34.285	21.705	18.141	1'47.634 1'47.951	25	0.317
26	2 FELIGIONI P. (FRA) BOUENSEN RACING	Huracán Super Trofeo EVO2	33.381 +0.015	33.975 +0.136	22.019 +0.360	18.517 +0.280	1'47.892 1'48.683	26	0.791
27	22 DVORACEK L. (CZE) MICANEK MOTORSPORT ACCR	Huracán Super Trofeo EVO2	33.416 +0.327	34.431 +0.023	22.067	18.473 +0.104	1'48.387 1'48.841	27	0.454
28	118 TARI T. (USA) M1 RACING	Huracán Super Trofeo EVO2	33.954	34.578	22.290 +0.660	18.538	1'49.360 1'50.020	29	0.660
29	8 PRIVITELIO L. (SMR) REXAL FFF RACING TEAM	Huracán Super Trofeo EVO2	34.068 +0.587	35.044	22.341	19.063	1'50.516 1'51.103	32	0.587
30	154 GAGNE-KEATS J. (USA) DREAM RACING MOTORSPORT	Huracán Super Trofeo EVO2	34.126 +0.026	35.305	22.708	18.708	1'50.847 1'50.873	30	0.026
31	88 FABRI H. (NLD) IMPERIALE RACING	Huracán Super Trofeo EVO2	34.464	34.948	22.879	18.701 +0.046	1'50.992 1'51.038	31	0.046
32	77 HERNANDEZ ORTEGA ALFREDO HERNANDEZ ORTEGA	Huracán Super Trofeo EVO2	34.625 +0.032	35.739	23.152	18.886 +0.132	1'52.402 1'52.566	33	0.164
33	102 GROSSBERG A. (USA) DREAM RACING MOTORSPORT	Huracán Super Trofeo EVO2	34.773	36.421	23.074	19.506 +0.072	1'53.774 1'53.846	34	0.072

05/11/2022

Powered by FICr Perugia Timing

ROGER DUBUIS

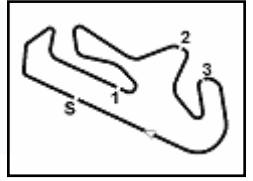




SQUADRA CORSE

GRAND FINALS

7.4



Lamborghini Super Trofeo - Grand Finals - Portimao

Grand Finals AM + LC - Ideal Time Qualifying 2

Portimao 4.653 m

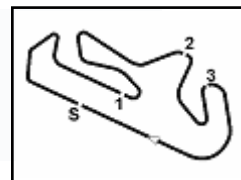
2 / 2

No. Driver Entrant	Car	Seg. 1	Seg. 2	Seg. 3	Seg. 4	Ideal Time		
		Diff. 1	Diff. 2	Diff. 3	Diff. 4	Best Lap	Pos.	Diff.
34 199 ATAPATTU R. (USA) ANSA MOTORSPORTS	Huracán Super Trofeo EVO2	35.074	36.988	23.247 +0.204	19.511 +0.380	1'54.820		
35 72 PRABAKARAN K. (MYS) REXAL FFF RACING TEAM	Huracán Super Trofeo EVO2	35.416	36.398 +0.004	23.680	20.100	1'55.594	35	0.584
5 LEWANDOWSKI A. (PO) GT3 POLAND	Huracán Super Trofeo EVO2		Missing Sector			1'45.215		
Overall Ideal Time		32.239	32.969	20.997	17.397	1'43.602		



GRAND FINALS

7.5



Portimao 4.653 m

1 / 4

Lamborghini Super Trofeo - Grand Finals - Portimao Grand Finals AM + LC - Analysis Qualifying 2

2 Boutsen Racing (1'48.683)

Lap	Seg.1	Seg.2	Seg.3	Seg.4	Lap Time	km/h	Local Time
Pierre Feligioni							
1		34.981	22.805	18.578			10:52'11.148
2	36.668	33.994	22.019	18.642	1'51.323	271,4	10:54'02.471
3	57.424	34.368	22.837	18.712	2'13.341	272,0	10:56'15.812
4	33.864	34.823	22.799	18.658	1'50.144	272,7	10:58'05.956
5	33.740	34.416	22.022	18.843	1'49.021	273,4	10:59'54.977
6	33.879	34.227	22.327	18.517	1'48.950	270,7	11:01'43.927
7	33.381	33.975	22.255	18.489	1'48.100C	272,7	11:03'32.027
8	34.158	34.311	22.311	18.543	1'49.323	271,4	11:05'21.350
9	33.396	34.111	22.379	18.797	1'48.683	272,0	11:07'10.033
10	33.460	33.985	22.387	18.210	1'48.042C	272,0	11:08'58.075
11	33.685	34.291	22.303	18.382	1'48.661C	273,4	11:10'46.736

4	32.795	33.325	21.351	18.066	1'45.537	274,8	10:58'09.450
5	32.773	33.994	39.369	18.530	2'04.666	277,6	11:00'14.116
6	33.263	33.174	30.883	18.300	1'55.620	274,8	11:02'09.736
7	32.989			18.827	2'03.173	276,2	11:04'12.909
8	33.200	33.464	24.489	18.344	1'49.497	276,2	11:06'02.406
9	32.546	33.195	21.782	18.027	1'45.550	275,5	11:07'47.956
10	33.067	33.325	22.116	20.611	1'49.119	276,9	11:09'37.075

19 Cyril Leimer (1'47.613)

Lap	Seg.1	Seg.2	Seg.3	Seg.4	Lap Time	km/h	Local Time
Cyril Leimer							
1		48.758	24.941	19.080			10:51'44.752
2	33.536	36.124	30.109	18.719	1'58.488	274,8	10:53'43.240
3	34.027	33.673	21.853	18.187	1'47.740	273,4	10:55'30.980
4	36.172	35.184	24.148	26.781	2'02.285P	277,6	10:57'33.265
5	1'39.276	39.558	27.471	20.764	3'07.069P		11:00'40.334
6	33.440	33.760	21.984	18.198	1'47.382C	272,7	11:02'27.716
7	33.502	34.053	21.722	18.736	1'48.013	274,8	11:04'15.729
8	33.445	33.901	21.894	18.373	1'47.613	278,4	11:06'03.342
9	33.368	34.339	21.913	18.441	1'48.061	276,2	11:07'51.403
10	33.904	33.916	22.221	34.752	2'04.793P	276,9	11:09'56.196

4 Rexal FFF Racing Team (1'46.842)

Lap	Seg.1	Seg.2	Seg.3	Seg.4	Lap Time	km/h	Local Time
Marc Rostan							
1		37.372	26.694	18.568			10:51'32.046
2	33.577	37.062	21.985	17.998	1'50.622	273,4	10:53'22.668
3	33.360	33.920	21.691	17.871	1'46.842	275,5	10:55'09.510
4	33.691	33.958	22.132	17.814	1'47.595	277,6	10:56'57.105
5	32.968	33.799	23.128	18.586	1'48.481	277,6	10:58'45.586
6	34.514	33.872	22.411	18.123	1'48.920	275,5	11:00'34.506
7	33.529	34.612	21.992	17.673	1'47.806	276,2	11:02'22.312
8	33.237	33.751	21.969	18.098	1'47.055	276,9	11:04'09.367
9	35.683	34.103	22.536	17.767	1'50.089	263,4	11:05'59.456
10	33.392	33.757	21.749	17.869	1'46.767C	276,9	11:07'46.223
11	33.160	33.592	22.845	35.414	2'05.011P	274,8	11:09'51.234

21 Leipert Motorsport (1'45.137)

Lap	Seg.1	Seg.2	Seg.3	Seg.4	Lap Time	km/h	Local Time
Gabriel Rindone							
1		38.892	23.088	17.934			10:52'27.807
2			26.371	27.741	2'00.350P	274,8	10:54'28.157
3		33.112	21.437	17.778	5'51.473P		11:00'19.630
4	32.616	33.271	21.304	17.980	1'45.171	276,9	11:02'04.801
5	32.582	36.827	56.897	18.535	2'24.841	275,5	11:04'29.642
6	32.624	32.979	21.457	18.077	1'45.137	276,2	11:06'14.779
7	34.616	1'48.356	28.935	33.350	3'25.257P	276,2	11:09'40.036

5 GT3 Poland (1'45.215)

Lap	Seg.1	Seg.2	Seg.3	Seg.4	Lap Time	km/h	Local Time
Adrian Lewandowski							
1							10:52'30.143
2					1'45.920		10:54'16.063
3					1'48.945		10:56'05.008
4					1'45.215		10:57'50.223
5					1'44.528C		10:59'34.751
6					1'46.722		11:01'21.473
7					1'59.231P		11:03'20.704

22 Micanek Motorsport ACCR (1'48.841)

Lap	Seg.1	Seg.2	Seg.3	Seg.4	Lap Time	km/h	Local Time
Libor Dvoracek							
1		36.474	22.626	18.899			10:52'00.570
2	33.690	35.221	22.144	18.473	1'49.528	271,4	10:53'50.098
3	33.416	35.601	22.306	19.197	1'50.520	274,8	10:55'40.618
4	33.844	35.496	25.616	29.227	2'04.183P	274,1	10:57'44.801
5	1'09.084	35.120	22.579	19.623	2'26.406P		11:00'11.207
6	33.828	34.431	23.246	19.062	1'50.567	273,4	11:02'01.774
7	34.062	35.780	24.696	19.377	1'53.915	272,7	11:03'55.689
8	33.474	35.049	22.160	18.490	1'49.173	272,7	11:05'44.862
9	33.743	34.454	22.067	18.577	1'48.841	274,1	11:07'33.703
10	36.653	36.189	23.328	31.846	2'08.016P	274,1	11:09'41.719

8 Rexal FFF Racing Team (1'51.103)

Lap	Seg.1	Seg.2	Seg.3	Seg.4	Lap Time	km/h	Local Time
Luciano Privitello							
1		36.192	23.157	19.165			10:51'26.978
2	34.349	48.061	22.435	19.311	2'04.156	271,4	10:53'31.134
3	34.655	35.044	22.341	19.063	1'51.103	270,7	10:55'22.237
4	34.068	35.779	23.196	19.240	1'52.283	272,0	10:57'14.520
5	34.959	35.749	22.772	19.101	1'52.581	271,4	10:59'07.101
6	35.330	35.133	22.807	19.067	1'52.337	267,3	11:00'59.438
7	34.449	35.579	22.559	19.284	1'51.871	272,0	11:02'51.309
8	34.675	35.732	22.507	20.203	1'53.117	273,4	11:04'44.426
9	34.908	35.666	22.751	19.219	1'52.544	269,3	11:06'36.970
10	34.113	35.841	23.115	19.188	1'52.257	270,7	11:08'29.227
11	34.406	35.516	22.887	19.284	1'52.093	271,4	11:10'21.320

26 Scuderia Tornacum (1'47.316)

Lap	Seg.1	Seg.2	Seg.3	Seg.4	Lap Time	km/h	Local Time
Francois Semoulin							
1		52.679	30.771	18.777			10:51'50.741
2	33.532	47.844	29.066	18.784	2'09.226	271,4	10:53'59.967
3	40.441	41.491	30.381	18.713	2'11.026	272,0	10:56'10.993
4	33.703	34.974	21.694	18.383	1'48.754	272,0	10:57'59.747
5	33.384	34.317	21.459	18.156	1'47.316	273,4	10:59'47.063
6	39.591	42.446	25.427	32.216	2'19.680P	241,1	11:02'06.743

13 Stephan Guerin (1'45.537)

Lap	Seg.1	Seg.2	Seg.3	Seg.4	Lap Time	km/h	Local Time
Stephan Guerin							
1		35.052	24.129	18.232			10:52'35.292
2	32.954	33.213	21.351	18.158	1'45.676	276,2	10:54'20.968
3	32.952	33.476	38.068	18.449	2'02.945	274,8	10:56'23.913

39 Artline Team Georgia (1'46.480)

Lap	Seg.1	Seg.2	Seg.3	Seg.4	Lap Time	km/h	Local Time
Shota Abkazava							
1			26.399	20.311			10:51'41.705
2	33.089	43.407	31.374	18.330	2'06.200	271,4	10:53'47.905

05/11/2022

P = Pits In/Out - C = Lap Time Cancelled

Powered by FICr Perugia Timing

ROGER DUBUIS

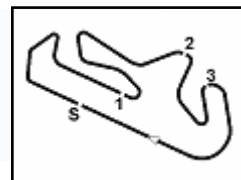




GRAND FINALS

Lamborghini Super Trofeo - Grand Finals - Portimao

Grand Finals AM + LC - Analysis Qualifying 2

7.5

Portimao 4.653 m

2 / 4

3	32.876	34.211	22.425	18.660	1'48.172	271,4	10:55'36.077	10	32.738	33.513	21.520	17.816	1'45.587	277,6	11:07'28.118
4	33.889	44.030	28.619	21.139	2'07.677	272,0	10:57'43.754	11	32.977	33.435	21.588	17.495	1'45.495	278,4	11:09'13.613
5	32.929	34.450	22.349	18.231	1'47.959	272,7	10:59'31.713								
6	32.950	33.602	21.832	18.096	1'46.480	272,7	11:01'18.193								
7	32.536	33.938	21.882	18.206	1'46.562	275,5	11:03'04.755								
8	41.620	42.884	23.101	18.592	2'06.197	272,0	11:05'10.952								
9	33.111	33.459	22.103	18.023	1'46.696	272,7	11:06'57.648								
10	32.563	33.580	21.644	19.106	1'46.893	273,4	11:08'44.541								
11	32.846	38.569	23.645	28.858	2'03.918P	272,0	11:10'48.459								

72 Rexal FFF Racing Team (1'55.598)

Lap	Seg.1	Seg.2	Seg.3	Seg.4	Lap Time	km/h	Local Time
Kumar Prabakaran							
1		43.741	29.574	22.452			10:52'41.536
2	37.277	37.795	26.170	20.735	2'01.977	257,8	10:54'43.513
3	38.546	37.382	23.929	20.326	2'00.183	260,2	10:56'43.696
4	35.946	36.909	23.771	21.031	1'57.657	261,5	10:58'41.353
5	38.148	42.933	25.921	20.674	2'07.676	259,0	11:00'49.029
6	35.672	36.561	25.469	20.438	1'58.140	265,4	11:02'47.169
7	35.416	36.402	23.680	20.100	1'55.598	263,4	11:04'42.767
8	37.368	38.070	23.702	20.935	2'00.075	264,1	11:06'42.842
9	36.200	38.060	26.185	22.476	2'02.921	257,8	11:08'45.763
10	35.823	36.398	25.553	36.610	2'14.384P	255,9	11:11'00.147

60 VSR (1'44.811)

Lap	Seg.1	Seg.2	Seg.3	Seg.4	Lap Time	km/h	Local Time
Andrzej Lewandowski							
1		34.326	22.504	18.230			10:54'24.276
2	32.478	33.020	21.758	17.667	1'44.923	279,8	10:56'09.199
3	38.305	38.986	26.874	17.814	2'01.979	288,0	10:58'11.178
4	32.530	33.068	21.729	17.936	1'45.263	276,9	10:59'56.441
5	38.133	41.182	26.627	21.170	2'07.112	282,7	11:02'03.553
6	32.868	39.038	26.935	18.396	1'57.237	279,8	11:04'00.790
7	32.439	33.027	21.685	17.660	1'44.811	277,6	11:05'45.601
8	34.642	37.796	23.514	32.814	2'08.766P	280,5	11:07'54.367

63 Cedric Leimer (1'47.188)

Lap	Seg.1	Seg.2	Seg.3	Seg.4	Lap Time	km/h	Local Time
Cedric Leimer							
1		34.984	25.787	18.577			10:52'06.845
2	33.221	33.778	21.961	18.228	1'47.188	274,8	10:53'54.033
3	33.011	34.016	22.477	26.369	1'55.873P	280,5	10:55'49.906
4	1'42.175	34.567	25.131	19.111	3'00.984P		10:58'50.890
5	33.057	34.234	22.041	19.483	1'48.815	278,4	11:00'39.705
6	33.162	33.305	21.957	17.913	1'46.337C	276,9	11:02'26.042
7	33.040	33.930	22.414	18.394	1'47.778	279,1	11:04'13.820
8	32.873	42.852	28.429	20.510	2'04.664	284,2	11:06'18.484
9	32.987	34.659	23.143	19.362	1'50.151	276,2	11:08'08.635
10	33.119	1'44.889	26.925	36.563	3'21.496P	278,4	11:11'30.131

69 RD Signs Racing Team (1'47.157)

Lap	Seg.1	Seg.2	Seg.3	Seg.4	Lap Time	km/h	Local Time
Arturs Batraks							
1		36.544	24.046	18.798			10:51'47.445
2	34.779	36.016	22.852	18.482	1'52.129	271,4	10:53'39.574
3	33.536	34.643	22.140	19.592	1'49.911	273,4	10:55'29.485
4	34.573	34.162	21.914	18.347	1'48.996	269,3	10:57'18.481
5	33.414	34.159	22.264	18.718	1'48.555	273,4	10:59'07.036
6	33.592	34.179	21.707	18.044	1'47.522	273,4	11:00'54.558
7	33.186	34.413	23.851	18.308	1'49.758	274,8	11:02'44.316
8	33.398	34.312	22.789	17.990	1'48.489	274,8	11:04'32.805
9	33.111	35.695	22.067	18.037	1'48.910	276,2	11:06'21.715
10	32.881	34.316	21.635	18.325	1'47.157	274,8	11:08'08.872
11	33.377	36.188	22.369	18.154	1'50.088	274,8	11:09'58.960

71 Brutal Fish Racing Team (1'45.495)

Lap	Seg.1	Seg.2	Seg.3	Seg.4	Lap Time	km/h	Local Time
Martin Ryba							
1		34.847	22.056	18.394			10:51'01.105
2	33.060	35.433	25.906	18.071	1'52.470	277,6	10:52'53.575
3	32.676	34.858	26.505	18.001	1'52.040	278,4	10:54'45.615
4	32.964	33.648	21.718	17.525	1'45.855	279,1	10:56'31.470
5	32.497	33.835	21.377	17.803	1'45.512	280,5	10:58'16.982
6	32.934	37.384	23.746	18.556	1'52.620	282,0	11:00'09.602
7	32.699	33.901	25.229	19.281	1'51.110	279,1	11:02'00.712
8	34.594	35.727	23.172	18.016	1'51.509	278,4	11:03'52.221
9	32.981	36.391	23.032	17.906	1'50.310	278,4	11:05'42.531

90 GT3 Poland (1'47.104)

Lap	Seg.1	Seg.2	Seg.3	Seg.4	Lap Time	km/h	Local Time
Holger Harmsen							
1		34.527	22.354	18.328			10:52'32.503
2	33.151	33.847	21.750	18.356	1'47.104	274,1	10:54'19.607
3	33.084	34.078	22.099	19.206	1'48.467	274,1	10:56'08.074
4	33.539	34.856	23.342	18.530	1'50.267	270,0	10:57'58.341
5	33.321	34.108	22.213	18.455	1'48.097	277,6	10:59'46.438
6	33.403	34.216	21.860	18.320	1'47.799	275,5	11:01'34.237
7	33.264	34.598	21.869	18.212	1'47.943	275,5	11:03'22.180
8	33.966	35.345	23.222	18.746	1'51.279	276,9	11:05'13.459
9	33.274	33.783	22.053	18.269	1'47.379	272,7	11:07'00.838
10	33.461	34.207	23.218	18.852	1'49.738	274,8	11:08'50.576
11	33.197	34.565	22.362	18.963	1'49.087	275,5	11:10'39.663

96 Automobile Tricolore (1'46.310)

Lap	Seg.1	Seg.2	Seg.3	Seg.4	Lap Time	km/h	Local Time
Raffaele Giannoni							
1		35.196	24.246	19.461			10:51'00.093
2	39.287	37.725	24.790	18.247	2'00.049	220,9	10:53'00.142

05/11/2022 P = Pits In/Out - C = Lap Time Cancelled

Powered by FICr Perugia Timing

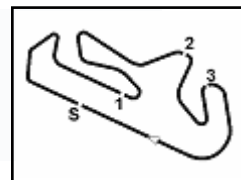
ROGER DUBUIS





GRAND FINALS

7.5



Lamborghini Super Trofeo - Grand Finals - Portimao Grand Finals AM + LC - Analysis Qualifying 2

Portimao 4.653 m

4 / 4

3	34.927	35.384	23.915	19.352	1'53.578	269,3	10:55'38.059	9	33.824	35.798	24.922	19.353	1'53.897	276,9	11:06'39.826
4	34.765	36.669	23.582	19.078	1'54.094	270,7	10:57'32.153	10	32.900	34.021	22.289	19.187	1'48.397	275,5	11:08'28.223
5	34.762	35.875	23.109	18.574	1'52.320	270,7	10:59'24.473	11	33.069	33.587	21.793	18.030	1'46.479	274,1	11:10'14.702
6	34.067	35.068	22.290	18.684	1'50.109	273,4	11:01'14.582								
7	33.954	34.578	22.950	18.538	1'50.020	272,7	11:03'04.602								
8	34.883	35.546	22.918	18.765	1'52.112	273,4	11:04'56.714								
9	34.285	34.887	22.671	18.616	1'50.459	271,4	11:06'47.173								
10	34.108	35.698	23.444	18.741	1'51.991	273,4	11:08'39.164								
11	34.206	35.069	22.930	18.930	1'51.135	272,0	11:10'30.299								

154 Dream Racing Motorsport (1'50.873)

Lap	Seg.1	Seg.2	Seg.3	Seg.4	Lap Time	km/h	Local Time
Jason Gagne-Keats							
1		36.344	23.545	18.871			10:51'14.625
2	34.607	35.585	23.085	18.928	1'52.205	270,0	10:53'06.830
3	34.779	35.985	23.768	18.902	1'53.434	271,4	10:55'00.264
4	34.318	35.608	22.927	19.667	1'52.520	271,4	10:56'52.784
5	34.540	35.839	23.496	18.780	1'52.655	270,0	10:58'45.439
6	35.801	36.414	24.561	19.565	1'56.341	271,4	11:00'41.780
7	34.919	36.616	24.209	19.549	1'55.293	270,7	11:02'37.073
8	34.920	35.761	23.614	19.544	1'53.839	270,7	11:04'30.912
9	34.652	36.864	23.224	19.001	1'53.741	270,7	11:06'24.653
10	34.152	35.305	22.708	18.708	1'50.873	272,0	11:08'15.526
11	34.126	35.354	24.372	37.028	2'10.880P	271,4	11:10'26.406

119 MCR Racing (1'44.891)

Lap	Seg.1	Seg.2	Seg.3	Seg.4	Lap Time	km/h	Local Time
Shehan Chandrasoma							
1		34.354	21.737	17.924			10:50'54.409
2	33.047	33.302	21.293	18.109	1'45.751	272,0	10:52'40.160
3	36.506	34.247	21.634	17.689	1'50.076	274,1	10:54'30.236
4	33.011	33.315	21.307	17.914	1'45.547	275,5	10:56'15.783
5	33.022	33.442	22.161	24.866	1'53.491P	270,7	10:58'09.274
6	1'06.860	33.837	23.821	17.594	2'22.112P		11:00'31.386
7	32.906	33.635	22.119	17.749	1'46.409	274,8	11:02'17.795
8	32.993	33.430	21.150	17.776	1'45.349	274,8	11:04'03.144
9	32.696	33.998	21.215	18.325	1'46.234	275,5	11:05'49.378
10	32.685	33.344	21.201	17.661	1'44.891	274,8	11:07'34.269
11	32.988	33.350	21.274	29.233	1'56.845P	276,2	11:09'31.114

164 Kpax Racing (1'47.525)

Lap	Seg.1	Seg.2	Seg.3	Seg.4	Lap Time	km/h	Local Time
Thomas Tait							
1		34.933	22.666	18.241			10:50'59.075
2	33.261	34.195	22.118	17.951	1'47.525	271,4	10:52'46.600
3	33.423	37.470	22.727	18.196	1'51.816	274,8	10:54'38.416
4	33.407	34.446	21.929	17.801	1'47.583	272,0	10:56'25.999
5	33.241	34.204	21.992	18.358	1'47.795	274,1	10:58'13.794
6	34.152	34.637	25.828	18.794	1'53.411	251,2	11:00'07.205
7	33.632	34.828	22.208	19.130	1'49.798	272,0	11:01'57.003
8	34.009	36.905	22.728	19.478	1'53.120	272,0	11:03'50.123
9	35.719	38.624	25.258	28.055	2'07.656P	265,4	11:05'57.779

120 Dream Racing Motorsport (1'44.675)

Lap	Seg.1	Seg.2	Seg.3	Seg.4	Lap Time	km/h	Local Time
Alex Au							
1		35.074	25.143	17.805			10:51'07.514
2	33.148	33.870	21.621	17.864	1'46.503	272,7	10:52'54.017
3	32.825	34.620	22.564	18.307	1'48.316	272,7	10:54'42.333
4	32.643	33.483	21.776	17.840	1'45.742	273,4	10:56'28.075
5	32.806	33.458	21.448	17.921	1'45.633	274,1	10:58'13.708
6	32.476	33.491	21.482	17.864	1'45.313	274,1	10:59'59.021
7	33.603	34.530	22.924	17.809	1'48.866	275,5	11:01'47.887
8	32.449	33.183	21.576	17.467	1'44.675	274,8	11:03'32.562
9	35.644	38.836	23.658	17.877	1'56.015	274,8	11:05'28.577
10	32.571	33.251	21.488	17.628	1'44.938	272,7	11:07'13.515
11	32.239	34.877	23.255	17.755	1'48.126	274,1	11:09'01.641

189 M1 Racing (1'47.726)

Lap	Seg.1	Seg.2	Seg.3	Seg.4	Lap Time	km/h	Local Time
Fred Roberts							
1		35.245	22.339	18.345			10:50'59.555
2	33.405	34.033	22.579	18.207	1'48.224	270,7	10:52'47.779
3	33.175	36.774	23.593	18.132	1'51.674	271,4	10:54'39.453
4	33.464	33.893	22.074	18.295	1'47.726	272,0	10:56'27.179
5	33.612	34.648	22.054	18.440	1'48.754	270,7	10:58'15.933
6	33.194	33.799	22.311	18.484	1'47.788	272,7	11:00'03.721
7	33.395	35.173	23.934	32.513	2'05.015P	271,4	11:02'08.736
8	1'05.612	41.677	25.942	31.936	2'45.167P		11:04'53.903

148 PPM (1'44.465)

Lap	Seg.1	Seg.2	Seg.3	Seg.4	Lap Time	km/h	Local Time
Nikko Reger							
1		34.105	21.969	18.161			10:52'11.158
2	33.601	33.499	21.652	17.467	1'46.219	270,0	10:53'57.377
3	32.516	33.328	21.426	17.877	1'45.147	276,2	10:55'42.524
4	32.986	45.530	29.400	17.706	2'05.622	275,5	10:57'48.146
5	32.838	33.310	24.130	23.517	1'53.795	274,8	10:59'41.941
6	32.584	33.046	21.438	17.397	1'44.465	274,1	11:01'26.406
7	32.575	33.124	21.188	17.704	1'44.591	276,9	11:03'10.997
8	32.542	33.150	21.514	28.387	1'55.593P	274,8	11:05'06.590

199 ANSA Motorsports (1'55.404)

Lap	Seg.1	Seg.2	Seg.3	Seg.4	Lap Time	km/h	Local Time
Ron Atapattu							
1		38.846	25.362	20.054			10:56'07.974
2	35.649	37.068	23.247	19.511	1'55.475	265,4	10:58'03.449
3	35.281	37.153	23.885	19.935	1'56.254	271,4	10:59'59.703
4	35.074	36.988	23.451	19.891	1'55.404	270,0	11:01'55.107
5	35.238	44.656	29.865	32.173	2'21.932P	268,0	11:04'17.039

151 MCR Racing (1'45.524)

Lap	Seg.1	Seg.2	Seg.3	Seg.4	Lap Time	km/h	Local Time
Claude Senhoret							
1		42.907	34.019	18.350			10:51'56.495
2	33.161	35.761	25.402	18.207	1'52.531	269,3	10:53'49.026
3	33.653	40.782	26.778	19.058	2'00.271	275,5	10:55'49.297
4	33.199	33.877	21.746	18.013	1'46.835	273,4	10:57'36.132
5	32.872	33.689	21.155	17.987	1'45.703	274,8	10:59'21.835
6	32.749	33.578	21.320	18.096	1'45.743	274,8	11:01'07.578
7	33.285	37.634	23.845	18.063	1'52.827	275,5	11:03'00.405
8	32.939	33.659	20.997	17.929	1'45.524	274,1	11:04'45.929

05/11/2022

P = Pits In/Out - C = Lap Time Cancelled

Powered by FICr Perugia Timing

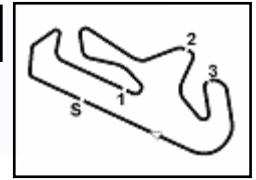
ROGER DUBUIS





GRAND FINALS

7.6



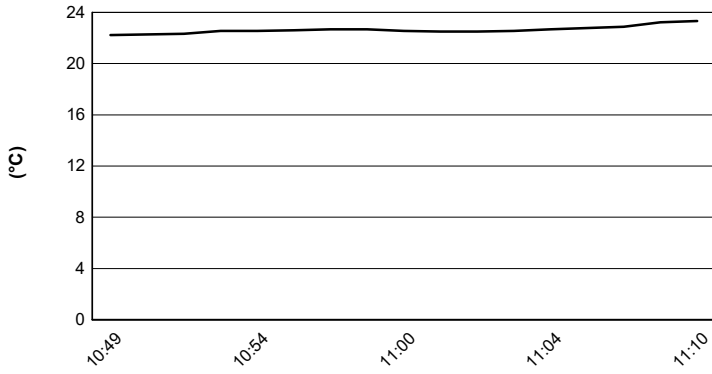
Portimao 4.653 m

Lamborghini Super Trofeo - Grand Finals - Portimao

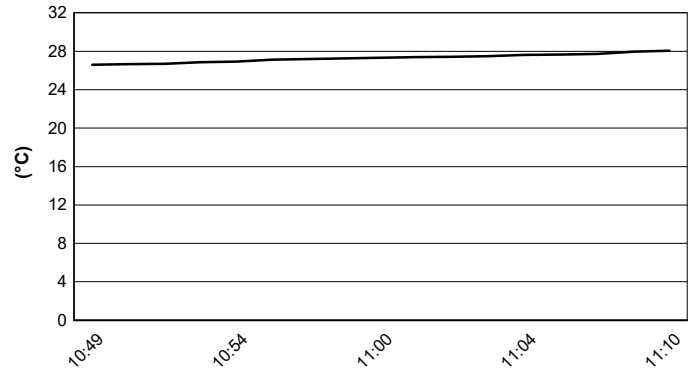
Grand Finals AM + LC - Weather Report Qualifying 2

Session started 10:49 - Session ended 11:11


Air Temperature



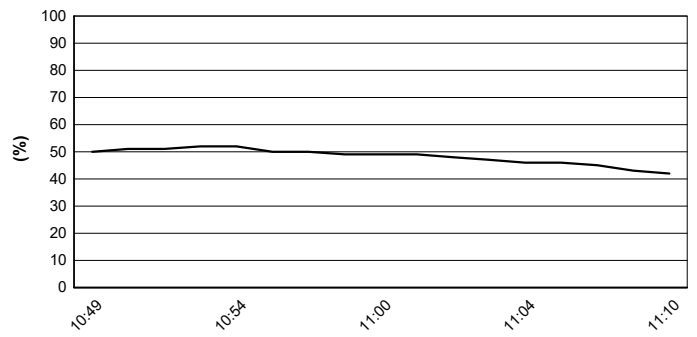
Track Temperature



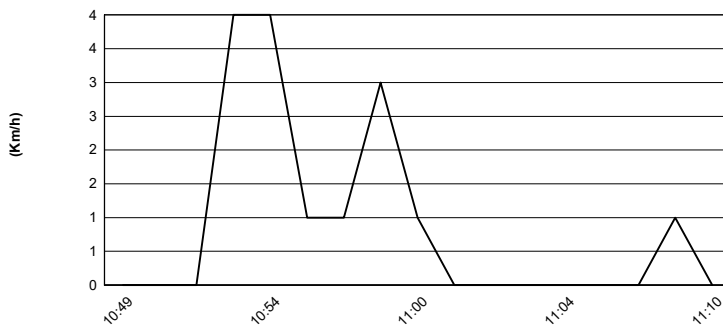
Air Pressure



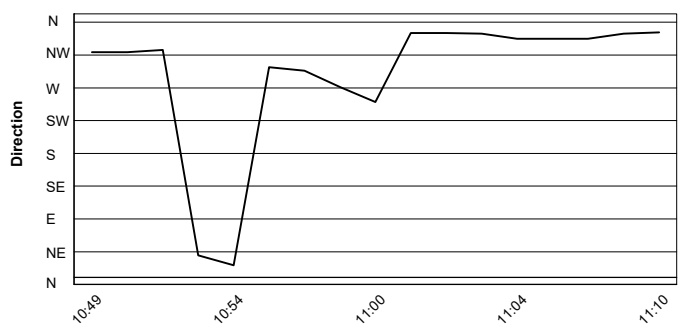
Humidity



Wind Speed



Wind Direction



05/11/2022

Powered by FICr Perugia Timing

ROGER DUBUIS

