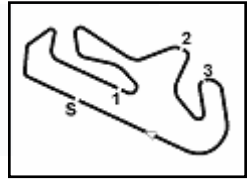




GRAND FINALS

6.1

Lamborghini Super Trofeo - Grand Finals - Portimao

Grand Finals AM + LC - Results Qualifying 1

Portimao 4.653 m

1 / 2

No.	Driver	Nat	Entrant	Team	Car	Class	Time	Gap	Rel.	Laps
1	199 O'BRIEN Jordan	USA	ANSA Motorsports	ANSA Motorsports	Huracán Super Trofeo EVO2	AM	1'43.454			11
2	21 RINDONE Gabriel	ITA	Leipert Motorsport	Leipert Motorsport	Huracán Super Trofeo EVO2	AM	1'44.139	0.685	0.685	8
3	148 STAAB David	USA	PPM	Precision Performance Motorsports	Huracán Super Trofeo EVO2	AM	1'44.373	0.919	0.234	8
4	60 LEWANDOWSKI Andrzej	POL	VSR	VSR	Huracán Super Trofeo EVO2	AM	1'44.467	1.013	0.094	9
5	119 CHANDRASOMA Shehan	USA	MCR Racing	MCR Racing	Huracán Super Trofeo EVO2	AM	1'44.780	1.326	0.313	9
6	120 AU Alex	HKG	Dream Racing Motorsport	Dream Racing Motorsport	Huracán Super Trofeo EVO2	AM	1'44.918	1.464	0.138	10
7	96 GIANNONI Raffaele	ITA	Automobile Tricolore	Automobile Tricolore	Huracán Super Trofeo EVO2	AM	1'44.944	1.490	0.026	8
8	154 MARTIN Charlie	GBR	Dream Racing Motorsport	Dream Racing Motorsport	Huracán Super Trofeo EVO2	LC	1'45.074	1.620	0.130	10
9	13 GUERIN Stephan	FRA	Stephan Guerin	Arkadia Racing	Huracán Super Trofeo EVO2	AM	1'45.256	1.802	0.182	9
10	151 SENHORETI Claude	BRA	MCR Racing	MCR Racing	Huracán Super Trofeo EVO2	AM	1'45.390	1.936	0.134	10
11	8 PRIVITELIO Donovan	FRA	Rexal FFF Racing Team	Rexal FFF Racing Team	Huracán Super Trofeo EVO2	LC	1'45.497	2.043	0.107	10
12	164 TAIT Thomas	USA	Kpax Racing	Flying Lizard Motorsports	Huracán Super Trofeo EVO2	AM	1'46.054	2.600	0.557	9
13	114 STEWART Slade	USA	Kpax Racing	Flying Lizard Motorsports	Huracán Super Trofeo EVO2	LC	1'46.086	2.632	0.032	7
14	2 DUBELLY Elie	FRA	Boutsen Racing	Boutsen Racing	Huracán Super Trofeo EVO2	AM	1'46.280	2.826	0.194	10
15	63 LEIMER Cedric	CHE	Cedric Leimer	Autovitesse	Huracán Super Trofeo EVO2	AM	1'46.347	2.893	0.067	9
16	97 KREBS Jurgen	CHE	Leipert Motorsport	Leipert Motorsport	Huracán Super Trofeo EVO2	AM	1'46.374	2.920	0.027	8
17	103 SELLARI Randy	USA	Wayne Taylor Racing	Wayne Taylor Racing	Huracán Super Trofeo EVO2	AM	1'46.465	3.011	0.091	10
18	109 SLIMP Wesley	USA	TPC Racing	TPC Racing	Huracán Super Trofeo EVO2	AM	1'46.500	3.046	0.035	9
19	90 HARMSEN Holger	DEU	GT3 Poland	GT3 Poland	Huracán Super Trofeo EVO2	AM	1'46.753	3.299	0.253	8
20	19 LEIMER Cyril	CHE	Cyril Leimer	Autovitesse	Huracán Super Trofeo EVO2	AM	1'46.898	3.444	0.145	10
21	39 ABKAZAVA Shota	GEO	Artline Team Georgia	Artline Team Georgia	Huracán Super Trofeo EVO2	AM	1'47.053	3.599	0.155	10
22	69 BUTKEVICIUS Audrius	LTU	RD Signs Racing Team	RD Signs Racing Team	Huracán Super Trofeo EVO2	AM	1'47.151	3.697	0.098	10
23	104 MENNELLA Michael	USA	MCR Racing	MCR Racing	Huracán Super Trofeo EVO2	AM	1'47.252	3.798	0.101	10
24	98 VAN DER HORST Gerard	NLD	Gerard Van der Horst	Van der Horst Motorsport	Huracán Super Trofeo EVO2	LC	1'47.261	3.807	0.009	10
25	189 ROBERTS Fred	CAN	M1 Racing	NTE Sport	Huracán Super Trofeo EVO2	LC	1'47.401	3.947	0.140	10
26	26 SEMOULIN Benoit	BEL	Scuderia Tornacum	Semspeed	Huracán Super Trofeo EVO2	LC	1'47.480	4.026	0.079	8
27	71 RYBA Martin	SVK	Brutal Fish Racing Team	Brutal Fish Racing Team	Huracán Super Trofeo EVO2	AM	1'47.536	4.082	0.056	10
28	113 HIRSHBERG Jon	USA	US RaceTronics	US RaceTronics	Huracán Super Trofeo EVO2	LC	1'47.810	4.356	0.274	10
29	4 GOSSSELIN Claude-Yves	FRA	Rexal FFF Racing Team	Rexal FFF Racing Team	Huracán Super Trofeo EVO2	AM	1'48.055	4.601	0.245	9
30	5 MOCZULSKI Grzegorz	POL	GT3 Poland	GT3 Poland	Huracán Super Trofeo EVO2	AM	1'48.146	4.692	0.091	10
31	118 TARI Tiger	USA	M1 Racing	NTE Sport	Huracán Super Trofeo EVO2	LC	1'49.237	5.783	1.091	10
32	22 WAGNER Kurt	DEU	Micanek Motorsport ACCR	Micanek Motorsport ACCR	Huracán Super Trofeo EVO2	LC	1'50.605	7.151	1.368	8
33	88 FABRI Hans	NLD	Imperiale Racing	Imperiale Racing	Huracán Super Trofeo EVO2	LC	1'51.752	8.298	1.147	10
34	77 HERNANDEZ ORTEGA Alfredo	MEX	Alfredo Hernandez Ortega	BDR Competition	Huracán Super Trofeo EVO2	LC	1'51.888	8.434	0.136	9
35	72 PRABAKARAN Kumar	MYS	Rexal FFF Racing Team	Rexal FFF Racing Team	Huracán Super Trofeo EVO2	LC	1'55.366	11.912	3.478	5
36	102 GROSSBERG Alan	USA	Dream Racing Motorsport	Dream Racing Motorsport	Huracán Super Trofeo EVO2	LC	1'55.718	12.264	0.352	9

Humidity:	54%	Air	21°C
Condition:	DRY	Track	24°C

Clerk of the Course : Delcio Santos

Race Director : Alain Adam

	Start	End
05/11/2022	10:15	10:41

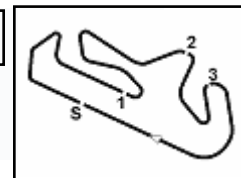
Powered by FICr Perugia Timing

ROGER DUBUIS



GRAND FINALS

6.1



Lamborghini Super Trofeo - Grand Finals - Portimao

Grand Finals AM + LC - Results Qualifying 1

Portimao 4.653 m

2 / 2

Penalty and Infringement

10.16	21	Leipert Motorsport	Drive Through Penalty
10.17	22	Micanek Motorsport ACCR	Drive Through Penalty
10.18	154	Dream Racing Motorsport	Drive Through Penalty
11.17	71	Brutal Fish Racing Team	Time Deleted (1:44,899) - Exceeded Track Limits
11.18	71	Brutal Fish Racing Team	Time Deleted (1:47,123) - Exceeded Track Limits
11.21	5	GT3 Poland	Time Deleted (1:45.583) - Exceeded Track Limits
11.21	5	GT3 Poland	Time Deleted (1:46,493) - Exceeded Track Limits
11.22	5	GT3 Poland	Time Deleted (1:47.620) - Exceeded Track Limits
11.22	5	GT3 Poland	Time Deleted (1:46.447) - Exceeded Track Limits
11.23	26	Scuderia Tornacum	Time Deleted (1:46.984) - Exceeded Track Limits
11.24	39	Artline Team Georgia	Time Deleted (1:46.979) - Exceeded Track Limits
11.26	63	Cedric Leimer	Time Deleted (1:46.007) - Exceeded Track Limits
11.28	13	Stephan Guerin	Time Deleted (1:44.871) - Exceeded Track Limits
11.28	13	Stephan Guerin	Time Deleted (1:45.156) - Exceeded Track Limits

Fastest Laps Sequence

No.	Entrant	Nat	Team	Car	Local Time	Time	Gap	Avg
199	J. O'BRIEN	USA	ANSA Motorsports	Huracán Super Trofeo EVO2	10:18'58.442	1'44.637		160,085
199	J. O'BRIEN	USA	ANSA Motorsports	Huracán Super Trofeo EVO2	10:28'23.280	1'44.039	-0.598	161,005
199	J. O'BRIEN	USA	ANSA Motorsports	Huracán Super Trofeo EVO2	10:30'06.734	1'43.454	-0.585	161,915

Clerk of the Course : Delcio Santos

Race Director : Alain Adam

	Start	End
05/11/2022	10:15	10:41

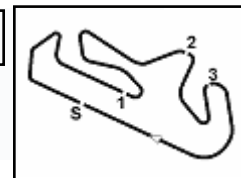
Powered by FICr Perugia Timing

ROGER DUBUIS





GRAND FINALS

6.2

Lamborghini Super Trofeo - Grand Finals - Portimao

Grand Finals AM + LC - Result by Class Qualifying 1

Portimao 4.653 m

AM Cup

No. Driver	Nat	Entrant	Team	Car	Time	Gap	Rel. Laps
1 199 O'BRIEN Jordan	USA	ANSA Motorsports	ANSA Motorsports	Huracán Super Trofeo EVO2	1'43.454		11
2 21 RINDONE Gabriel	ITA	Leipert Motorsport	Leipert Motorsport	Huracán Super Trofeo EVO2	1'44.139	0.685	0.685 8
3 148 STAAB David	USA	PPM	Precision Performance Motorsports	Huracán Super Trofeo EVO2	1'44.373	0.919	0.234 8
4 60 LEWANDOWSKI Andrzej	POL	VSR	VSR	Huracán Super Trofeo EVO2	1'44.467	1.013	0.094 9
5 119 CHANDRASOMA Shehan	USA	MCR Racing	MCR Racing	Huracán Super Trofeo EVO2	1'44.780	1.326	0.313 9
6 120 AU Alex	HKG	Dream Racing Motorsport	Dream Racing Motorsport	Huracán Super Trofeo EVO2	1'44.918	1.464	0.138 10
7 96 GIANNONI Raffaele	ITA	Automobile Tricolore	Automobile Tricolore	Huracán Super Trofeo EVO2	1'44.944	1.490	0.026 8
8 13 GUERIN Stephan	FRA	Stephan Guerin	Arkadia Racing	Huracán Super Trofeo EVO2	1'45.256	1.802	0.312 9
9 151 SENHORETI Claude	BRA	MCR Racing	MCR Racing	Huracán Super Trofeo EVO2	1'45.390	1.936	0.134 10
10 164 TAIT Thomas	USA	Kpax Racing	Flying Lizard Motorsports	Huracán Super Trofeo EVO2	1'46.054	2.600	0.664 9
11 2 DUBELLY Elie	FRA	Boutsen Racing	Boutsen Racing	Huracán Super Trofeo EVO2	1'46.280	2.826	0.226 10
12 63 LEIMER Cedric	CHE	Cedric Leimer	Autovitesse	Huracán Super Trofeo EVO2	1'46.347	2.893	0.067 9
13 97 KREBS Jurgen	CHE	Leipert Motorsport	Leipert Motorsport	Huracán Super Trofeo EVO2	1'46.374	2.920	0.027 8
14 103 SELLARI Randy	USA	Wayne Taylor Racing	Wayne Taylor Racing	Huracán Super Trofeo EVO2	1'46.465	3.011	0.091 10
15 109 SLIMP Wesley	USA	TPC Racing	TPC Racing	Huracán Super Trofeo EVO2	1'46.500	3.046	0.035 9
16 90 HARMSEN Holger	DEU	GT3 Poland	GT3 Poland	Huracán Super Trofeo EVO2	1'46.753	3.299	0.253 8
17 19 LEIMER Cyril	CHE	Cyril Leimer	Autovitesse	Huracán Super Trofeo EVO2	1'46.898	3.444	0.145 10
18 39 ABKAZAVA Shota	GEO	Artline Team Georgia	Artline Team Georgia	Huracán Super Trofeo EVO2	1'47.053	3.599	0.155 10
19 69 BUTKEVICIUS Audrius	LTU	RD Signs Racing Team	RD Signs Racing Team	Huracán Super Trofeo EVO2	1'47.151	3.697	0.098 10
20 104 MENNELLA Michael	USA	MCR Racing	MCR Racing	Huracán Super Trofeo EVO2	1'47.252	3.798	0.101 10
21 71 RYBA Martin	SVK	Brutal Fish Racing Team	Brutal Fish Racing Team	Huracán Super Trofeo EVO2	1'47.536	4.082	0.284 10
22 4 GOSELIN Claude-Yves	FRA	Rexal FFF Racing Team	Rexal FFF Racing Team	Huracán Super Trofeo EVO2	1'48.055	4.601	0.519 9
23 5 MOCZULSKI Grzegorz	POL	GT3 Poland	GT3 Poland	Huracán Super Trofeo EVO2	1'48.146	4.692	0.091 10

LC Cup

No. Driver	Nat	Entrant	Team	Car	Time	Gap	Rel. Laps
1 154 MARTIN Charlie	GBR	Dream Racing Motorsport	Dream Racing Motorsport	Huracán Super Trofeo EVO2	1'45.074	1.620	10
2 8 PRIVITELIO Donovan	FRA	Rexal FFF Racing Team	Rexal FFF Racing Team	Huracán Super Trofeo EVO2	1'45.497	2.043	0.423 10
3 114 STEWART Slade	USA	Kpax Racing	Flying Lizard Motorsports	Huracán Super Trofeo EVO2	1'46.086	2.632	0.589 7
4 98 VAN DER HORST Gerard	NLD	Gerard Van der Horst	Van der Horst Motorsport	Huracán Super Trofeo EVO2	1'47.261	3.807	1.175 10
5 189 ROBERTS Fred	CAN	M1 Racing	NTE Sport	Huracán Super Trofeo EVO2	1'47.401	3.947	0.140 10
6 26 SEMOULIN Benoit	BEL	Scuderia Tornacum	Semspeed	Huracán Super Trofeo EVO2	1'47.480	4.026	0.079 8
7 113 HIRSHBERG Jon	USA	US RaceTronics	US RaceTronics	Huracán Super Trofeo EVO2	1'47.810	4.356	0.330 10
8 118 TARI Tiger	USA	M1 Racing	NTE Sport	Huracán Super Trofeo EVO2	1'49.237	5.783	1.427 10
9 22 WAGNER Kurt	DEU	Micanek Motorsport ACCR	Micanek Motorsport ACCR	Huracán Super Trofeo EVO2	1'50.605	7.151	1.368 8
10 88 FABRI Hans	NLD	Imperiale Racing	Imperiale Racing	Huracán Super Trofeo EVO2	1'51.752	8.298	1.147 10
11 77 HERNANDEZ ORTEGA Alfredo	MEX	Alfredo Hernandez Ortega	BDR Competition	Huracán Super Trofeo EVO2	1'51.888	8.434	0.136 9
12 72 PRABAKARAN Kumar	MYS	Rexal FFF Racing Team	Rexal FFF Racing Team	Huracán Super Trofeo EVO2	1'55.366	11.912	3.478 5
13 102 GROSSBERG Alan	USA	Dream Racing Motorsport	Dream Racing Motorsport	Huracán Super Trofeo EVO2	1'55.718	12.264	0.352 9

Humidity:	54%	AIR	21°C
Condition:	DRY	Track	24°C

Clerk of the Course : Delcio Santos

Race Director : Alain Adam

	Start	End
05/11/2022	10:15	10:41

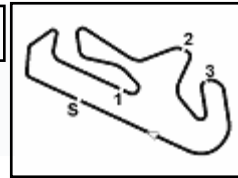
Powered by FICr Perugia Timing

ROGER DUBUIS



GRAND FINALS

6.3



Portimao 4.653 m

Lamborghini Super Trofeo - Grand Finals - Portimao Grand Finals AM + LC - Sectors and Speed Qualifying 1

BEST LAP

1	199 O'BRIEN Jordan	Huracán Super Trofeo EVO2	1'43.454
2	21 RINDONE Gabriel	Huracán Super Trofeo EVO2	1'44.139
3	148 STAAB David	Huracán Super Trofeo EVO2	1'44.373
4	60 LEWANDOWSKI Andrzej	Huracán Super Trofeo EVO2	1'44.467
5	119 CHANDRASOMA Shehan	Huracán Super Trofeo EVO2	1'44.780
6	120 AU Alex	Huracán Super Trofeo EVO2	1'44.918
7	96 GIANNONI Raffaele	Huracán Super Trofeo EVO2	1'44.944
8	154 MARTIN Charlie	Huracán Super Trofeo EVO2	1'45.074
9	13 GUERIN Stephan	Huracán Super Trofeo EVO2	1'45.256
10	151 SENHORETI Claude	Huracán Super Trofeo EVO2	1'45.390
11	8 PRIVITELIO Donovan	Huracán Super Trofeo EVO2	1'45.497
12	164 TAIT Thomas	Huracán Super Trofeo EVO2	1'46.054
13	114 STEWART Slade	Huracán Super Trofeo EVO2	1'46.086
14	2 DUBELLY Elie	Huracán Super Trofeo EVO2	1'46.280
15	63 LEIMER Cedric	Huracán Super Trofeo EVO2	1'46.347
16	97 KREBS Jurgen	Huracán Super Trofeo EVO2	1'46.374
17	103 SELLARI Randy	Huracán Super Trofeo EVO2	1'46.465
18	109 SLIMP Wesley	Huracán Super Trofeo EVO2	1'46.500
19	90 HARMSSEN Holger	Huracán Super Trofeo EVO2	1'46.753
20	19 LEIMER Cyril	Huracán Super Trofeo EVO2	1'46.898
21	39 ABKAZAVA Shota	Huracán Super Trofeo EVO2	1'47.053
22	69 BUTKEVICIUS Audrius	Huracán Super Trofeo EVO2	1'47.151
23	104 MENNELLA Michael	Huracán Super Trofeo EVO2	1'47.252
24	98 VAN DER HORST Gerard	Huracán Super Trofeo EVO2	1'47.261
25	189 ROBERTS Fred	Huracán Super Trofeo EVO2	1'47.401
26	26 SEMOULIN Benoit	Huracán Super Trofeo EVO2	1'47.480
27	71 RYBA Martin	Huracán Super Trofeo EVO2	1'47.536
28	113 HIRSHBERG Jon	Huracán Super Trofeo EVO2	1'47.810
29	4 GOSELIN Claude-Yves	Huracán Super Trofeo EVO2	1'48.055
30	5 MOCZULSKI Grzegorz	Huracán Super Trofeo EVO2	1'48.146
31	118 TARI Tiger	Huracán Super Trofeo EVO2	1'49.237
32	22 WAGNER Kurt	Huracán Super Trofeo EVO2	1'50.605
33	88 FABRI Hans	Huracán Super Trofeo EVO2	1'51.752
34	77 HERNANDEZ ORTEGA Alfred	Huracán Super Trofeo EVO2	1'51.888
35	72 PRABAKARAN Kumar	Huracán Super Trofeo EVO2	1'55.366
36	102 GROSSBERG Alan	Huracán Super Trofeo EVO2	1'55.718

SPEED

1	63 LEIMER Cedric	Huracán Super Trofeo EVO2	281,3
2	60 LEWANDOWSKI Andrzej	Huracán Super Trofeo EVO2	281,3
3	96 GIANNONI Raffaele	Huracán Super Trofeo EVO2	280,5
4	71 RYBA Martin	Huracán Super Trofeo EVO2	279,8
5	97 KREBS Jurgen	Huracán Super Trofeo EVO2	279,1
6	199 O'BRIEN Jordan	Huracán Super Trofeo EVO2	278,4
7	5 MOCZULSKI Grzegorz	Huracán Super Trofeo EVO2	278,4
8	19 LEIMER Cyril	Huracán Super Trofeo EVO2	278,4
9	90 HARMSSEN Holger	Huracán Super Trofeo EVO2	278,4
10	154 MARTIN Charlie	Huracán Super Trofeo EVO2	277,6
11	148 STAAB David	Huracán Super Trofeo EVO2	277,6
12	21 RINDONE Gabriel	Huracán Super Trofeo EVO2	277,6
13	103 SELLARI Randy	Huracán Super Trofeo EVO2	277,6
14	8 PRIVITELIO Donovan	Huracán Super Trofeo EVO2	276,9
15	13 GUERIN Stephan	Huracán Super Trofeo EVO2	276,9
16	26 SEMOULIN Benoit	Huracán Super Trofeo EVO2	276,9
17	88 FABRI Hans	Huracán Super Trofeo EVO2	276,2
18	113 HIRSHBERG Jon	Huracán Super Trofeo EVO2	276,2
19	119 CHANDRASOMA Shehan	Huracán Super Trofeo EVO2	276,2
20	120 AU Alex	Huracán Super Trofeo EVO2	276,2
21	151 SENHORETI Claude	Huracán Super Trofeo EVO2	276,2
22	69 BUTKEVICIUS Audrius	Huracán Super Trofeo EVO2	276,2
23	114 STEWART Slade	Huracán Super Trofeo EVO2	275,5
24	164 TAIT Thomas	Huracán Super Trofeo EVO2	275,5
25	77 HERNANDEZ ORTEGA Alfred	Huracán Super Trofeo EVO2	274,8
26	98 VAN DER HORST Gerard	Huracán Super Trofeo EVO2	274,8
27	4 GOSELIN Claude-Yves	Huracán Super Trofeo EVO2	274,8
28	2 DUBELLY Elie	Huracán Super Trofeo EVO2	274,8
29	39 ABKAZAVA Shota	Huracán Super Trofeo EVO2	274,1
30	104 MENNELLA Michael	Huracán Super Trofeo EVO2	274,1
31	109 SLIMP Wesley	Huracán Super Trofeo EVO2	274,1
32	189 ROBERTS Fred	Huracán Super Trofeo EVO2	274,1
33	22 WAGNER Kurt	Huracán Super Trofeo EVO2	274,1
34	118 TARI Tiger	Huracán Super Trofeo EVO2	273,4
35	102 GROSSBERG Alan	Huracán Super Trofeo EVO2	270,7
36	72 PRABAKARAN Kumar	Huracán Super Trofeo EVO2	266,7

SEG. 1

1	60 LEWANDOWSKI Andrzej	32.051
2	199 O'BRIEN Jordan	32.253
3	120 AU Alex	32.381
4	96 GIANNONI Raffaele	32.416
5	148 STAAB David	32.458
6	21 RINDONE Gabriel	32.502
7	71 RYBA Martin	32.530
8	154 MARTIN Charlie	32.533
9	151 SENHORETI Claude	32.632
10	119 CHANDRASOMA Sheha	32.643
11	39 ABKAZAVA Shota	32.700
12	63 LEIMER Cedric	32.728
13	13 GUERIN Stephan	32.760
14	164 TAIT Thomas	32.777
15	8 PRIVITELIO Donovan	32.814
16	5 MOCZULSKI Grzegorz	32.842
17	114 STEWART Slade	32.877
18	103 SELLARI Randy	32.886
19	104 MENNELLA Michael	32.899
20	109 SLIMP Wesley	32.978
21	26 SEMOULIN Benoit	32.983
22	97 KREBS Jurgen	32.996
23	98 VAN DER HORST Gerard	33.000
24	90 HARMSSEN Holger	33.006
25	2 DUBELLY Elie	33.101
26	189 ROBERTS Fred	33.150
27	19 LEIMER Cyril	33.189
28	69 BUTKEVICIUS Audrius	33.359
29	4 GOSELIN Claude-Yves	33.489
30	113 HIRSHBERG Jon	33.528
31	118 TARI Tiger	33.703
32	22 WAGNER Kurt	34.151
33	88 FABRI Hans	34.367
34	77 HERNANDEZ ORTEGA	34.431
35	102 GROSSBERG Alan	34.828
36	72 PRABAKARAN Kumar	35.929

SEG. 2

1	199 O'BRIEN Jordan	32.618
2	21 RINDONE Gabriel	32.707
3	60 LEWANDOWSKI Andrzej	32.748
4	96 GIANNONI Raffaele	32.859
5	13 GUERIN Stephan	32.894
6	148 STAAB David	33.033
7	8 PRIVITELIO Donovan	33.151
8	119 CHANDRASOMA Sheha	33.152
9	71 RYBA Martin	33.199
10	63 LEIMER Cedric	33.304
11	120 AU Alex	33.317
12	151 SENHORETI Claude	33.374
13	19 LEIMER Cyril	33.429
14	154 MARTIN Charlie	33.433
15	98 VAN DER HORST Gerard	33.449
16	2 DUBELLY Elie	33.471
17	5 MOCZULSKI Grzegorz	33.482
18	164 TAIT Thomas	33.568
19	39 ABKAZAVA Shota	33.764
20	90 HARMSSEN Holger	33.766
21	97 KREBS Jurgen	33.798
22	114 STEWART Slade	33.802
23	113 HIRSHBERG Jon	33.809
24	103 SELLARI Randy	33.816
25	69 BUTKEVICIUS Audrius	33.870
26	109 SLIMP Wesley	33.905
27	26 SEMOULIN Benoit	33.940
28	189 ROBERTS Fred	34.014
29	4 GOSELIN Claude-Yves	34.047
30	104 MENNELLA Michael	34.351
31	118 TARI Tiger	34.905
32	22 WAGNER Kurt	34.949
33	77 HERNANDEZ ORTEGA	35.410
34	88 FABRI Hans	35.584
35	72 PRABAKARAN Kumar	36.229
36	102 GROSSBERG Alan	36.579

SEG. 3

1	13 GUERIN Stephan	20.874
2	199 O'BRIEN Jordan	20.921
3	151 SENHORETI Claude	20.997
4	114 STEWART Slade	21.060
5	119 CHANDRASOMA Sheha	21.064
6	148 STAAB David	21.064
7	154 MARTIN Charlie	21.116
8	21 RINDONE Gabriel	21.129
9	120 AU Alex	21.166
10	60 LEWANDOWSKI Andrzej	21.314
11	97 KREBS Jurgen	21.324
12	71 RYBA Martin	21.352
13	104 MENNELLA Michael	21.433
14	69 BUTKEVICIUS Audrius	21.491
15	8 PRIVITELIO Donovan	21.497
16	189 ROBERTS Fred	21.554
17	109 SLIMP Wesley	21.563
18	5 MOCZULSKI Grzegorz	21.578
19	19 LEIMER Cyril	21.581
20	2 DUBELLY Elie	21.601
21	113 HIRSHBERG Jon	21.612
22	98 VAN DER HORST Gerard	21.652
23	164 TAIT Thomas	21.653
24	63 LEIMER Cedric	21.668
25	39 ABKAZAVA Shota	21.676
26	96 GIANNONI Raffaele	21.734
27	90 HARMSSEN Holger	21.735
28	4 GOSELIN Claude-Yves	21.747
29	103 SELLARI Randy	21.747
30	26 SEMOULIN Benoit	21.983
31	118 TARI Tiger	22.332
32	22 WAGNER Kurt	22.406
33	88 FABRI Hans	23.030
34	77 HERNANDEZ ORTEGA	23.101
35	102 GROSSBERG Alan	23.512
36	72 PRABAKARAN Kumar	23.751

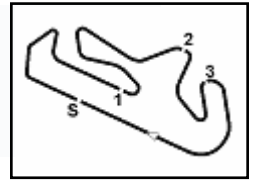
SEG. 4

1	199 O'BRIEN Jordan	17.324
2	120 AU Alex	17.517
3	60 LEWANDOWSKI Andrzej	17.576
4	5 MOCZULSKI Grzegorz	17.654
5	164 TAIT Thomas	17.658
6	148 STAAB David	17.686
7	71 RYBA Martin	17.709
8	154 MARTIN Charlie	17.719
9	21 RINDONE Gabriel	17.726
10	119 CHANDRASOMA Sheha	17.727
11	96 GIANNONI Raffaele	17.736
12	151 SENHORETI Claude	17.764
13	8 PRIVITELIO Donovan	17.775
14	69 BUTKEVICIUS Audrius	17.834
15	103 SELLARI Randy	17.854
16	104 MENNELLA Michael	17.856
17	109 SLIMP Wesley	17.857
18	2 DUBELLY Elie	17.877
19	114 STEWART Slade	17.900
20	13 GUERIN Stephan	17.901
21	26 SEMOULIN Benoit	17.950
22	63 LEIMER Cedric	18.000
23	19 LEIMER Cyril	18.013
24	97 KREBS Jurgen	18.027
25	39 ABKAZAVA Shota	18.049
26	189 ROBERTS Fred	18.131
27	118 TARI Tiger	18.223
28	90 HARMSSEN Holger	18.246
29	113 HIRSHBERG Jon	18.306
30	98 VAN DER HORST Gerard	18.323
31	4 GOSELIN Claude-Yves	18.357
32	88 FABRI Hans	18.670
33	22 WAGNER Kurt	18.712
34	77 HERNANDEZ ORTEGA	18.843
35	72 PRABAKARAN Kumar	19.457
36	102 GROSSBERG Alan	19.935



GRAND FINALS

6.4



Lamborghini Super Trofeo - Grand Finals - Portimao

Grand Finals AM + LC - Ideal Time Qualifying 1

Portimao 4.653 m

1 / 2

No. Driver Entrant	Car	Seg. 1 Diff. 1	Seg. 2 Diff. 2	Seg. 3 Diff. 3	Seg. 4 Diff. 4	Ideal Time		
						Best Lap	Pos.	Diff.
1 199 O'BRIEN J. (USA) ANSA MOTORSPORTS	Huracán Super Trofeo EVO2	32.253 +0.105	32.618 +0.155	20.921 +0.025	17.324 +0.053	1'43.116 1'43.454	1	0.338
2 60 LEWANDOWSKI A. (PO) VSR	Huracán Super Trofeo EVO2	32.051 +0.435	32.748 +0.343	21.314	17.576	1'43.689 1'44.467	4	0.778
3 21 RINDONE G. (ITA) LEIPERT MOTORSPORT	Huracán Super Trofeo EVO2	32.502	32.707	21.129	17.726 +0.075	1'44.064 1'44.139	2	0.075
4 148 STAAB D. (USA) PPM	Huracán Super Trofeo EVO2	32.458 +0.040	33.033 +0.090	21.064	17.686 +0.002	1'44.241 1'44.373	3	0.132
5 120 AU A. (HKG) DREAM RACING MOTORSPORT	Huracán Super Trofeo EVO2	32.381 +0.519	33.317 +0.018	21.166	17.517	1'44.381 1'44.918	6	0.537
6 13 GUERIN S. (FRA) STEPHAN GUERIN	Huracán Super Trofeo EVO2	32.760 +0.301	32.894 +0.253	20.874 +0.273	17.901	1'44.429 1'45.256	9	0.827
7 119 CHANDRASOMA S. (US) MCR RACING	Huracán Super Trofeo EVO2	32.643 +0.151	33.152	21.064	17.727 +0.043	1'44.586 1'44.780	5	0.194
8 96 GIANNONI R. (ITA) AUTOMOBILE TRICOLORE	Huracán Super Trofeo EVO2	32.416 +0.199	32.859	21.734	17.736	1'44.745 1'44.944	7	0.199
9 151 SENHORETI C. (BRA) MCR RACING	Huracán Super Trofeo EVO2	32.632 +0.094	33.374 +0.153	20.997 +0.376	17.764	1'44.767 1'45.390	10	0.623
10 71 RYBA M. (SVK) BRUTAL FISH RACING TEAM	Huracán Super Trofeo EVO2	32.530 +1.096	33.199 +1.104	21.352 +0.546	17.709	1'44.790 1'47.536	27	2.746
11 154 MARTIN C. (GBR) DREAM RACING MOTORSPORT	Huracán Super Trofeo EVO2	32.533 +0.226	33.433	21.116	17.719 +0.047	1'44.801 1'45.074	8	0.273
12 8 PRIVITELIO D. (FRA) REXAL FFF RACING TEAM	Huracán Super Trofeo EVO2	32.814 +0.028	33.151 +0.217	21.497	17.775 +0.015	1'45.237 1'45.497	11	0.260
13 5 MOCZULSKI G. (POL) GT3 POLAND	Huracán Super Trofeo EVO2	32.842 +0.935	33.482 +1.415	21.578 +0.240	17.654	1'45.556 1'48.146	30	2.590
14 114 STEWART S. (USA) KPAX RACING	Huracán Super Trofeo EVO2	32.877 +0.193	33.802 +0.127	21.060	17.900 +0.127	1'45.639 1'46.086	13	0.447
15 164 TAIT T. (USA) KPAX RACING	Huracán Super Trofeo EVO2	32.777 +0.317	33.568	21.653	17.658 +0.081	1'45.656 1'46.054	12	0.398
16 63 LEIMER C. (CHE) CEDRIC LEIMER	Huracán Super Trofeo EVO2	32.728 +0.276	33.304 +0.215	21.668	18.000 +0.156	1'45.700 1'46.347	15	0.647
17 2 DUBELLY E. (FRA) BOUTSEN RACING	Huracán Super Trofeo EVO2	33.101 +0.141	33.471	21.601	17.877 +0.089	1'46.050 1'46.280	14	0.230
18 97 KREBS J. (CHE) LEIPERT MOTORSPORT	Huracán Super Trofeo EVO2	32.996	33.798	21.324 +0.229	18.027	1'46.145 1'46.374	16	0.229
19 39 ABKAZAVA S. (GEO) ARTLINE TEAM GEORGIA	Huracán Super Trofeo EVO2	32.700 +0.399	33.764 +0.168	21.676 +0.021	18.049 +0.276	1'46.189 1'47.053	21	0.864
20 19 LEIMER C. (CHE) CYRIL LEIMER	Huracán Super Trofeo EVO2	33.189 +0.062	33.429 +0.188	21.581 +0.436	18.013	1'46.212 1'46.898	20	0.686
21 103 SELLARI R. (USA) WAYNE TAYLOR RACING	Huracán Super Trofeo EVO2	32.886	33.816	21.747 +0.162	17.854	1'46.303 1'46.465	17	0.162
22 109 SLIMP W. (USA) TPC RACING	Huracán Super Trofeo EVO2	32.978	33.905	21.563 +0.161	17.857 +0.036	1'46.303 1'46.500	18	0.197
23 98 VAN DER HORST G. (NL) GERARD VAN DER HORST	Huracán Super Trofeo EVO2	33.000 +0.639	33.449	21.652 +0.198	18.323	1'46.424 1'47.261	24	0.837
24 104 MENNELLA M. (USA) MCR RACING	Huracán Super Trofeo EVO2	32.899 +0.168	34.351 +0.205	21.433 +0.340	17.856	1'46.539 1'47.252	23	0.713
25 69 BUTKEVICIUS A. (LTU) RD SIGNS RACING TEAM	Huracán Super Trofeo EVO2	33.359 +0.098	33.870 +0.499	21.491	17.834	1'46.554 1'47.151	22	0.597
26 90 HARMSEN H. (DEU) GT3 POLAND	Huracán Super Trofeo EVO2	33.006	33.766	21.735	18.246	1'46.753 1'46.753	19	
27 189 ROBERTS F. (CAN) M1 RACING	Huracán Super Trofeo EVO2	33.150 +0.098	34.014	21.554 +0.335	18.131 +0.119	1'46.849 1'47.401	25	0.552
28 26 SEMOULIN B. (BEL) SCUDERIA TORNACUM	Huracán Super Trofeo EVO2	32.983 +0.253	33.940 +0.077	21.983 +0.294	17.950	1'46.856 1'47.480	26	0.624
29 113 HIRSHBERG J. (USA) US RACETRONICS	Huracán Super Trofeo EVO2	33.528 +0.089	33.809 +0.234	21.612 +0.170	18.306 +0.062	1'47.255 1'47.810	28	0.555
30 4 GOSSSELIN C. (FRA) REXAL FFF RACING TEAM	Huracán Super Trofeo EVO2	33.489 +0.035	34.047 +0.144	21.747 +0.039	18.357 +0.197	1'47.640 1'48.055	29	0.415
31 118 TARI T. (USA) M1 RACING	Huracán Super Trofeo EVO2	33.703 +0.074	34.905	22.332	18.223	1'49.163 1'49.237	31	0.074
32 22 WAGNER K. (DEU) MICANEK MOTORSPORT ACCR	Huracán Super Trofeo EVO2	34.151 +0.208	34.949 +0.179	22.406	18.712	1'50.218 1'50.605	32	0.387
33 88 FABRI H. (NLD) IMPERIALE RACING	Huracán Super Trofeo EVO2	34.367 +0.101	35.584	23.030	18.670	1'51.651 1'51.752	33	0.101

05/11/2022

Powered by FICr Perugia Timing

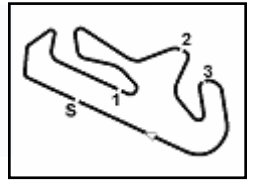
ROGER DUBUIS





GRAND FINALS

6.4



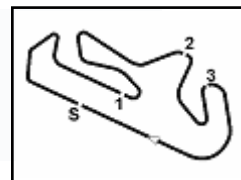
Lamborghini Super Trofeo - Grand Finals - Portimao Grand Finals AM + LC - Ideal Time Qualifying 1

Portimao 4.653 m
2 / 2

No.	Driver Entrant	Car	Seg. 1	Seg. 2	Seg. 3	Seg. 4	Ideal Time		
			Diff. 1	Diff. 2	Diff. 3	Diff. 4	Best Lap	Pos.	Diff.
34	77 HERNANDEZ ORTEGA ALFREDO HERNANDEZ ORTEGA	Huracán Super Trofeo EVO2	34.431	35.410	23.101	18.843 +0.103	1'51.785 1'51.888	34	0.103
35	102 GROSSBERG A. (USA) DREAM RACING MOTORSPORT	Huracán Super Trofeo EVO2	34.828 +0.238	36.579 +0.274	23.512 +0.352	19.935	1'54.854 1'55.718	36	0.864
36	72 PRABAKARAN K. (MYS) REXAL FFF RACING TEAM	Huracán Super Trofeo EVO2	35.929	36.229	23.751	19.457	1'55.366 1'55.366	35	
Overall Ideal Time			32.051	32.618	20.874	17.324	1'42.867		



GRAND FINALS

6.5

Lamborghini Super Trofeo - Grand Finals - Portimao Grand Finals AM + LC - Analysis Qualifying 1

Portimao 4.653 m

1 / 5

2 Boutsen Racing (1'46.280)

Lap	Seg.1	Seg.2	Seg.3	Seg.4	Lap Time	km/h	Local Time
Elie Dubelly							
1		39.571	26.370	19.258			10:18'26.117
2	35.756	34.712	22.581	18.040	1'51.089	268,7	10:20'17.206
3	36.355	40.248	24.841	35.857	2'17.301CP	272,7	10:22'34.507
4	2'48.364	34.244	21.777	18.843	4'03.228P		10:26'37.735
5	33.253	33.583	22.114	17.877	1'46.827	271,4	10:28'24.562
6	33.242	33.471	21.601	17.966	1'46.280	274,8	10:30'10.842
7	33.323	33.688	22.881	17.983	1'47.875	273,4	10:31'58.717
8	33.434	33.725	21.661	17.904	1'46.724	274,1	10:33'45.441
9	33.101	33.846	21.656	17.908	1'46.511	274,1	10:35'31.952
10	33.226	33.676	21.617	18.828	1'47.347	274,1	10:37'19.299
11	33.452	33.768	22.217	25.623	1'55.060P	270,0	10:39'14.359

Stephan Guerin

1					40.181		23.772	20.470			10:19'12.326
2	36.440				36.109		21.497	35.752	2'09.798CP	252,9	10:21'22.124
3	5'25.212				35.037		22.335	18.774	6'41.358P		10:28'03.482
4	32.906				33.270		20.874	18.106	1'45.156C	274,1	10:29'48.638
5	33.061				33.147		21.147	17.901	1'45.256	276,9	10:31'33.894
6	34.060				36.142		22.423	18.148	1'50.773	276,9	10:33'24.667
7	32.887				33.671		22.925	18.068	1'47.551	276,2	10:35'12.218
8	32.760				33.071		22.278	18.186	1'46.295	274,8	10:36'58.513
9	34.656				33.830		21.515	18.239	1'48.240	273,4	10:38'46.753
10	32.857				32.894		21.180	17.940	1'44.871C	276,9	10:40'31.624

19 Cyril Leimer (1'46.898)

Lap	Seg.1	Seg.2	Seg.3	Seg.4	Lap Time	km/h	Local Time				
Cyril Leimer											
1					49.436		31.912	24.486			10:18'07.367
2	38.659				35.416		33.073	20.377	2'07.525	212,6	10:20'14.892
3	36.993				41.433		24.472	34.227	2'17.125CP	271,4	10:22'32.017
4	3'15.222				38.748		26.716	19.382	4'40.068P		10:27'12.085
5	34.552				33.790		23.284	18.299	1'49.925	274,8	10:29'02.010
6	36.723				41.592		31.835	20.630	2'10.780	278,4	10:31'12.790
7	33.672				33.638		22.219	18.119	1'47.648	274,1	10:33'00.438
8	33.441				33.509		23.065	18.892	1'48.907	278,4	10:34'49.345
9	33.539				33.429		21.581	18.516	1'47.065	274,8	10:36'36.410
10	33.251				33.617		22.017	18.013	1'46.898	275,5	10:38'23.308
11	33.189				33.721		42.909	32.628	2'22.447P	277,6	10:40'45.755

21 Leipert Motorsport (1'44.139)

Lap	Seg.1	Seg.2	Seg.3	Seg.4	Lap Time	km/h	Local Time				
Gabriel Rindone											
1					42.930		26.968	31.217			10:17'33.344
2	1'08.615				49.779		26.183	18.658	2'43.235P		10:20'16.579
3	37.265				46.726		26.717	33.721	2'24.429CP	273,4	10:22'41.008
4	4'01.781				34.829		24.916	17.927	5'19.453P		10:28'00.461
5	32.502				32.707		21.129	17.801	1'44.139	276,2	10:29'44.600
6	32.568				35.949		22.119	17.726	1'48.362	277,6	10:31'32.962
7	32.547				34.889		22.132	17.887	1'47.455	277,6	10:33'20.417
8	32.865				35.371		23.875	17.911	1'50.022	276,9	10:35'10.439
9	32.676				34.356		22.254	29.484	1'58.770P	275,5	10:37'09.209

22 Micaneq Motorsport ACCR (1'50.605)

Lap	Seg.1	Seg.2	Seg.3	Seg.4	Lap Time	km/h	Local Time				
Kurt Wagner											
1					45.911		27.797	32.985			10:17'37.389
2	1'08.215				39.249		24.032	28.050	2'39.546P		10:20'16.935
3	5'43.358				37.923		23.721	19.399	7'04.401P		10:27'21.336
4	36.411				35.639		23.710	18.748	1'54.508	270,0	10:29'15.844
5	34.480				34.949		22.569	19.120	1'51.118	274,1	10:31'06.962
6	34.359				35.128		22.406	18.712	1'50.605	271,4	10:32'57.567
7	34.247				35.084		23.348	19.411	1'52.090	274,1	10:34'49.657
8	34.856				35.009		22.774	18.818	1'51.457	266,0	10:36'41.114
9	34.151							28.455	2'01.216P	274,1	10:38'42.330

26 Scuderia Tornacum (1'47.480)

Lap	Seg.1	Seg.2	Seg.3	Seg.4	Lap Time	km/h	Local Time				
Benoit Semoulin											
1					45.245		26.934	20.983			10:17'38.495
2	39.637				37.182		26.473	18.899	2'02.191	208,1	10:19'40.686
3	34.412				35.954		26.525	35.489	2'12.380CP	274,1	10:21'53.066
4	3'58.196				38.073		26.700	19.623	5'22.592P		10:27'15.658
5	33.470				34.187		21.983	18.035	1'47.675	274,1	10:29'03.333
6	35.008				40.712		25.872	18.714	2'00.306	276,9	10:31'03.639
7	33.236				34.017		22.277	17.950	1'47.480	273,4	10:32'51.119

13 Stephan Guerin (1'45.256)

Lap	Seg.1	Seg.2	Seg.3	Seg.4	Lap Time	km/h	Local Time
-----	-------	-------	-------	-------	----------	------	------------

05/11/2022

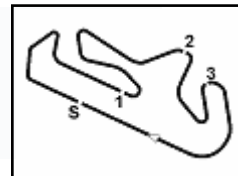
P = Pits In/Out - C = Lap Time Cancelled

Powered by FICr Perugia Timing

ROGER DUBUIS



GRAND FINALS

6.5

Lamborghini Super Trofeo - Grand Finals - Portimao Grand Finals AM + LC - Analysis Qualifying 1

Portimao 4.653 m

2 / 5

Lap	Seg.1	Seg.2	Seg.3	Seg.4	Lap Time	km/h	Local Time
8	32.983	33.940	22.114	17.947	1'46.984C	276,9	10:34'38.103
9	34.027	38.574	24.814	29.777	2'07.192P	274,8	10:36'45.295
39 Artline Team Georgia (1'47.053)							
Shota Abkazava							
1		40.443	25.167	21.219			10:18'24.581
2	36.475	36.676	23.485	18.955	1'55.591	262,8	10:20'20.172
3	36.368	45.533	27.787	35.235	2'24.923CP	271,4	10:22'45.095
4	3'23.161	37.074	22.966	18.323	4'41.524P		10:27'26.619
5	33.099	33.932	21.697	18.325	1'47.053	274,1	10:29'13.672
6	32.700	34.342	22.362	18.343	1'47.747	273,4	10:31'01.419
7	32.811	34.079	21.676	18.413	1'46.979C	272,7	10:32'48.398
8	35.352	42.090	27.435	19.235	2'04.112	273,4	10:34'52.510
9	33.312	34.048	28.153	18.832	1'54.345	273,4	10:36'46.855
10	33.207	33.944	22.207	19.268	1'48.626	273,4	10:38'35.481
11	32.975	33.764	22.429	18.049	1'47.217	272,7	10:40'22.698
60 VSR (1'44.467)							
Andrzej Lewandowski							
1		42.449	26.561	20.875			10:20'48.842
2	43.647	47.970	29.731	43.433	2'44.781CP	205,7	10:23'33.623
3	2'28.832	37.081	23.120	18.781	3'47.814P		10:27'21.437
4	35.214	34.040	22.272	17.634	1'49.160	272,0	10:29'10.597
5	32.693	34.251	21.584	17.625	1'46.153	279,1	10:30'56.750
6	32.269	33.522	21.374	17.787	1'44.952	279,8	10:32'41.702
7	32.521	33.418	26.437	18.711	1'51.087	280,5	10:34'32.789
8	32.486	33.091	21.314	17.576	1'44.467	281,3	10:36'17.256
9	32.051	33.081	22.856	18.858	1'46.846	279,1	10:38'04.102
10	32.505	32.748	21.373	17.879	1'44.505	280,5	10:39'48.607
63 Cedric Leimer (1'46.347)							
Cedric Leimer							
1		53.978	30.353	38.155			10:18'17.493
2	2'56.356	46.280	24.006	39.541	4'46.183CP		10:23'03.676
3	2'38.721	36.675	25.598	20.515	4'01.509P		10:27'05.185
4	33.584	33.905	22.303	18.000	1'47.792	275,5	10:28'52.977
5	33.616	34.524	22.278	18.311	1'48.729	281,3	10:30'41.706
6	33.004	33.519	21.668	18.156	1'46.347	276,9	10:32'28.053
7	48.210	34.390	24.363	18.772	2'05.735	277,6	10:34'33.788
8	33.081	33.527	22.032	18.079	1'46.719	279,1	10:36'20.507
9	32.728	33.304	22.025	17.950	1'46.007C	276,9	10:38'06.514
10	35.682	34.708	22.500	19.807	1'52.697	277,6	10:39'59.211
69 RD Signs Racing Team (1'47.151)							
Audrius Butkevicius							
1		47.199	25.680	22.722			10:17'55.847
2	36.927	35.659	23.418	18.657	1'54.661	238,9	10:19'50.508
3	36.290	36.011	23.227	39.422	2'14.950CP	261,5	10:22'05.458
4	3'40.968	35.397	25.821	21.375	5'03.561P		10:27'09.019
5	33.685	34.517	21.776	18.163	1'48.141	270,7	10:28'57.160
6	33.630	35.929	22.242	18.184	1'49.985	276,2	10:30'47.145
7	33.359	34.590	21.768	18.322	1'48.039	274,8	10:32'35.184
8	33.594	34.533	21.725	18.184	1'48.036	274,8	10:34'23.220
9	33.689	33.870	21.576	18.058	1'47.193	274,8	10:36'10.413
10	34.627	34.566	21.951	18.048	1'49.192	272,7	10:37'59.605
11	33.457	34.369	21.491	17.834	1'47.151	274,8	10:39'46.756
71 Brutal Fish Racing Team (1'47.536)							
Martin Ryba							
1			41.297	23.544	18.882		10:17'41.892
2	36.105	35.097	24.448	18.017	1'53.667	274,1	10:19'35.559
3	32.532	33.559	28.678	36.127	2'10.896CP	276,2	10:21'46.455
4	3'49.957	36.705	23.063	18.473	5'08.198P		10:26'54.653
5	33.626	34.303	21.898	17.709	1'47.536	275,5	10:28'42.189
6	32.530	33.352	21.352	17.665	1'44.899C	276,9	10:30'27.088
7	32.535	33.199	22.779	18.610	1'47.123C	279,8	10:32'14.211
8	34.723	36.886	22.369	18.043	1'52.021	279,1	10:34'06.232
9	32.821	34.868	22.485	18.245	1'48.419	276,9	10:35'54.651
10	32.730	39.301	24.468	18.501	1'55.000	279,1	10:37'49.651
11	32.546	34.568	25.351	31.730	2'04.195P	278,4	10:39'53.846
72 Rexal FFF Racing Team (1'55.366)							
Kumar Prabakaran							
1			51.331	29.331	22.711		10:18'35.160
2			38.174				6'27.139CP 255,3
3	6'25.644	47.039	30.206	24.679	8'07.568P		10:33'09.867
4	41.852	38.961	26.508	21.104	2'08.425	238,4	10:35'18.292
5	36.343	37.679	26.400	20.632	2'01.054	266,7	10:37'19.346
6	35.929	36.229	23.751	19.457	1'55.366	265,4	10:39'14.712
77 Alfredo Hernandez Ortega (1'51.888)							
Alfredo Hernandez Ortega							
1			50.897	32.238	24.863		10:18'10.832
2	40.222	42.517	28.030	21.704	2'12.473	247,1	10:20'23.305
3	38.605	45.185	28.926	36.220	2'28.936CP	264,1	10:22'52.241
4	3'04.367	39.240	25.193	20.273	4'29.073P		10:27'21.314
5	37.673	38.088	24.277	19.441	1'59.479	268,0	10:29'20.793
6	35.441	38.612	24.130	19.181	1'57.364	269,3	10:31'18.157
7	35.250	36.452	23.650	19.040	1'54.392	272,7	10:33'12.549
8	35.153	36.536	23.291	18.843	1'53.823	274,8	10:35'06.372
9	34.431	35.410	23.101	18.946	1'51.888	272,0	10:36'58.260
10	35.869	41.913	25.641	25.371	2'08.794P	270,7	10:39'07.054
88 Imperiale Racing (1'51.752)							
Hans Fabri							
1			42.964	25.999	20.749		10:18'46.499
2	37.100	38.338	24.502	19.966	1'59.906C	266,7	10:20'46.405
3	43.307	45.255	28.219	38.962	2'35.743CP	213,4	10:23'22.148
4	2'09.860	38.409	25.286	21.051	3'34.606P		10:26'56.754
5	35.340	37.886	23.224	19.199	1'55.649	270,7	10:28'52.403
6	37.198	36.869	25.334	19.949	1'59.350	272,0	10:30'51.753
7	34.888	35.735	23.192	19.186	1'53.001	268,0	10:32'44.754
8	34.791	35.708	25.777	19.933	1'56.209	272,7	10:34'40.963
9	35.054	35.914	25.483	20.042	1'56.493	271,4	10:36'37.456
10	34.468	35.584	23.030	18.670	1'51.752	272,0	10:38'29.208
11	34.367	35.600	23.603	30.219	2'03.789P	276,2	10:40'32.997
90 GT3 Poland (1'46.753)							
Holger Harmsen							
1			41.959	26.168	39.118		10:21'40.141
2	3'55.603	37.056	25.626	18.993	5'17.278P		10:26'57.419
3	34.613	36.177	22.088	18.365	1'51.243	270,7	10:28'48.662
4	33.006	33.766	21.735	18.246	1'46.753	274,1	10:30'35.415
5	33.740	34.299	22.065	18.399	1'48.503	278,4	10:32'23.918

05/11/2022

P = Pits In/Out - C = Lap Time Cancelled

Powered by FICr Perugia Timing

ROGER DUBUIS

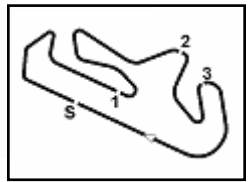




SPORTS COURSE

GRAND FINALS

6.5



Lamborghini Super Trofeo - Grand Finals - Portimao Grand Finals AM + LC - Analysis Qualifying 1

Portimao 4.653 m

3 / 5

6	33.372	34.559	22.030	19.018	1'48.979	275,5	10:34'12.897
7	33.409	34.478	23.470	19.064	1'50.421	272,0	10:36'03.318
8	33.452	34.170	23.852	19.099	1'50.573	271,4	10:37'53.891
9	33.112	34.335	21.906	35.831	2'05.184P	275,5	10:39'59.075

Randy Sellari							
1							
2	41.035	37.416	24.137	18.925	2'01.513	204,9	10:19'39.183
3	33.962	34.456	24.058	38.090	2'10.566CP	272,7	10:21'49.749
4	3'51.906	35.515	23.791	18.373	5'09.585P		10:26'59.334
5	33.597	35.638	22.224	18.197	1'49.656	276,2	10:28'48.990
6	33.889	34.117	21.747	17.921	1'47.674	276,9	10:30'36.664
7	33.162	34.196	21.871	18.188	1'47.417	277,6	10:32'24.081
8	34.527	37.729	22.297	18.167	1'52.720	277,6	10:34'16.801
9	33.076	34.970	21.922	18.137	1'48.105	276,2	10:36'04.906
10	32.886	33.816	21.909	17.854	1'46.465	276,9	10:37'51.371
11	33.221	49.635	22.702	27.449	2'13.007P	277,6	10:40'04.378

96 Automobile Tricolore (1'44.944)

Lap	Seg.1	Seg.2	Seg.3	Seg.4	Lap Time	km/h	Local Time
Raffaële Giannoni							
1		40.974	26.520	20.412			10:17'20.665
2	37.275	35.044	25.150	18.093	1'55.562	237,9	10:19'16.227
3	33.289	33.433	21.537	35.330	2'03.589CP	274,8	10:21'19.816
4	4'09.552	35.383	23.660	17.862	5'26.457P		10:26'46.273
5	32.615	32.859	21.734	17.736	1'44.944	276,2	10:28'31.217
6	32.416	33.118	21.748	19.946	1'47.228	280,5	10:30'18.445
7	32.959	35.924	25.455	17.991	1'52.329	276,9	10:32'10.774
8	32.620	33.087	22.249	18.185	1'46.141	276,9	10:33'56.915
9	32.839	35.671	24.759	29.960	2'03.229P	277,6	10:36'00.144

104 MCR Racing (1'47.252)

Lap	Seg.1	Seg.2	Seg.3	Seg.4	Lap Time	km/h	Local Time
Michael Mennella							
1		43.021	27.003	21.424			10:17'39.569
2	40.425	38.413	24.145	20.615	2'03.598	222,7	10:19'43.167
3	34.392	34.278	26.532	37.876	2'13.078CP	267,3	10:21'56.245
4	3'37.402	37.225	24.957	18.441	4'58.025P		10:26'54.270
5	33.773	34.904	22.012	18.273	1'48.962	270,0	10:28'43.232
6	33.067	34.556	21.773	17.856	1'47.252	272,7	10:30'30.484
7	33.900	34.351	21.433	18.052	1'47.736	272,7	10:32'18.220
8	33.166	34.989	22.773	19.463	1'50.391	272,7	10:34'08.611
9	32.899	34.448	22.639	18.013	1'47.999	272,7	10:35'56.610
10	33.235	34.499	21.888	18.091	1'47.713	274,1	10:37'44.323
11	33.602	34.479	22.562	33.138	2'03.781P	272,7	10:39'48.104

97 Leipert Motorsport (1'46.374)

Lap	Seg.1	Seg.2	Seg.3	Seg.4	Lap Time	km/h	Local Time
Jurgen Krebs							
1		47.914	26.115	22.000			10:17'54.070
2	36.764	36.812	26.479	18.563	1'58.618	253,5	10:19'52.688
3	34.883	42.091	26.779	36.809	2'20.562CP	279,1	10:22'13.250
4	3'36.889	37.472	26.522	20.294	5'01.177P		10:27'14.427
5	33.493	34.671	21.741	18.195	1'48.100	275,5	10:29'02.527
6	34.433	34.069	21.324	18.900	1'48.726	277,6	10:30'51.253
7	33.687	33.961	21.615	18.233	1'47.496	274,1	10:32'38.749
8	32.996	33.798	21.553	18.027	1'46.374	274,8	10:34'25.123
9	33.273	34.433	22.035	29.391	1'59.132P	279,1	10:36'24.255

109 TPC Racing (1'46.500)

Lap	Seg.1	Seg.2	Seg.3	Seg.4	Lap Time	km/h	Local Time
Wesley Slimp							
1		44.823	26.422	20.811			10:18'53.085
2	37.002	37.973	23.555	27.862	2'06.392CP	264,7	10:20'59.477
3	4'31.856	35.366	22.748	18.286	5'48.256P		10:26'47.733
4	33.458	34.483	21.934	17.857	1'47.732	272,0	10:28'35.465
5	33.333	34.126	21.962	17.977	1'47.398	274,1	10:30'22.863
6	33.336	35.616	22.281	17.943	1'49.176	273,4	10:32'12.039
7	33.524	34.490	21.867	17.987	1'47.868	272,7	10:33'59.907
8	33.390	35.523	24.048	18.396	1'51.357	273,4	10:35'51.264
9	33.099	34.290	21.563	18.022	1'46.974	271,4	10:37'38.238
10	32.978	33.905	21.724	17.893	1'46.500	273,4	10:39'24.738

98 Gerard Van der Horst (1'47.261)

Lap	Seg.1	Seg.2	Seg.3	Seg.4	Lap Time	km/h	Local Time
Gerard Van der Horst							
1		47.783	25.622	22.243			10:17'52.037
2	35.882	36.635	23.679	19.422	1'55.618	259,6	10:19'47.655
3	34.148	37.737	25.404	37.619	2'14.908CP	268,0	10:22'02.563
4	3'38.014	36.041	25.076	18.833	4'57.964P		10:27'00.527
5	33.832	35.987	26.307	18.793	1'54.919	268,0	10:28'55.446
6	33.632	33.895	21.652	18.397	1'47.576	269,3	10:30'43.022
7	33.639	33.449	21.850	18.323	1'47.261	273,4	10:32'30.283
8	33.000	33.914	23.012	18.426	1'48.352	274,8	10:34'18.635
9	33.383	34.236	26.794	18.443	1'52.856	272,7	10:36'11.491
10	34.130	36.533	27.434	18.591	1'56.688	272,7	10:38'08.179
11	34.494	35.267	22.476	29.390	2'01.627P	272,0	10:40'09.806

113 US RaceTronics (1'47.810)

Lap	Seg.1	Seg.2	Seg.3	Seg.4	Lap Time	km/h	Local Time
Jon Hirshberg							
1		42.250	25.399	21.294			10:17'30.130
2	36.766	35.813	22.650	19.199	1'54.428	252,9	10:19'24.558
3	34.648	36.040	23.538	38.796	2'13.022CP	272,7	10:21'37.580
4	5'09.458	36.642	22.191	19.070	6'27.361P		10:28'04.941
5	33.576	34.856	21.772	18.497	1'48.701	273,4	10:29'53.642
6	33.617	34.043	21.782	18.368	1'47.810	276,2	10:31'41.452
7	33.895	36.106	22.228	18.306	1'50.535	273,4	10:33'31.987
8	33.528	33.809	22.832	18.497	1'48.666	275,5	10:35'20.653
9	34.598	37.733	22.313	18.545	1'53.189	273,4	10:37'13.842
10	33.885	34.702	21.834	18.461	1'48.882	274,8	10:39'02.724
11	33.856	34.673	21.612	18.559	1'48.700	271,4	10:40'51.424

102 Dream Racing Motorsport (1'55.718)

Lap	Seg.1	Seg.2	Seg.3	Seg.4	Lap Time	km/h	Local Time
Alan Grossberg							
1		49.786	31.585	25.897			10:18'21.652
2	42.915	42.896	26.144	21.629	2'13.584	210,5	10:20'35.236
3	45.860	49.687	27.560	32.186	2'35.293CP	239,5	10:23'10.529
4	3'45.984	39.735	24.113	20.892	5'10.724P		10:28'21.253
5	36.479	37.616	24.252	20.134	1'58.481	265,4	10:30'19.734
6	35.190	36.579	24.820	20.060	1'56.649	270,7	10:32'16.383
7	34.828	38.814	23.512	20.265	1'57.419	269,3	10:34'13.802
8	35.066	36.853	23.864	19.935	1'55.718	269,3	10:36'09.520
9	35.378	36.807	23.996	20.330	1'56.511	268,7	10:38'06.031
10	37.045	36.924	24.161	31.311	2'09.441P	269,3	10:40'15.472

114 Kpax Racing (1'46.086)

Lap	Seg.1	Seg.2	Seg.3	Seg.4	Lap Time	km/h	Local Time
Slade Stewart							
1		43.046	25.855	22.442			10:18'24.552
2	38.815	36.513	23.569	19.064	1'57.961	261,5	10:20'22.513
3	35.680	46.167	26.408	35.985	2'24.240CP	268,7	10:22'46.753

103 Wayne Taylor Racing (1'46.465)

Lap	Seg.1	Seg.2	Seg.3	Seg.4	Lap Time	km/h	Local Time
-----	-------	-------	-------	-------	----------	------	------------

05/11/2022

P = Pits In/Out - C = Lap Time Cancelled

Powered by FICr Perugia Timing

ROGER DUBUIS



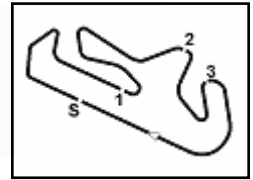


SQUADRA CORSE

GRAND FINALS

Lamborghini Super Trofeo - Grand Finals - Portimao Grand Finals AM + LC - Analysis Qualifying 1

6.5



Portimao 4.653 m

4 / 5

4	3'44.691	34.880	21.203	18.235	4'59.009P		10:27'45.762
5	33.070	33.929	21.060	18.027	1'46.086	272,0	10:29'31.848
6	32.877	34.239	21.426	17.900	1'46.442	274,1	10:31'18.290
7	33.100	33.802	21.461	18.593	1'46.956	275,5	10:33'05.246
8	34.012	35.937	21.568	27.141	1'58.658P	272,7	10:35'03.904

118 M1 Racing (1'49.237)							
Lap	Seg.1	Seg.2	Seg.3	Seg.4	Lap Time	km/h	Local Time
Tiger Tari							
1		48.584	32.469	24.878			10:18'17.408
2	37.415	41.148	28.733	22.135	2'09.431	257,1	10:20'26.839
3	39.217	45.874	29.276	35.157	2'29.524CP	262,8	10:22'56.363
4	3'08.592	41.428	24.356	18.928	4'33.304P		10:27'29.667
5	34.229	35.661	23.184	18.785	1'51.859	271,4	10:29'21.526
6	34.970	35.481	22.507	19.794	1'52.752	272,7	10:31'14.278
7	34.466	35.034	22.524	18.697	1'50.721	270,7	10:33'04.999
8	33.777	34.905	22.332	18.223	1'49.237	272,0	10:34'54.236
9	33.703	35.363	22.510	18.410	1'49.986	272,7	10:36'44.222
10	33.824	35.063	23.617	19.808	1'52.312	273,4	10:38'36.534
11	34.474	36.583	22.642	28.794	2'02.493P	269,3	10:40'39.027

119 MCR Racing (1'44.780)							
Lap	Seg.1	Seg.2	Seg.3	Seg.4	Lap Time	km/h	Local Time
Shehan Chandrasoma							
1		39.051	23.032	18.699			10:18'35.194
2	34.000	35.177	21.699	18.114	1'48.990	269,3	10:20'24.184
3	35.086	45.872	26.376	37.664	2'24.998CP	274,8	10:22'49.182
4	3'38.868	33.620	21.478	17.974	4'51.940P		10:27'41.122
5	32.794	33.152	21.064	17.770	1'44.780	272,7	10:29'25.902
6	32.643	34.138	22.007	18.283	1'47.071	274,8	10:31'12.973
7	33.760	34.550	22.141	24.559	1'55.010P	274,1	10:33'07.983
8	1'02.198	33.626	21.227	17.727	2'14.778P		10:35'22.761
9	33.192	36.130	21.257	17.752	1'48.331	276,2	10:37'11.092
10	32.944	33.277	21.571	24.892	1'52.684P	275,5	10:39'03.776

120 Dream Racing Motorsport (1'44.918)							
Lap	Seg.1	Seg.2	Seg.3	Seg.4	Lap Time	km/h	Local Time
Alex Au							
1		42.801	26.230	20.131			10:17'24.963
2	34.590	34.125	28.928	18.046	1'55.689	266,7	10:19'20.652
3	33.354	38.821	25.478	36.236	2'13.889CP	271,4	10:21'34.541
4	5'23.062	35.368	22.264	17.814	6'38.508P		10:28'13.049
5	32.814	33.791	21.346	17.702	1'45.653	272,0	10:29'58.702
6	32.948	33.317	21.343	17.573	1'45.181	274,1	10:31'43.883
7	32.381	34.273	21.540	17.691	1'45.885	276,2	10:33'29.768
8	32.575	33.656	21.472	17.939	1'45.642	275,5	10:35'15.410
9	34.353	36.373	23.982	18.092	1'52.800	274,8	10:37'08.210
10	32.472	34.277	22.917	17.975	1'47.641	274,1	10:38'55.851
11	32.900	33.335	21.166	17.517	1'44.918	272,7	10:40'40.769

148 PPM (1'44.373)							
Lap	Seg.1	Seg.2	Seg.3	Seg.4	Lap Time	km/h	Local Time
David Staab							
1		44.387	29.469	18.703			10:18'58.200
2	35.492	37.200	26.517	18.851	1'58.060C	270,7	10:20'56.260
3	39.527	47.394	29.580	45.285	2'41.786CP	244,3	10:23'38.046
4	2'55.126	36.444	24.409	18.020	4'13.999P		10:27'52.045
5	33.598	33.099	21.154	17.725	1'45.576	273,4	10:29'37.621
6	32.498	33.123	21.064	17.688	1'44.373	276,2	10:31'21.994
7	32.829	35.404	22.364	18.026	1'48.623	277,6	10:33'10.617
8	32.951	35.832	22.801	17.686	1'49.270	274,8	10:34'59.887
9	32.458	33.033	21.118	28.045	1'54.654P	275,5	10:36'54.541

151 MCR Racing (1'45.390)							
Lap	Seg.1	Seg.2	Seg.3	Seg.4	Lap Time	km/h	Local Time
Claude Senhoret							
1		48.467	30.931	22.745			10:18'10.280
2	36.357	36.165	22.170	18.328	1'53.020	255,3	10:20'03.300
3	34.308	39.035	25.547	39.042	2'17.932CP	270,0	10:22'21.232
4	3'33.744	37.609	26.921	18.791	4'57.065P		10:27'18.297
5	32.726	33.527	21.373	17.764	1'45.390	274,1	10:29'03.687
6	36.459	39.390	22.744	18.496	1'57.089	270,7	10:31'00.776
7	33.007	34.297	22.796	18.176	1'48.276	272,0	10:32'49.052
8	32.632	33.855	24.507	19.399	1'50.393	276,2	10:34'39.445
9	33.190	35.774	22.235	18.110	1'49.309	273,4	10:36'28.754
10	32.777	33.374	20.997	18.261	1'45.409	274,1	10:38'14.163
11	32.806	33.428	21.851	30.034	1'58.119P	274,1	10:40'12.282

154 Dream Racing Motorsport (1'45.074)							
Lap	Seg.1	Seg.2	Seg.3	Seg.4	Lap Time	km/h	Local Time
Charlie Martin							
1		43.958	27.660	19.896			10:17'26.206
2	37.666	37.580	22.828	29.859	2'07.933P	260,9	10:19'34.139
3	1'06.092	37.444	25.780	39.201	2'48.517CP		10:22'22.656
4	4'19.218	34.433	21.505	18.439	5'33.595P		10:27'56.251
5	33.269	34.219	21.332	17.803	1'46.623	270,7	10:29'42.874
6	32.533	33.482	21.440	17.719	1'45.174	276,2	10:31'28.048
7	32.759	33.433	21.116	17.766	1'45.074	276,9	10:33'13.122
8	34.672	33.850	21.526	17.933	1'47.981	276,9	10:35'01.103
9	32.679	33.561	36.804	18.143	2'01.187	276,9	10:37'02.290
10	32.863	33.781	21.123	17.846	1'45.613	276,9	10:38'47.903
11	32.777	33.636	21.588	18.013	1'46.014	277,6	10:40'33.917

164 Kpax Racing (1'46.054)							
Lap	Seg.1	Seg.2	Seg.3	Seg.4	Lap Time	km/h	Local Time
Thomas Tait							
1		45.445	26.583	21.736			10:17'36.584
2	42.403	40.627	23.956	24.297	2'11.283	193,5	10:19'47.867
3	41.192	42.023	27.682	37.085	2'27.982CP	198,2	10:22'15.849
4	3'08.240	35.205	23.541	18.292	4'25.278P		10:26'41.127
5	33.094	33.568	21.653	17.739	1'46.054	272,7	10:28'27.181
6	32.905	33.895	22.473	17.658	1'46.931	275,5	10:30'14.112
7	32.777	33.941	22.028	17.805	1'46.551	274,8	10:32'00.663
8	33.031	34.576	22.007	17.895	1'47.509	275,5	10:33'48.172
9	33.264	34.283	21.757	17.816	1'47.120	275,5	10:35'35.292
10	34.421	35.955	22.831	28.799	2'02.006P	273,4	10:37'37.298

189 M1 Racing (1'47.401)							
Lap	Seg.1	Seg.2	Seg.3	Seg.4	Lap Time	km/h	Local Time
Fred Roberts							
1		48.115	30.649	21.722			10:18'07.237
2	37.534	36.112	22.452	18.940	1'55.038	258,4	10:20'02.275
3	34.513	38.720	25.861	37.921	2'17.015CP	265,4	10:22'19.290
4	3'17.410	37.200	23.258	18.555	4'36.423P		10:26'55.713
5	33.699	34.151	21.784	18.131	1'47.765	270,7	10:28'43.478
6	33.620	34.767	21.554	18.466	1'48.407	273,4	10:30'31.885
7	33.353	34.562	22.080	18.940	1'48.935	272,0	10:32'20.820
8	33.150	35.120	21.767	18.447	1'48.484	272,7	10:34'09.304
9	33.216	34.048	23.061	20.290	1'50.615	274,1	10:35'59.919
10	33.253	34.092	22.162	18.428	1'47.935	269,3	10:37'47.854
11	33.248	34.014	21.889	18.250	1'47.401	272,0	10:39'35.255

199 ANSA Motorsports (1'43.454)							
Lap	Seg.1	Seg.2	Seg.3	Seg.4	Lap Time	km/h	Local Time

05/11/2022

P = Pits In/Out - C = Lap Time Cancelled

Powered by FICr Perugia Timing

ROGER DUBUIS

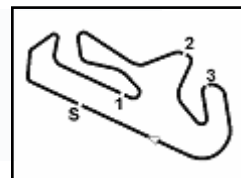




SQUADRA CORSE

GRAND FINALS

6.5



Portimao 4.653 m

5 / 5

Lamborghini Super Trofeo - Grand Finals - Portimao Grand Finals AM + LC - Analysis Qualifying 1

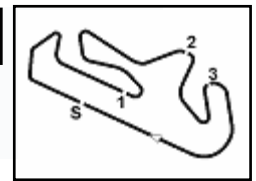
Jordan O'Brien

1		40.533	24.331	18.063					10:17'13.805
2	33.013	33.205	20.925	17.494	1'44.637	270,0			10:18'58.442
3	32.840	32.618	20.921	17.300	1'43.679C	274,1			10:20'42.121
4	43.393	46.364	27.669	33.186	2'30.612CP	240,5			10:23'12.733
5	2'14.293	32.975	21.916	17.324	3'26.508P				10:26'39.241
6	32.292	33.164	21.231	17.352	1'44.039	275,5			10:28'23.280
7	32.358	32.773	20.946	17.377	1'43.454	276,9			10:30'06.734
8	32.264	32.976	21.074	17.671	1'43.985	276,9			10:31'50.719
9	32.253	33.002	21.115	17.488	1'43.858	276,2			10:33'34.577
10	32.514	32.902	21.235	17.519	1'44.170	276,9			10:35'18.747
11	32.361	32.931	21.289	17.627	1'44.208	278,4			10:37'02.955
12	32.644	34.026	23.017	27.346	1'57.033P	276,9			10:38'59.988



GRAND FINALS

6.6



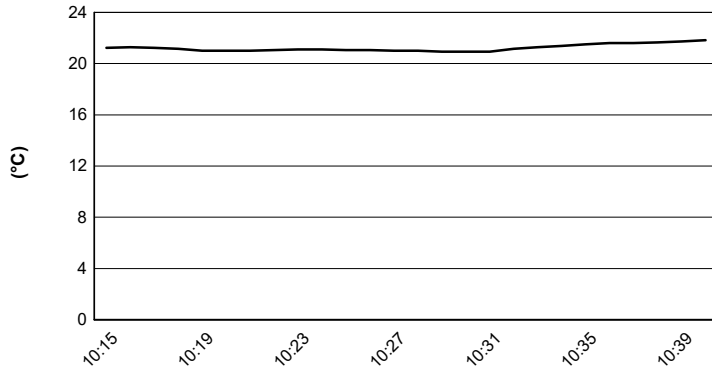
Portimao 4.653 m

Lamborghini Super Trofeo - Grand Finals - Portimao

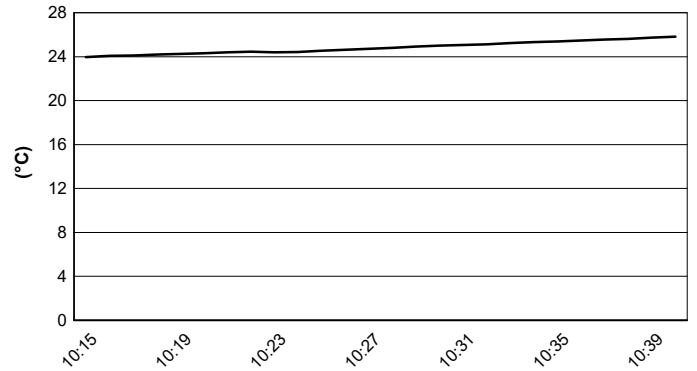
Grand Finals AM + LC - Weather Report Qualifying 1

Session started 10:15 - Session ended 10:41

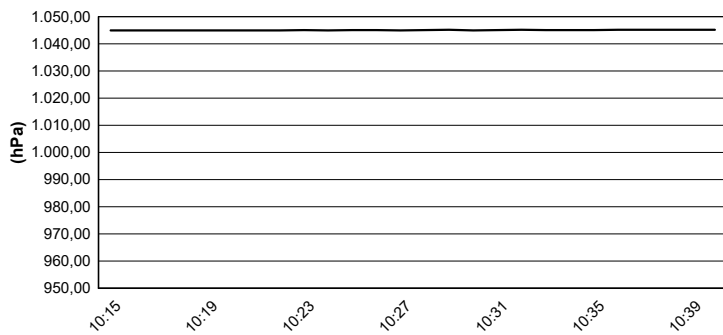
Air Temperature



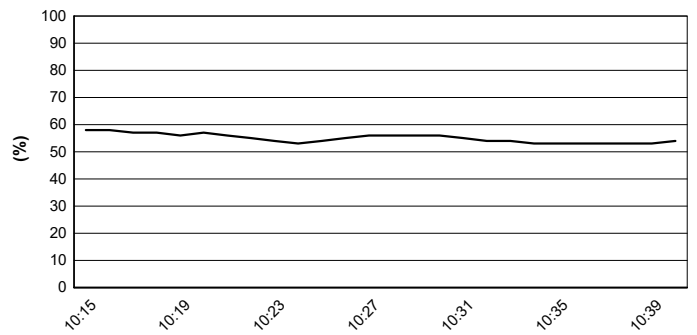
Track Temperature



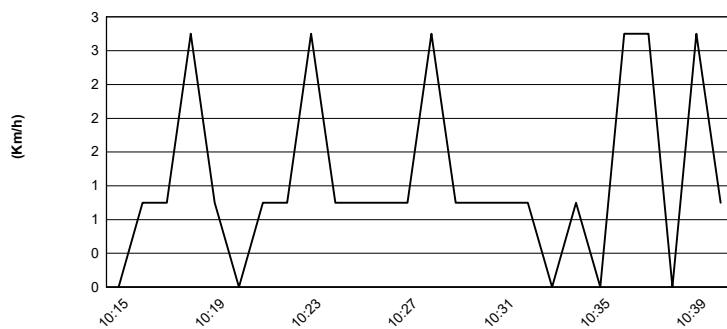
Air Pressure



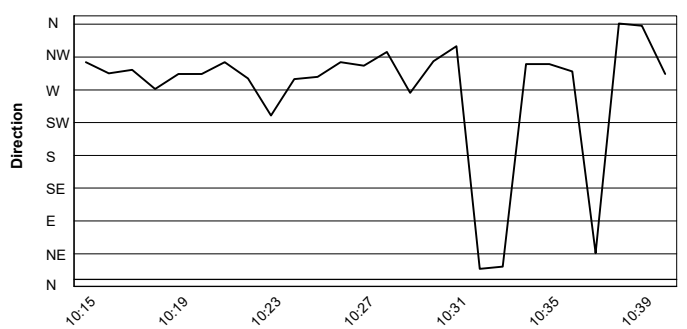
Humidity



Wind Speed



Wind Direction



05/11/2022

Powered by FICr Perugia Timing

ROGER DUBUIS

