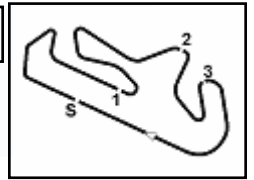




GRAND FINALS

8.1

Lamborghini Super Trofeo - Grand Finals - Portimao

Grand Finals AM + LC - Results Race 1

Laps 20 = 93,060 km - Avg 133,537 km/h - Race Time 41'48.793

Portimao 4.653 m

1 / 2

No.	Driver 1 Entrant	Driver 2 Team	Car	Class	Laps	Time	Gap	Rel.	Fastest Lap
1	60 LEWANDOWSKI Andrzej (POL) VSR	VSR	Huracán Super Trofeo EVO2	AM	20	41'48.793		5	1'44.143
2	119 CHANDRASOMA Shehan (USA) MCR RACING	MCR Racing	Huracán Super Trofeo EVO2	AM	20	41'52.739	3.946	3.946	7 1'45.206
3	120 AU Alex (HKG) DREAM RACING MOTORSPORT	Dream Racing Motorsport	Huracán Super Trofeo EVO2	AM	20	41'55.213	6.420	2.474	13 1'45.701
4P	148 STAAB David (USA) PPM	REGER Nikko (USA) 1'45.075 Precision Performance Motorsports	Huracán Super Trofeo EVO2	AM	20	41'56.480	7.687	1.267	8 1'44.813
5	199 O'BRIEN Jordan (USA) ANSA MOTORSPORTS	ATAPATTU Ron (USA) 1'54.455 ANSA Motorsports	Huracán Super Trofeo EVO2	AM	20	41'58.837	10.044	2.357	5 1'43.733
6	96 GIANNONI Raffaele (ITA) AUTOMOBILE TRICOLORE	Automobile Tricolore	Huracán Super Trofeo EVO2	AM	20	42'04.096	15.303	5.259	6 1'45.951
7P	39 ABKAZAVA Shota (GEO) ARTLINE TEAM GEORGIA	Artline Team Georgia	Huracán Super Trofeo EVO2	AM	20	42'04.495	15.702	0.399	9 1'46.295
8P	71 RYBA Martin (SVK) BRUTAL FISH RACING TEAM	Brutal Fish Racing Team	Huracán Super Trofeo EVO2	AM	20	42'05.881	17.088	1.386	13 1'46.014
9	103 SELLARI Randy (USA) WAYNE TAYLOR RACING	Wayne Taylor Racing	Huracán Super Trofeo EVO2	AM	20	42'08.784	19.991	2.903	9 1'46.416
10	21 RINDONE Gabriel (ITA) LEIPERT MOTORSPORT	Leipert Motorsport	Huracán Super Trofeo EVO2	AM	20	42'09.605	20.812	0.821	13 1'45.766
11	109 SLIMP Wesley (USA) 1'47.616 TPC RACING	HOFFMAN Tyler (USA) TPC Racing	Huracán Super Trofeo EVO2	AM	20	42'12.553	23.760	2.948	15 1'45.783
12P	2 FELIGIONI Pierre (FRA) 1'48.200 BOUTSEN RACING	DUBELLY Elie (FRA) Boutsen Racing	Huracán Super Trofeo EVO2	AM	20	42'14.035	25.242	1.482	6 1'46.723
13P	97 KREBS Jurgen (CHE) LEIPERT MOTORSPORT	Leipert Motorsport	Huracán Super Trofeo EVO2	AM	20	42'15.667	26.874	1.632	15 1'47.125
14	114 STEWART Slade (USA) KPAX RACING	Flying Lizard Motorsports	Huracán Super Trofeo EVO2	LC	20	42'15.830	27.037	0.163	11 1'47.072
15	164 TAIT Thomas (USA) KPAX RACING	Flying Lizard Motorsports	Huracán Super Trofeo EVO2	AM	20	42'18.591	29.798	2.761	11 1'47.052
16	5 MOCZULSKI Grzegorz (POL) 1'47.969 GT3 POLAND	LEWANDOWSKI Adrian (POL) GT3 Poland	Huracán Super Trofeo EVO2	AM	20	42'19.391	30.598	0.800	15 1'47.747
17	69 BUTKEVICIUS Audrius (LTU) RD SIGNS RACING TEAM	BATRAKS Arturs (LVA) 1'47.631 RD Signs Racing Team	Huracán Super Trofeo EVO2	AM	20	42'20.269	31.476	0.878	10 1'47.530
18	26 SEMOULIN Francois (BEL) 1'52.421 SCUDERIA TORNACUM	SEMOULIN Benoit (BEL) Semspeed	Huracán Super Trofeo EVO2	LC	20	42'31.178	42.385	10.909	12 1'46.853
19	154 GAGNE KEATS Jason (USA) 1'55.687 DREAM RACING MOTORSPORT	MARTIN Charlie (GBR) Dream Racing Motorsport	Huracán Super Trofeo EVO2	LC	20	42'31.673	42.880	0.495	8 1'46.887
20	98 VAN DER HORST Gerard (NLD) GERARD VAN DER HORST	Van der Horst Motorsport	Huracán Super Trofeo EVO2	LC	20	42'33.705	44.912	2.032	8 1'47.689
21P	4 GOSSELIN Claude-Yves (FRA) 1'48.294 REXAL FFF RACING TEAM	ROSTAN Marc (FRA) Rexal FFF Racing Team	Huracán Super Trofeo EVO2	AM	20	42'33.955	45.162	0.250	15 1'47.196
22P	13 GUERIN Stephan (FRA) STEPHAN GUERIN	Arkadia Racing	Huracán Super Trofeo EVO2	AM	20	42'34.833	46.040	0.878	13 1'45.944
23	90 HARMSSEN Holger (DEU) GT3 POLAND	GT3 Poland	Huracán Super Trofeo EVO2	AM	20	42'34.834	46.041	0.001	15 1'47.382
24	118 TARI Tiger (USA) M1 RACING	NTE Sport	Huracán Super Trofeo EVO2	LC	20	42'37.694	48.901	2.860	16 1'48.753
25P	8 PRIVITELIO Luciano (SMR) 1'54.099 REXAL FFF RACING TEAM	PRIVITELIO Donovan (FRA) Rexal FFF Racing Team	Huracán Super Trofeo EVO2	LC	20	42'45.032	56.239	7.338	13 1'45.526
26	113 LEVY Ofir (USA) 1'49.591 US RACETRONICS	HIRSHBERG Jon (USA) US RaceTronics	Huracán Super Trofeo EVO2	LC	19	41'49.939	1 Lap	1 Lap	7 1'49.251
27	22 WAGNER Kurt (DEU) 1'52.611 MICANEK MOTORSPORT ACCR	DVORACEK Libor (CZE) MicaneK Motorsport ACCR	Huracán Super Trofeo EVO2	LC	19	41'50.473	1 Lap	0.534	14 1'48.829
28P	63 LEIMER Cedric (CHE) CEDRIC LEIMER	Autovitesse	Huracán Super Trofeo EVO2	AM	19	41'57.335	1 Lap	6.862	16 1'46.775
29P	189 ROBERTS Fred (CAN) M1 RACING	NTE Sport	Huracán Super Trofeo EVO2	LC	19	42'06.300	1 Lap	8.965	7 1'48.171
30	77 HERNANDEZ ORTEGA Alfredo (MEX) ALFREDO HERNANDEZ ORTEGA	BDR Competition	Huracán Super Trofeo EVO2	LC	19	42'10.511	1 Lap	4.211	14 1'53.262
31	72 PRABAKARAN Kumar (MYS) REXAL FFF RACING TEAM	Rexal FFF Racing Team	Huracán Super Trofeo EVO2	LC	18	41'58.076	2 Laps	1 Lap	6 1'55.378
32	102 GROSSBERG Alan (USA) DREAM RACING MOTORSPORT	Dream Racing Motorsport	Huracán Super Trofeo EVO2	LC	17	42'00.118	3 Laps	1 Lap	9 1'53.671
33	19 LEIMER Cyril (CHE) CYRIL LEIMER	Autovitesse	Huracán Super Trofeo EVO2	AM	16	32'43.032	4 Laps	1 Lap	11 1'47.313
34	104 MENNELLA Michael (USA) MCR RACING	COLLINS Bart (USA) 1'48.466 MCR Racing	Huracán Super Trofeo EVO2	AM	16	32'55.736	4 Laps	12.704	7 1'48.082
----- Not Classified -----									
RET	88 FABRI Hans (NLD) IMPERIALE RACING	Imperiale Racing	Huracán Super Trofeo EVO2	LC	13	28'31.205	7 Laps		10 1'52.639

Clerk of the Course : Delcio Santos

Race Director : Alain Adam

05/11/2022 Start 14:43 End 15:34

Powered by FICr Perugia Timing

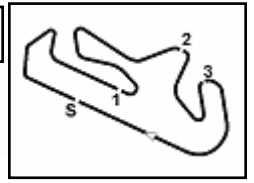
ROGER DUBUIS





GRAND FINALS

8.1



Portimao 4.653 m

2 / 2

Lamborghini Super Trofeo - Grand Finals - Portimao Grand Finals AM + LC - Results Race 1

RET 151 SENHORETI Claude (BRA) MCR RACING MCR Racing Huracán Super Trofeo EVO2 AM 0

Starting: 36 Classified: 34 Not Classified: 0 Retired: 2 Not Started: 0
Fastest Lap N. 5 No. 199 Jordan O'Brien Time 1'43.733 Avg. 161,480 Km/h

Humidity:	58%	AIR	22°C
Condition:	DRY	Track	31°C

Penalty and Infringement

14.53	63 Cedric Leimer	Drive Through Penalty - Jump Start
14.57	63 Cedric Leimer	5 second penalty at the end of the race - causing a collision
15.02	189 M1 Racing	5 second penalty at the end of the race - causing a collision
15.14	189 M1 Racing	Drive Through Penalty - Overtaking under SC
15.14	90 GT3 Poland	Drive Through Penalty - Overtaking under SC
15.14	102 Dream Racing Motorsport	Drive Through Penalty - Overtaking under SC
15.17	13 Stephan Guerin	Drive through converted to 40 sec penalty - Pit Lane speeding
15.17	8 Rexal FFF Racing Team	Drive through converted to 40 sec penalty - Pit Lane speeding
15.22	2 Boutsen Racing	0.423 sec penalty at the end of the race - pit stop infringement
15.22	4 Rexal FFF Racing Team	1.050 sec penalty at the end of the race - pit stop infringement
15.22	39 Artline Team Georgia	2.304 sec penalty at the end of the race - pit stop infringement
15.23	71 Brutal Fish Racing Team	0.003 sec penalty at the end of the race - pit stop infringement
15.23	97 Leipert Motorsport	0.342 sec penalty at the end of the race - pit stop infringement
17.43	148 PPM	5 second penalty - causing a collision

Clerk of the Course : Delcio Santos

Race Director : Alain Adam

05/11/2022 Start 14:43 End 15:34

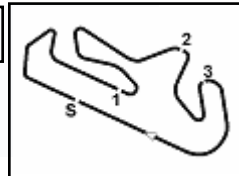
Powered by FICr Perugia Timing

ROGER DUBUIS





GRAND FINALS

8.2

Lamborghini Super Trofeo - Grand Finals - Portimao

Grand Finals AM + LC - Result by Class Race 1

Portimao 4.653 m

1 / 2

AM Cup

Laps 20 = 93,060 km - Avg 133,537 km/h - Race Time 41'48.793

No.	Driver 1 Entrant	Driver 2 Team	Car	Laps	Time	Gap	Rel.	Fastest Lap
1	60 LEWANDOWSKI Andrzej (POL) VSR	VSR	Huracán Super Trofeo EVO2	20	41'48.793		5	1'44.143
2	119 CHANDRASOMA Shehan (USA) MCR RACING	MCR Racing	Huracán Super Trofeo EVO2	20	41'52.739	3.946	3.946	7 1'45.206
3	120 AU Alex (HKG) DREAM RACING MOTORSPORT	Dream Racing Motorsport	Huracán Super Trofeo EVO2	20	41'55.213	6.420	2.474	13 1'45.701
4P	148 STAAB David (USA) PPM	REGER Nikko (USA) 1'45.075 Precision Performance Motorsports	Huracán Super Trofeo EVO2	20	41'56.480	7.687	1.267	8 1'44.813
5	199 O'BRIEN Jordan (USA) ANSA MOTORSPORTS	ATAPATTU Ron (USA) 1'54.455 ANSA Motorsports	Huracán Super Trofeo EVO2	20	41'58.837	10.044	2.357	5 1'43.733
6	96 GIANNONI Raffaele (ITA) AUTOMOBILE TRICOLORE	Automobile Tricolore	Huracán Super Trofeo EVO2	20	42'04.096	15.303	5.259	6 1'45.951
7P	39 ABKAZAVA Shota (GEO) ARTLINE TEAM GEORGIA	Artline Team Georgia	Huracán Super Trofeo EVO2	20	42'04.495	15.702	0.399	9 1'46.295
8P	71 RYBA Martin (SVK) BRUTAL FISH RACING TEAM	Brutal Fish Racing Team	Huracán Super Trofeo EVO2	20	42'05.881	17.088	1.386	13 1'46.014
9	103 SELLARI Randy (USA) WAYNE TAYLOR RACING	Wayne Taylor Racing	Huracán Super Trofeo EVO2	20	42'08.784	19.991	2.903	9 1'46.416
10	21 RINDONE Gabriel (ITA) LEIPERT MOTORSPORT	Leipert Motorsport	Huracán Super Trofeo EVO2	20	42'09.605	20.812	0.821	13 1'45.766
11	109 SLIMP Wesley (USA) 1'47.616 TPC RACING	HOFFMAN Tyler (USA) TPC Racing	Huracán Super Trofeo EVO2	20	42'12.553	23.760	2.948	15 1'45.783
12P	2 FELIGIONI Pierre (FRA) 1'48.200 BOUENSEN RACING	DUBELLY Elie (FRA) Boutsen Racing	Huracán Super Trofeo EVO2	20	42'14.035	25.242	1.482	6 1'46.723
13P	97 KREBS Jurgen (CHE) LEIPERT MOTORSPORT	Leipert Motorsport	Huracán Super Trofeo EVO2	20	42'15.667	26.874	1.632	15 1'47.125
14	164 TAIT Thomas (USA) KPAX RACING	Flying Lizard Motorsports	Huracán Super Trofeo EVO2	20	42'18.591	29.798	2.924	11 1'47.052
15	5 MOCZULSKI Grzegorz (POL) 1'47.969 GT3 POLAND	LEWANDOWSKI Adrian (POL) GT3 Poland	Huracán Super Trofeo EVO2	20	42'19.391	30.598	0.800	15 1'47.747
16	69 BUTKEVICIUS Audrius (LTU) RD SIGNS RACING TEAM	BATRAKS Arturs (LVA) 1'47.631 RD Signs Racing Team	Huracán Super Trofeo EVO2	20	42'20.269	31.476	0.878	10 1'47.530
17P	4 GOSSELIN Claude-Yves (FRA) 1'48.294 REXAL FFF RACING TEAM	ROSTAN Marc (FRA) Rexal FFF Racing Team	Huracán Super Trofeo EVO2	20	42'33.955	45.162	13.686	15 1'47.196
18P	13 GUERIN Stephan (FRA) STEPHAN GUERIN	Arkadia Racing	Huracán Super Trofeo EVO2	20	42'34.833	46.040	0.878	13 1'45.944
19	90 HARMSSEN Holger (DEU) GT3 POLAND	GT3 Poland	Huracán Super Trofeo EVO2	20	42'34.834	46.041	0.001	15 1'47.382
20P	63 LEIMER Cedric (CHE) CEDRIC LEIMER	Autovitesse	Huracán Super Trofeo EVO2	19	41'57.335	1 Lap	1 Lap	16 1'46.775
21	19 LEIMER Cyril (CHE) CYRIL LEIMER	Autovitesse	Huracán Super Trofeo EVO2	16	32'43.032	4 Laps	3 Laps	11 1'47.313
22	104 MENNELLA Michael (USA) MCR RACING	COLLINS Bart (USA) 1'48.466 MCR Racing	Huracán Super Trofeo EVO2	16	32'55.736	4 Laps	12.704	7 1'48.082
----- Not Classified -----								
RET	151 SENHORETI Claude (BRA) MCR RACING	MCR Racing	Huracán Super Trofeo EVO2	0				

Starting: 23 Classified: 22 Not Classified: 0 Retired: 1 Not Started: 0
 Fastest Lap N. 5 No. 199 Jordan O'Brien Time 1'43.733 Avg. 161,480 Km/h

Clerk of the Course : Delcio Santos

Race Director : Alain Adam

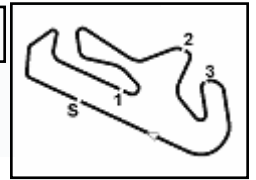
05/11/2022 Start 14:43 End 15:34

Powered by FICr Perugia Timing

ROGER DUBUIS



GRAND FINALS

8.2

Portimao 4.653 m

2 / 2

Lamborghini Super Trofeo - Grand Finals - Portimao Grand Finals AM + LC - Result by Class Race 1

LC Cup

Laps 20 = 93,060 km - Avg 132,113 km/h - Race Time 42'15.830

No.	Driver 1 Entrant	Driver 2 Team	Car	Laps	Time	Gap	Rel.	Fastest Lap
1	114 STEWART Slade (USA) KPAX RACING	Flying Lizard Motorsports	Huracán Super Trofeo EVO2	20	42'15.830		11	1'47.072
2	26 SEMOULIN Francois (BEL) 1'52.421 SCUDERIA TORNACUM	SEMOULIN Benoit (BEL) Semspeed	Huracán Super Trofeo EVO2	20	42'31.178	15.348	15.348	12 1'46.853
3	154 GAGNE KEATS Jason (USA) 1'55.687 DREAM RACING MOTORSPORT	MARTIN Charlie (GBR) Dream Racing Motorsport	Huracán Super Trofeo EVO2	20	42'31.673	15.843	0.495	8 1'46.887
4	98 VAN DER HORST Gerard (NLD) GERARD VAN DER HORST	Van der Horst Motorsport	Huracán Super Trofeo EVO2	20	42'33.705	17.875	2.032	8 1'47.689
5	118 TARI Tiger (USA) M1 RACING	NTE Sport	Huracán Super Trofeo EVO2	20	42'37.694	21.864	3.989	16 1'48.753
6P	8 PRIVITELIO Luciano (SMR) 1'54.099 REXAL FFF RACING TEAM	PRIVITELIO Donovan (FRA) Rexal FFF Racing Team	Huracán Super Trofeo EVO2	20	42'45.032	29.202	7.338	13 1'45.526
7	113 LEVY Ofir (USA) 1'49.591 US RACETRONICS	HIRSHBERG Jon (USA) US RaceTronics	Huracán Super Trofeo EVO2	19	41'49.939	1 Lap	1 Lap	7 1'49.251
8	22 WAGNER Kurt (DEU) 1'52.611 MICANEK MOTORSPORT ACCR	DVORACEK Libor (CZE) Micanek Motorsport ACCR	Huracán Super Trofeo EVO2	19	41'50.473	1 Lap	0.534	14 1'48.829
9P	189 ROBERTS Fred (CAN) M1 RACING	NTE Sport	Huracán Super Trofeo EVO2	19	42'06.300	1 Lap	15.827	7 1'48.171
10	77 HERNANDEZ ORTEGA Alfredo (MEX) ALFREDO HERNANDEZ ORTEGA	BDR Competition	Huracán Super Trofeo EVO2	19	42'10.511	1 Lap	4.211	14 1'53.262
11	72 PRABAKARAN Kumar (MYS) REXAL FFF RACING TEAM	Rexal FFF Racing Team	Huracán Super Trofeo EVO2	18	41'58.076	2 Laps	1 Lap	6 1'55.378
12	102 GROSSBERG Alan (USA) DREAM RACING MOTORSPORT	Dream Racing Motorsport	Huracán Super Trofeo EVO2	17	42'00.118	3 Laps	1 Lap	9 1'53.671
----- Not Classified -----								
RET	88 FABRI Hans (NLD) IMPERIALE RACING	Imperiale Racing	Huracán Super Trofeo EVO2	13	28'31.205	7 Laps		10 1'52.639

Starting: 13 Classified: 12 Not Classified: 0 Retired: 1 Not Started: 0

Fastest Lap N. 13 No. 8 Donovan Privitelio Time 1'45.526 Avg. 158,736 Km/h

Humidity:	58%	AIR	22°C
Condition:	DRY	Track	31°C

Clerk of the Course : Delcio Santos

Race Director : Alain Adam

05/11/2022	Start 14:43	End 15:34
------------	----------------	--------------

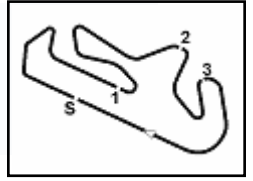
Powered by FICr Perugia Timing

ROGER DUBUIS



GRAND FINALS

8.3



Portimao 4.653 m

Lamborghini Super Trofeo - Grand Finals - Portimao

Grand Finals AM + LC - Lap Chart Race 1

	Lap																			
	1	2	3	4	5	6	7	8	9	10	11	12	13	14	15	16	17	18	19	20
1	199	199	199	199	199	199	199	199	199	199	199	199	199	199	199	60	60	60	60	60
2	148	148	148	60	60	60	60	60	60	60	60	60	13	120	120	148	148	148	148	148
3	60	60	60	148	148	148	148	148	148	148	119	119	120	8	8	119	119	119	119	119
4	119	119	119	119	119	119	119	119	119	119	119	148	13	8	13	154	199	13	13	13
5	96	96	96	96	96	96	96	96	96	96	96	13	120	39	154	114	13	120	120	120
6	13	13	13	13	13	13	13	13	13	13	13	120	8	103	114	26	120	199	199	199
7	120	120	120	120	120	120	120	120	120	120	8	39	154	103	60	8	39	39	39	39
8	154	154	154	154	154	8	8	8	8	8	39	103	19	19	148	39	96	96	96	96
9	8	8	8	8	8	154	154	39	39	154	154	114	26	119	96	8	8	8	8	
10	2	2	2	2	2	2	2	39	154	154	2	19	26	60	13	71	71	71	71	
11	114	114	114	114	114	39	39	2	2	2	96	114	164	148	96	103	103	103	103	
12	97	97	97	97	39	114	19	103	103	103	103	164	109	119	39	21	21	21	21	
13	103	103	103	19	19	19	103	19	19	19	2	98	96	2	90	2	109	109	109	
14	19	19	19	39	103	103	114	114	114	114	26	118	39	71	2	109	2	2	2	
15	104	104	104	103	97	97	97	90	90	90	90	90	60	2	103	97	97	97	97	
16	39	39	39	104	90	90	90	71	71	164	164	109	148	71	19	154	114	114	114	
17	90	90	90	104	71	71	164	164	97	97	98	119	21	21	114	164	164	164	164	
18	164	164	164	71	71	164	164	97	97	21	26	97	96	90	90	109	90	5	5	
19	71	71	71	164	164	104	104	104	104	26	69	69	2	97	97	164	5	69	69	
20	26	26	26	26	26	26	26	26	26	104	109	118	71	164	164	26	69	26	26	
21	189	189	189	189	189	189	189	189	21	69	21	113	90	109	109	19	154	154	154	
22	69	69	69	69	69	69	69	69	69	109	98	148	21	69	5	5	26	4	4	
23	5	5	5	5	5	21	21	21	109	71	104	63	97	5	69	69	4	98	98	
24	109	109	109	109	109	5	5	5	5	5	5	96	69	98	98	98	98	90	90	
25	98	98	98	4	21	109	109	109	4	98	113	71	5	4	4	4	118	118	118	
26	4	4	4	21	4	4	4	4	98	4	118	21	4	104	104	104	113	113	113	
27	88	88	88	98	98	98	98	98	113	113	189	5	104	118	118	118	22	22	22	
28	21	21	21	88	113	113	113	113	118	118	88	104	189	189	113	113	63	63	63	
29	113	113	113	113	88	118	118	118	88	88	63	4	113	113	22	22	189	189	189	
30	118	118	118	118	118	88	88	88	22	189	77	189	22	22	189	63	77	77	77	
31	102	102	102	63	63	63	22	22	189	22	71	22	63	63	63	189	72	72		
32	72	72	72	102	22	22	102	102	102	102	4	88	88	77	77	77	102			
33	22	22	22	22	102	102	77	77	77	77	102	77	77	72	72	72				
34	77	77	77	77	77	77	63	63	63	63	22	72	72	102	102	102				
35	63	63	63	72	72	72	72	72	72	72	72	102	102							

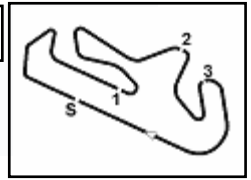
Final Result			
1	60	VSR	Laps 20
2	148	PPM	2.687
3	119	MCR RACING	3.946
4	120	DREAM RACING MOT	6.420
5	199	ANSA MOTORSPORT	10.044
6	96	AUTOMOBILE TRICO	15.303
7	39	ARTLINE TEAM GEO	15.702
8	71	BRUTAL FISH RACIN	17.088
9	103	WAYNE TAYLOR RAC	19.991
10	21	LEIPERT MOTORSP	20.812
11	109	TPC RACING	23.760
12	2	BOUTSEN RACING (P	25.242
13	97	LEIPERT MOTORSP	26.874
14	114	KPAX RACING	27.037
15	164	KPAX RACING	29.798
16	5	GT3 POLAND	30.598
17	69	RD SIGNS RACING T	31.476
18	26	SCUDERIA TORNACU	42.385
19	154	DREAM RACING MOT	42.880
20	98	GERARD VAN DER H	44.912
21	4	REXAL FFF RACING	45.162
22	13	STEPHAN GUERIN (P	46.040
23	90	GT3 POLAND	46.041
24	118	M1 RACING	48.901
25	8	REXAL FFF RACING	56.239
26	113	US RACETRONICS	1 Lap
27	22	MICANEK MOTORSP	1 Lap
28	63	CEDRIC LEIMER (P)	1 Lap
29	189	M1 RACING (P)	1 Lap
30	77	ALFREDO HERNAND	1 Lap
31	72	REXAL FFF RACING	2 Laps
32	102	DREAM RACING MOT	3 Laps
33	19	CYRIL LEIMER	4 Laps
34	104	MCR RACING	4 Laps
RET	88	IMPERIALE RACING	7 Laps
RET	151	MCR RACING	



SQUADRA CORSE

GRAND FINALS

8.4



Portimao 4.653 m

Lamborghini Super Trofeo - Grand Finals - Portimao Grand Finals AM + LC - Sectors and Speed Race 1

RESULTS

			Laps
1	60 VSR	Huracán Super Trofeo EVO2	20
2	148 PPM	Huracán Super Trofeo EVO2	2,687
3	119 MCR RACING	Huracán Super Trofeo EVO2	3,946
4	120 DREAM RACING MOTORSP	Huracán Super Trofeo EVO2	6,420
5	199 ANSA MOTORSPORTS	Huracán Super Trofeo EVO2	10,044
6	96 AUTOMOBILE TRICOLORE	Huracán Super Trofeo EVO2	15,303
7	39 ARTLINE TEAM GEORGIA	Huracán Super Trofeo EVO2	15,702
8	71 BRUTAL FISH RACING TEAM	Huracán Super Trofeo EVO2	17,088
9	103 WAYNE TAYLOR RACING	Huracán Super Trofeo EVO2	19,991
10	21 LEIPERT MOTORSPORT	Huracán Super Trofeo EVO2	20,812
11	109 TPC RACING	Huracán Super Trofeo EVO2	23,760
12	2 BOUTSEN RACING	Huracán Super Trofeo EVO2	25,242
13	97 LEIPERT MOTORSPORT	Huracán Super Trofeo EVO2	26,874
14	114 KPAX RACING	Huracán Super Trofeo EVO2	27,037
15	164 KPAX RACING	Huracán Super Trofeo EVO2	29,798
16	5 GT3 POLAND	Huracán Super Trofeo EVO2	30,598
17	69 RD SIGNS RACING TEAM	Huracán Super Trofeo EVO2	31,476
18	26 SCUDERIA TORNACUM	Huracán Super Trofeo EVO2	42,385
19	154 DREAM RACING MOTORSP	Huracán Super Trofeo EVO2	42,880
20	98 GERARD VAN DER HORST	Huracán Super Trofeo EVO2	44,912
21	4 REXAL FFF RACING TEAM	Huracán Super Trofeo EVO2	45,162
22	13 STEPHAN GUERIN	Huracán Super Trofeo EVO2	46,040
23	90 GT3 POLAND	Huracán Super Trofeo EVO2	46,041
24	118 M1 RACING	Huracán Super Trofeo EVO2	48,901
25	8 REXAL FFF RACING TEAM	Huracán Super Trofeo EVO2	56,239
26	113 US RACETRONICS	Huracán Super Trofeo EVO2	1 Lap
27	22 MICANEK MOTORSPORT AC	Huracán Super Trofeo EVO2	1 Lap
28	63 CEDRIC LEIMER	Huracán Super Trofeo EVO2	1 Lap
29	189 M1 RACING	Huracán Super Trofeo EVO2	1 Lap
30	77 ALFREDO HERNANDEZ ORT	Huracán Super Trofeo EVO2	1 Lap
31	72 REXAL FFF RACING TEAM	Huracán Super Trofeo EVO2	2 Laps
32	102 DREAM RACING MOTORSP	Huracán Super Trofeo EVO2	3 Laps
33	19 CYRIL LEIMER	Huracán Super Trofeo EVO2	4 Laps
34	104 MCR RACING	Huracán Super Trofeo EVO2	4 Laps
RET	88 IMPERIALE RACING	Huracán Super Trofeo EVO2	7 Laps
RET	151 MCR RACING	Huracán Super Trofeo EVO2	

SPEED

1	5 GT3 POLAND	Huracán Super Trofeo EVO2	282,0
2	60 VSR	Huracán Super Trofeo EVO2	281,3
3	19 CYRIL LEIMER	Huracán Super Trofeo EVO2	279,1
4	96 AUTOMOBILE TRICOLORE	Huracán Super Trofeo EVO2	278,4
5	97 LEIPERT MOTORSPORT	Huracán Super Trofeo EVO2	278,4
6	71 BRUTAL FISH RACING TEAM	Huracán Super Trofeo EVO2	278,4
7	21 LEIPERT MOTORSPORT	Huracán Super Trofeo EVO2	278,4
8	13 STEPHAN GUERIN	Huracán Super Trofeo EVO2	278,4
9	4 REXAL FFF RACING TEAM	Huracán Super Trofeo EVO2	278,4
10	103 WAYNE TAYLOR RACING	Huracán Super Trofeo EVO2	278,4
11	63 CEDRIC LEIMER	Huracán Super Trofeo EVO2	277,6
12	69 RD SIGNS RACING TEAM	Huracán Super Trofeo EVO2	277,6
13	90 GT3 POLAND	Huracán Super Trofeo EVO2	277,6
14	154 DREAM RACING MOTORSP	Huracán Super Trofeo EVO2	277,6
15	164 KPAX RACING	Huracán Super Trofeo EVO2	277,6
16	199 ANSA MOTORSPORTS	Huracán Super Trofeo EVO2	277,6
17	114 KPAX RACING	Huracán Super Trofeo EVO2	276,9
18	8 REXAL FFF RACING TEAM	Huracán Super Trofeo EVO2	276,9
19	120 DREAM RACING MOTORSP	Huracán Super Trofeo EVO2	276,9
20	148 PPM	Huracán Super Trofeo EVO2	276,9
21	26 SCUDERIA TORNACUM	Huracán Super Trofeo EVO2	276,9
22	119 MCR RACING	Huracán Super Trofeo EVO2	275,5
23	2 BOUTSEN RACING	Huracán Super Trofeo EVO2	275,5
24	22 MICANEK MOTORSPORT AC	Huracán Super Trofeo EVO2	275,5
25	39 ARTLINE TEAM GEORGIA	Huracán Super Trofeo EVO2	275,5
26	109 TPC RACING	Huracán Super Trofeo EVO2	275,5
27	113 US RACETRONICS	Huracán Super Trofeo EVO2	274,8
28	98 GERARD VAN DER HORST	Huracán Super Trofeo EVO2	274,1
29	88 IMPERIALE RACING	Huracán Super Trofeo EVO2	273,4
30	118 M1 RACING	Huracán Super Trofeo EVO2	273,4
31	189 M1 RACING	Huracán Super Trofeo EVO2	273,4
32	77 ALFREDO HERNANDEZ ORT	Huracán Super Trofeo EVO2	272,7
33	104 MCR RACING	Huracán Super Trofeo EVO2	272,7
34	102 DREAM RACING MOTORSP	Huracán Super Trofeo EVO2	270,0
35	72 REXAL FFF RACING TEAM	Huracán Super Trofeo EVO2	267,3

SEG. 1

1	199 ANSA MOTORSPORTS	31.885
2	60 VSR	32.391
3	148 PPM	32.595
4	39 ARTLINE TEAM GEORG	32.675
5	119 MCR RACING	32.710
6	71 BRUTAL FISH RACING	32.726
7	13 STEPHAN GUERIN	32.728
8	21 LEIPERT MOTORSPOR	32.807
9	120 DREAM RACING MOTO	32.825
10	96 AUTOMOBILE TRICOLO	32.891
11	103 WAYNE TAYLOR RACIN	32.903
12	8 REXAL FFF RACING TE	32.917
13	26 SCUDERIA TORNACUM	32.950
14	97 LEIPERT MOTORSPOR	32.958
15	189 M1 RACING	32.997
16	164 KPAX RACING	32.998
17	90 GT3 POLAND	33.004
18	63 CEDRIC LEIMER	33.074
19	109 TPC RACING	33.111
20	19 CYRIL LEIMER	33.116
21	114 KPAX RACING	33.119
22	69 RD SIGNS RACING TEA	33.165
23	154 DREAM RACING MOTO	33.165
24	2 BOUTSEN RACING	33.235
25	5 GT3 POLAND	33.313
26	98 GERARD VAN DER HO	33.374
27	4 REXAL FFF RACING TE	33.412
28	104 MCR RACING	33.578
29	22 MICANEK MOTORSP	33.613
30	118 M1 RACING	33.696
31	113 US RACETRONICS	33.926
32	77 ALFREDO HERNANDE	34.667
33	88 IMPERIALE RACING	34.725
34	102 DREAM RACING MOTO	34.792
35	72 REXAL FFF RACING TE	35.358

SEG. 2

1	60 VSR	32.808
2	199 ANSA MOTORSPORTS	32.846
3	148 PPM	33.056
4	8 REXAL FFF RACING TE	33.214
5	96 AUTOMOBILE TRICOLO	33.256
6	109 TPC RACING	33.306
7	119 MCR RACING	33.326
8	21 LEIPERT MOTORSPOR	33.349
9	13 STEPHAN GUERIN	33.432
10	120 DREAM RACING MOTO	33.499
11	97 LEIPERT MOTORSPOR	33.567
12	69 RD SIGNS RACING TEA	33.648
13	103 WAYNE TAYLOR RACIN	33.649
14	39 ARTLINE TEAM GEORG	33.653
15	71 BRUTAL FISH RACING	33.655
16	19 CYRIL LEIMER	33.694
17	5 GT3 POLAND	33.743
18	26 SCUDERIA TORNACUM	33.761
19	104 MCR RACING	33.761
20	90 GT3 POLAND	33.816
21	2 BOUTSEN RACING	33.828
22	98 GERARD VAN DER HO	33.846
23	63 CEDRIC LEIMER	33.867
24	154 DREAM RACING MOTO	33.895
25	4 REXAL FFF RACING TE	33.910
26	164 KPAX RACING	33.987
27	189 M1 RACING	34.026
28	114 KPAX RACING	34.054
29	118 M1 RACING	34.553
30	22 MICANEK MOTORSP	34.854
31	113 US RACETRONICS	34.873
32	88 IMPERIALE RACING	35.597
33	77 ALFREDO HERNANDE	35.805
34	102 DREAM RACING MOTO	36.241
35	72 REXAL FFF RACING TE	36.284
36	151 MCR RACING	4'29.506

SEG. 3

1	199 ANSA MOTORSPORTS	20.864
2	148 PPM	21.034
3	109 TPC RACING	21.077
4	119 MCR RACING	21.150
5	13 STEPHAN GUERIN	21.156
6	60 VSR	21.323
7	97 LEIPERT MOTORSPOR	21.339
8	120 DREAM RACING MOTO	21.367
9	8 REXAL FFF RACING TE	21.385
10	104 MCR RACING	21.389
11	71 BRUTAL FISH RACING	21.416
12	154 DREAM RACING MOTO	21.417
13	69 RD SIGNS RACING TEA	21.492
14	21 LEIPERT MOTORSPOR	21.502
15	103 WAYNE TAYLOR RACIN	21.526
16	90 GT3 POLAND	21.556
17	2 BOUTSEN RACING	21.567
18	98 GERARD VAN DER HO	21.610
19	63 CEDRIC LEIMER	21.614
20	114 KPAX RACING	21.620
21	39 ARTLINE TEAM GEORG	21.675
22	4 REXAL FFF RACING TE	21.695
23	164 KPAX RACING	21.709
24	5 GT3 POLAND	21.718
25	96 AUTOMOBILE TRICOLO	21.720
26	26 SCUDERIA TORNACUM	21.754
27	22 MICANEK MOTORSP	21.785
28	19 CYRIL LEIMER	21.803
29	113 US RACETRONICS	21.846
30	189 M1 RACING	21.868
31	118 M1 RACING	22.000
32	88 IMPERIALE RACING	22.777
33	102 DREAM RACING MOTO	22.808
34	77 ALFREDO HERNANDE	22.951
35	72 REXAL FFF RACING TE	23.392

SEG. 4

1	199 ANSA MOTORSPORTS	17.384
2	60 VSR	17.521
3	148 PPM	17.654
4	119 MCR RACING	17.688
5	120 DREAM RACING MOTO	17.692
6	26 SCUDERIA TORNACUM	17.707
7	8 REXAL FFF RACING TE	17.732
8	71 BRUTAL FISH RACING	17.751
9	19 CYRIL LEIMER	17.771
10	21 LEIPERT MOTORSPOR	17.775
11	164 KPAX RACING	17.823
12	4 REXAL FFF RACING TE	17.824
13	103 WAYNE TAYLOR RACIN	17.886
14	5 GT3 POLAND	17.889
15	69 RD SIGNS RACING TEA	17.901
16	154 DREAM RACING MOTO	17.969
17	39 ARTLINE TEAM GEORG	17.986
18	114 KPAX RACING	17.991
19	90 GT3 POLAND	17.996
20	189 M1 RACING	17.996
21	2 BOUTSEN RACING	17.997
22	96 AUTOMOBILE TRICOLO	18.017
23	109 TPC RACING	18.018
24	97 LEIPERT MOTORSPOR	18.031
25	13 STEPHAN GUERIN	18.052
26	63 CEDRIC LEIMER	18.125
27	98 GERARD VAN DER HO	18.202
28	113 US RACETRONICS	18.220
29	104 MCR RACING	18.221
30	118 M1 RACING	18.331
31	22 MICANEK MOTORSP	18.504
32	77 ALFREDO HERNANDE	18.930
33	88 IMPERIALE RACING	19.005
34	72 REXAL FFF RACING TE	19.463
35	102 DREAM RACING MOTO	19.592

05/11/2022

Powered by FICr Perugia Timing

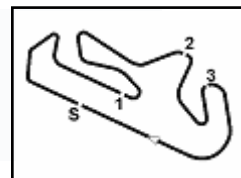
ROGER DUBUIS





GRAND FINALS

8.5



Lamborghini Super Trofeo - Grand Finals - Portimao

Grand Finals AM + LC - Analysis Race 1

Portimao 4.653 m

Start at 14:43'26.638

1 / 7

2 Boutsen Racing (1'46.723)

Lap	Seg.1	Seg.2	Seg.3	Seg.4	Lap Time	km/h	Local Time
Elie Dubelly							
1		36.100	22.054	18.507	1'56.342		14:45'22.980
2	57.632	57.087	30.664	26.335	2'51.718	164,6	14:48'14.698
3	52.643	50.604	28.657	26.226	2'38.130	172,8	14:50'52.828
4	34.853	34.239	21.960	18.290	1'49.342	268,7	14:52'42.170
5	33.505	34.058	21.964	17.997	1'47.524	273,4	14:54'29.694
6	33.235	33.886	21.567	18.035	1'46.723	274,8	14:56'16.417
7	33.633	34.131	21.736	18.138	1'47.638	274,8	14:58'04.055
8	33.364	34.445	22.015	18.057	1'47.881	275,5	14:59'51.936
9	33.502	33.953	21.820	18.169	1'47.444	274,8	15:01'39.380
10	33.530	33.828	22.081	18.004	1'47.443	274,8	15:03'26.823
11	33.514	33.888	21.645	18.203	1'47.250	274,8	15:05'14.073
12	34.398	35.223	22.250	26.358	1'58.229P	275,5	15:07'12.302
Pierre Feligioni							
13	2'00.911	34.307	22.228	18.568	3'16.014P		15:10'28.316
14	34.351	34.069	21.730	18.662	1'48.812	273,4	15:12'17.128
15	33.621	34.213	21.899	18.467	1'48.200	272,0	15:14'05.328
16	33.542	43.407	22.663	18.598	1'58.210	272,0	15:16'03.538
17	34.402	34.078	21.810	18.479	1'48.769	269,3	15:17'52.307
18	34.011	35.299	24.538	19.068	1'52.916	272,0	15:19'45.223
19	35.897	45.280	59.634	24.298	2'45.109	259,6	15:22'30.332
20	59.636	59.040	49.808	21.434	3'09.918	107,5	15:25'40.250
Race Time 42'13.612 + 0.423Pen							

4 Rexal FFF Racing Team (1'47.196)

Lap	Seg.1	Seg.2	Seg.3	Seg.4	Lap Time	km/h	Local Time
Claude-Yves Gosselin							
1		38.368	24.357	20.324	2'07.823		14:45'34.461
2	1'02.267	54.530	31.364	25.286	2'53.447	120,9	14:48'27.908
3	53.126	48.869	28.789	22.630	2'33.414	147,3	14:51'01.322
4	34.593	34.860	22.509	18.398	1'50.360	270,0	14:52'51.682
5	34.073	34.504	22.685	18.163	1'49.425	275,5	14:54'41.107
6	34.088	34.697	22.646	18.233	1'49.664	277,6	14:56'30.771
7	34.076	33.910	22.039	18.269	1'48.294	277,6	14:58'19.065
8	33.693	34.446	21.695	18.479	1'48.313	276,9	15:00'07.378
9	34.490	34.254	21.863	18.374	1'48.981	276,2	15:01'56.359
10	33.673	34.271	21.905	26.053	1'55.902P	276,2	15:03'52.261
Marc Rostan							
11	2'03.763	36.848	23.261	18.162	3'22.034P		15:07'14.295
12	33.443	34.213	22.453	18.281	1'48.390	275,5	15:09'02.685
13	35.535	35.655	22.445	18.653	1'52.288	274,8	15:10'54.973
14	33.654	34.259	22.039	17.824	1'47.776	275,5	15:12'42.749
15	33.605	34.047	21.704	17.840	1'47.196	278,4	15:14'29.945
16	33.810	34.484	21.902	17.963	1'48.159	276,2	15:16'18.104
17	34.750	34.101	22.944	17.860	1'49.655	274,8	15:18'07.759
18	33.412	34.232	25.349	19.651	1'52.644	276,9	15:20'00.403
19	37.465	37.515	1'11.148	21.050	2'47.178	223,6	15:22'47.581
20	53.835	1'02.142	52.872	23.113	3'11.962	135,8	15:25'59.543
Race Time 42'32.905 + 1.050Pen							

5 GT3 Poland (1'47.747)

Lap	Seg.1	Seg.2	Seg.3	Seg.4	Lap Time	km/h	Local Time
Grzegorz Moczulski							
1		37.334	23.192	20.176	2'05.359		14:45'31.997
2	1'02.010	54.262	31.187	25.679	2'53.138	112,4	14:48'25.135
3	53.299	49.431	28.992	22.883	2'34.605	150,0	14:50'59.740
4	34.736	35.216	22.882	17.964	1'50.798	274,1	14:52'50.538
5	33.931	34.716	22.568	18.158	1'49.373	274,8	14:54'39.911
6	33.993	34.603	23.192	18.222	1'50.010	276,2	14:56'29.921
7	33.500	34.182	22.250	18.166	1'48.098	276,9	14:58'18.019
8	33.313	34.392	22.271	17.993	1'47.969	274,8	15:00'05.988
9	35.212	34.327	22.063	17.978	1'49.580	282,0	15:01'55.568
10	33.581	34.556	22.015	17.893	1'48.045	278,4	15:03'43.613

11	33.328	35.105	22.430	25.751	1'56.614P	279,8	15:05'40.227
Adrian Lewandowski							
12	2'03.991	34.013	21.739	17.925	3'17.668P		15:08'57.895
13	34.691	33.747	21.773	17.889	1'48.100	275,5	15:10'45.995
14	33.372	34.173	22.027	19.192	1'48.764	278,4	15:12'34.759
15	33.532	34.131	21.718	18.366	1'47.747	271,4	15:14'22.506
16	33.738	33.743	21.879	18.405	1'47.765	272,7	15:16'10.271
17	33.316	34.152	22.492	18.106	1'48.066	273,4	15:17'58.337
18	33.530	35.257	26.015	19.394	1'54.196	277,6	15:19'52.533
19	35.922	42.232	1'04.357	21.769	2'44.280	266,7	15:22'36.813
20	58.173	59.842	49.746	21.455	3'09.216	133,5	15:25'46.029
Race Time 42'19.391							

8 Rexal FFF Racing Team (1'45.526)

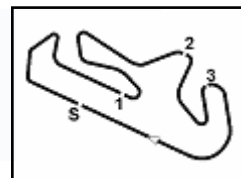
Lap	Seg.1	Seg.2	Seg.3	Seg.4	Lap Time	km/h	Local Time
Donovan Privitelio							
1		36.855	21.668	18.343	1'55.358		14:45'21.996
2	57.755	57.465	30.728	25.698	2'51.646	133,2	14:48'13.642
3	53.202	50.444	28.914	26.406	2'38.966	149,6	14:50'52.608
4	34.525	34.311	21.929	17.979	1'48.744	269,3	14:52'41.352
5	33.300	33.765	21.913	17.987	1'46.965	274,8	14:54'28.317
6	33.206	33.737	21.909	17.878	1'46.730	276,9	14:56'15.047
7	33.552	33.535	21.385	17.806	1'46.278	275,5	14:58'01.325
8	33.313	33.618	21.488	17.958	1'46.377	275,5	14:59'47.702
9	33.154	33.733	21.522	17.833	1'46.242	275,5	15:01'33.944
10	33.078	33.831	21.959	18.212	1'47.080	275,5	15:03'21.024
11	33.158	33.483	21.775	18.091	1'46.507	274,8	15:05'07.531
12	33.107	33.387	21.533	17.732	1'45.759	273,4	15:06'53.290
13	32.917	33.214	21.580	17.815	1'45.526	276,9	15:08'38.816
14	34.685	34.352	22.357	18.011	1'49.405	276,2	15:10'28.221
15	33.689	33.896	21.700	23.084	1'52.369P	276,2	15:12'20.590
Luciano Privitelio							
16	2'05.020	35.538	23.840	19.004	3'23.402P		15:15'43.992
17	36.392	35.870	22.868	18.969	1'54.099	270,7	15:17'38.091
18	35.184	36.589	26.069	19.564	1'57.406	271,4	15:19'35.497
19	37.686	46.567	56.379	26.684	2'47.316	227,8	15:22'22.813
20	1'00.918	59.205	46.618	22.116	3'08.857	126,6	15:25'31.670
Race Time 42'05.032 + 40.000Pen							

13 Stephan Guerin (1'45.944)

Lap	Seg.1	Seg.2	Seg.3	Seg.4	Lap Time	km/h	Local Time
Stephan Guerin							
1		34.486	21.638	20.107	1'51.777		14:45'18.415
2	58.976	57.652	30.087	26.730	2'53.445	120,5	14:48'11.860
3	52.867	50.783	28.996	26.876	2'39.522	159,5	14:50'51.382
4	33.842	34.053	21.742	18.197	1'47.834	268,0	14:52'39.216
5	33.089	33.976	21.259	18.072	1'46.396	275,5	14:54'25.612
6	33.132	33.932	21.344	18.069	1'46.477	276,9	14:56'12.089
7	32.738	33.581	21.579	18.052	1'45.950	276,9	14:57'58.039
8	32.883	33.577	21.410	18.184	1'46.054	278,4	14:59'44.093
9	32.950	33.696	21.569	18.124	1'46.339	275,5	15:01'30.432
10	33.579	33.731	21.660	18.195	1'47.165	276,9	15:03'17.597
11	33.663	33.726	21.156	18.168	1'46.713	275,5	15:05'04.310
12	32.728	33.776	21.412	18.176	1'46.092	276,9	15:06'50.402
13	32.802	33.471	21.547	18.124	1'45.944	275,5	15:08'36.346
14	32.849	33.855	21.648	24.061	1'52.413P	276,9	15:10'28.759
15	2'05.457	33.535	21.490	18.058	3'18.540P		15:13'47.299
16	33.605	33.432	21.279	18.262	1'46.578	275,5	15:15'33.877
17	32.876	33.713	21.744	18.454	1'46.787	275,5	15:17'20.664
18	33.866	34.464	22.403	23.924	1'54.657	274,8	15:19'15.321
19	34.330	1'00.809	52.185	30.638	2'57.962	259,0	15:22'13.283
20	1'01.718	58.203	43.225	25.042	3'08.188	103,3	15:25'21.471
Race Time 41'54.833 + 40.000Pen							



GRAND FINALS

8.5

Lamborghini Super Trofeo - Grand Finals - Portimao

Grand Finals AM + LC - Analysis Race 1

Portimao 4.653 m

Start at 14:43'26.638

2 / 7

Cyril Leimer									
Lap	Seg.1	Seg.2	Seg.3	Seg.4	Lap Time	km/h	Local Time		
1	38.331	23.586	19.349	2'01.178	14:45'27.816	18	50.560	1'04.943	49.950
2	57.543	55.697	31.277	2'50.003	112,2 14:48'17.819	19	1'00.350	59.986	40.611
3	52.844	50.113	29.219	2'36.828	155,8 14:50'54.647			33.173	3'18.626
4	34.779	34.571	21.803	17.956	1'49.109	273,4	14:52'43.756	26.860	3'07.807
5	33.476	34.466	22.010	17.859	1'47.811	276,9	14:54'31.567		260,2
6	33.116	34.763	22.503	17.771	1'48.153	279,1	14:56'19.720		113,4
7	33.772	34.214	22.017	18.454	1'48.457	277,6	14:58'08.177		15:22'09.304
8	33.918	33.801	21.839	18.159	1'47.717	275,5	14:59'55.894		14:48'22.912
9	33.252	34.122	22.138	18.027	1'47.539	278,4	15:01'43.433		14:50'57.772
10	33.417	33.694	21.966	18.682	1'47.759	278,4	15:03'31.192		129,5
11	33.398	33.714	22.037	18.164	1'47.313	275,5	15:05'18.505		14:54'37.682
12	33.445	34.058	22.095	18.117	1'47.715	277,6	15:07'06.220		276,2
13	33.714	34.018	21.928	18.334	1'47.994	276,9	15:08'54.214		14:58'15.237
14	34.022	34.081	22.358	26.173	1'56.634P	276,9	15:10'50.848		275,5
15	2'06.373	33.935	21.921	18.197	3'20.426P		15:14'11.274		15:01'52.172
16	44.155	33.942	22.058	18.241	1'58.396	276,2	15:16'09.670		15:03'40.749
Race Time 32'43.032									

26 Scuderia Tornacum (1'46.853)

Lap	Seg.1	Seg.2	Seg.3	Seg.4	Lap Time	km/h	Local Time
Benoit Semoulin							
1		37.797	23.449	19.794	2'03.948		14:45'30.586
2	1'00.486	54.667	31.259	25.914	2'52.326	131,2	14:48'22.912
3	52.516	49.914	29.069	23.361	2'34.860	129,5	14:50'57.772
4	35.031	35.343	22.592	18.005	1'50.971	271,4	14:52'48.743
5	33.570	34.585	22.732	18.052	1'48.939	274,8	14:54'37.682
6	34.677	34.554	22.195	18.040	1'49.466	276,2	14:56'27.148
7	33.523	34.352	22.117	18.097	1'48.089	275,5	14:58'15.237
8	33.603	34.788	21.883	18.039	1'48.313	274,8	15:00'03.550
9	34.085	34.697	21.818	18.022	1'48.622	275,5	15:01'52.172
10	33.953	34.793	21.754	18.077	1'48.577	274,8	15:03'40.749
11	33.289	34.312	21.793	17.859	1'47.253	274,1	15:05'28.002
12	32.950	33.761	22.435	17.707	1'46.853	276,2	15:07'14.855
13	33.798	33.911	22.410	17.965	1'48.084	276,9	15:09'02.939
14	34.645	35.561	22.548	18.099	1'50.853	275,5	15:10'53.792
15	33.389	34.041	21.990	25.062	1'54.482P	274,1	15:12'48.274

Lap	Seg.1	Seg.2	Seg.3	Seg.4	Lap Time	km/h	Local Time
Francois Semoulin							
16	2'02.752	35.915	21.796	18.498	3'18.961P		15:16'07.235
17	34.154	35.932	25.283	19.034	1'54.403	276,2	15:18'01.638
18	34.261	35.518	23.342	19.300	1'52.421	274,8	15:19'54.059
19	36.074	42.193	1'11.630	19.465	2'49.362	247,1	15:22'43.421
20	55.877	1'02.454	52.829	23.235	3'14.395	117,8	15:25'57.816
Race Time 42'31.178							

39 Artline Team Georgia (1'46.295)

Lap	Seg.1	Seg.2	Seg.3	Seg.4	Lap Time	km/h	Local Time
Shota Abkazava							
1		37.120	22.933	19.835	2'02.303		14:45'28.941
2	58.378	55.016	31.545	24.990	2'49.929	105,4	14:48'18.870
3	52.937	50.332	29.557	24.354	2'37.180	147,5	14:50'56.050
4	34.274	34.327	21.783	18.128	1'48.512	270,7	14:52'44.562
5	33.018	33.686	21.839	18.038	1'46.581	274,8	14:54'31.143
6	32.855	33.897	21.681	18.063	1'46.496	274,8	14:56'17.639
7	32.859	34.133	21.854	18.104	1'46.950	275,5	14:58'04.589
8	32.953	33.671	21.709	18.119	1'46.452	274,1	14:59'51.041
9	32.693	33.710	21.745	18.147	1'46.295	274,1	15:01'37.336
10	33.062	34.423	22.001	18.023	1'47.509	273,4	15:03'24.845
11	32.853	33.765	21.832	18.353	1'46.803	274,8	15:05'11.648
12	32.717	34.491	22.089	17.986	1'47.283	274,1	15:06'58.931
13	32.830	33.981	22.169	24.382	1'53.362P	274,8	15:08'52.293
14	2'04.059	33.653	22.155	18.026	3'17.893P		15:12'10.186
15	32.900	33.852	21.912	18.214	1'46.878	274,8	15:13'57.064
16	33.131	34.129	21.675	18.306	1'47.241	272,7	15:15'44.305
17	33.580	33.889	21.917	18.296	1'47.682	272,7	15:17'31.987
18	32.675	33.978	28.176	20.894	1'55.723	273,4	15:19'27.710
19	41.865	47.738	54.594	28.784	2'52.981	179,4	15:22'20.691
20	1'01.061	58.490	46.424	22.163	3'08.138	124,1	15:25'28.829
Race Time 42'02.191 + 2.304Pen							

60 VSR (1'44.143)

Lap	Seg.1	Seg.2	Seg.3	Seg.4	Lap Time	km/h	Local Time
Andrzej Lewandowski							
1		34.246	21.510	18.613	1'48.566		14:45'15.204
2	59.501	57.645	30.307	26.407	2'53.860	119,6	14:48'09.064
3	52.836	51.361	29.504	26.900	2'40.601	135,2	14:50'49.665
4	33.741	33.182	21.342	17.745	1'46.010	272,0	14:52'35.675
5	32.414	32.808	21.392	17.529	1'44.143	277,6	14:54'19.818
6	32.547	33.016	21.492	17.583	1'44.638	276,2	14:56'04.456
7	32.498	32.990	21.344	17.521	1'44.353	278,4	14:57'48.809
8	32.391	32.917	21.344	17.686	1'44.338	279,1	14:59'33.147

21 Leipert Motorsport (1'45.766)

Lap	Seg.1	Seg.2	Seg.3	Seg.4	Lap Time	km/h	Local Time
Gabriel Rindone							
1		35.732	23.957	20.980	2'09.336		14:45'35.974
2	1'02.746	53.989	31.922	25.499	2'54.156	109,3	14:48'30.130
3	53.084	48.651	28.280	22.213	2'32.228	118,9	14:51'02.358
4	35.691	33.859	22.501	18.012	1'50.063	271,4	14:52'52.421
5	33.590	34.411	22.116	18.077	1'48.194	272,0	14:54'40.615
6	33.843	34.350	21.876	18.106	1'48.175	278,4	14:56'28.790
7	33.718	34.208	22.074	17.967	1'47.967	272,7	14:58'16.757
8	33.546	34.585	22.022	18.094	1'48.247	275,5	15:00'05.004
9	34.380	33.758	21.515	17.980	1'47.633	273,4	15:01'52.637
10	33.721	33.779	21.849	18.391	1'47.740	277,6	15:03'40.377
11	32.807	33.349	21.555	25.404	1'52.751P	273,4	15:05'33.128
12	2'04.688	33.642	21.502	18.003	3'17.835P		15:08'50.963
13	32.943	33.533	21.515	17.775	1'45.766	274,8	15:10'36.729
14	32.906	33.603	22.108	17.920	1'46.537	277,6	15:12'23.266
15	34.280	33.821	22.514	17.941	1'48.556	277,6	15:14'11.822
16	33.310	34.033	21.788	18.146	1'47.277	275,5	15:15'59.099
17	33.073	33.436	21.755	18.179	1'46.443	276,9	15:17'45.542
18	32.848	35.064	26.605	19.485	1'54.002	276,9	15:19'39.544
19	38.573	45.025	58.521	25.025	2'47.144	218,6	15:22'26.688
20	59.912	58.988	48.669	21.986	3'09.555	136,5	15:25'36.243
Race Time 42'09.605							

22 Micanek Motorsport ACCR (1'48.829)

Lap	Seg.1	Seg.2	Seg.3	Seg.4	Lap Time	km/h	Local Time
Kurt Wagner							
1		39.294	26.282	22.237	2'16.428		14:45'43.066
2	1'01.779	55.239	31.051	26.433	2'54.502	202,6	14:48'37.568
3	50.477	49.839	27.123	22.583	2'30.022	130,1	14:51'07.590
4	37.132	36.728	23.607	19.229	1'56.696	266,0	14:53'04.286
5	35.719	35.803	22.917	19.017	1'53.456	262,1	14:54'57.742
6	34.844	35.642	22.921	19.204	1'52.611	269,3	14:56'50.353
7	34.835	35.814	23.247	19.075	1'52.971	270,7	14:58'43.324
8	34.810	35.884	22.820	19.145	1'52.659	268,0	15:00'35.983
9	35.472	35.485	23.127	18.974	1'53.058	270,0	15:02'29.041
10	34.740	36.480	22.961	26.511	2'00.692P	272,0	15:04'29.733
Libor Dvoracek							
11	2'03.423	35.238	22.561	19.099	3'20.321P		15:07'50.054
12	34.320	35.178	22.384	18.816	1'50.698	271,4	15:09'40.752
13	33.679	35.420	22.267	18.850	1'50.216	272,7	15:11'30.968
14	33.627	34.854	21.844	18.504	1'48.829	273,4	15:13'19.797
15	33.915	34.888	21.785	18.545	1'49.133	275,5	15:15'08.930
16	33.613	35.244	21.894	18.652	1'49.403	272,7	15:16'58.333
17	34.687	35.190	23.613	18.855	1'52.345	269,3	15:18'50.678

05/11/2022

P = Pits In/Out - C = Lap Time Cancelled

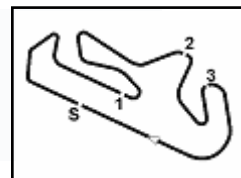
Powered by FICr Perugia Timing

ROGER DUBUIS



GRAND FINALS

8.5



Lamborghini Super Trofeo - Grand Finals - Portimao Grand Finals AM + LC - Analysis Race 1

Portimao 4.653 m

3 / 7

Start at 14:43'26.638

9	32.977	33.071	21.474	17.707	1'45.229	276,2	15:01'18.376
10	32.549	32.903	21.382	17.694	1'44.528	278,4	15:03'02.904
11	32.536	32.960	21.323	17.947	1'44.766	279,8	15:04'47.670
12	32.826	33.333	21.482	26.140	1'53.781P	281,3	15:06'41.451
13	2'02.516	33.261	21.795	17.858	3'15.430P		15:09'56.881
14	32.554	33.046	21.805	17.885	1'45.290	277,6	15:11'42.171
15	32.448	33.175	21.368	17.778	1'44.769	279,1	15:13'26.940
16	32.636	33.556	21.698	17.821	1'45.711	279,1	15:15'12.651
17	32.634	33.205	21.834	18.048	1'45.721	278,4	15:16'58.372
18	32.703	32.863	22.579	18.495	1'46.640	276,9	15:18'45.012
19	54.867	1'03.928	50.034	33.529	3'22.358	216,9	15:22'07.370
20	1'00.530	59.455	40.555	27.521	3'08.061	109,0	15:25'15.431
Race Time 41'48.793							

Martin Ryba

1	37.265	23.270	20.002	2'03.650			14:45'30.288
2	59.670	54.967	31.137	26.081	2'51.855	101,5	14:48'22.143
3	52.183	50.092	29.029	24.200	2'35.504	141,4	14:50'57.647
4	34.762	34.417	22.462	18.102	1'49.743	274,1	14:52'47.390
5	33.422	35.135	22.388	18.228	1'49.173	276,9	14:54'36.563
6	34.099	34.135	21.653	17.837	1'47.724	278,4	14:56'24.287
7	33.270	34.337	21.753	18.183	1'47.543	278,4	14:58'11.830
8	34.026	34.333	21.427	17.930	1'47.716	278,4	14:59'59.546
9	33.929	34.490	21.665	18.016	1'48.100	278,4	15:01'47.646
10	33.238	34.172	21.635	26.071	1'55.116P	277,6	15:03'42.762
11	2'04.724	34.563	21.777	17.751	3'18.815P		15:07'01.577
12	32.726	33.659	21.668	18.033	1'46.086	276,9	15:08'47.663
13	32.955	33.655	21.544	17.860	1'46.014	275,5	15:10'33.677
14	32.803	34.369	21.416	18.044	1'46.632	277,6	15:12'20.309
15	33.316	33.850	21.656	18.012	1'46.834	277,6	15:14'07.143
16	33.261	34.454	21.476	17.845	1'47.036	276,2	15:15'54.179
17	33.056	34.366	21.615	18.143	1'47.180	277,6	15:17'41.359
18	33.164	36.252	25.957	19.719	1'55.092	276,2	15:19'36.451
19	37.659	46.717	56.106	26.795	2'47.277	224,1	15:22'23.728
20	1'00.823	59.322	46.488	22.155	3'08.788	115,3	15:25'32.516
Race Time 42'05.878 + 0.003Pen							

63 Cedric Leimer (1'46.775)

Lap	Seg.1	Seg.2	Seg.3	Seg.4	Lap Time	km/h	Local Time
Cedric Leimer							
1		58.448	24.271	27.160	2'28.315P		14:45'54.953
2	1'39.516	35.292	22.430	18.913	2'56.151P		14:48'51.104
3	39.467	48.467	27.577	22.058	2'17.569	274,1	14:51'08.673
4	36.248	35.292	21.941	18.580	1'52.061	270,0	14:53'00.734
5	33.666	34.830	22.314	18.431	1'49.241	272,7	14:54'49.975
6	34.696	35.778	22.848	25.536	1'58.858P	261,5	14:56'48.833
7	1'02.223	34.906	22.410	18.488	2'18.027P		14:59'06.860
8	33.412	34.305	22.280	18.296	1'48.293	275,5	15:00'55.153
9	33.709	34.652	22.224	18.286	1'48.871	275,5	15:02'44.024
10	33.669	34.012	22.292	18.644	1'48.617	277,6	15:04'32.641
11	35.209	34.446	22.118	18.292	1'50.065	275,5	15:06'22.706
12	33.293	34.507	22.443	26.751	1'56.994P	277,6	15:08'19.700
13	2'05.498	35.333	22.083	18.428	3'21.342P		15:11'41.042
14	33.436	34.282	21.954	18.218	1'47.890	276,9	15:13'28.932
15	33.484	33.867	21.845	18.359	1'47.555	277,6	15:15'16.487
16	33.074	33.962	21.614	18.125	1'46.775	276,2	15:17'03.262
17	33.489	34.602	23.699	21.288	1'53.078	276,9	15:18'56.340
18	47.958	1'03.498	51.208	31.797	3'14.461	180,9	15:22'10.801
19	1'00.583	59.899	41.342	26.348	3'08.172	112,9	15:25'18.973
Race Time 41'52.335 + 5.000Pen							

72 Rexal FFF Racing Team (1'55.378)

Lap	Seg.1	Seg.2	Seg.3	Seg.4	Lap Time	km/h	Local Time
Kumar Prabakaran							
1		38.643	26.528	21.651	2'15.226		14:45'41.864
2	1'01.903	55.637	31.083	26.282	2'54.905	171,4	14:48'36.769
3	50.314	50.066	27.143	23.054	2'30.577	135,7	14:51'07.346
4	1'12.295	37.218	24.032	20.526	2'34.071	262,1	14:53'41.417
5	36.020	37.035	24.070	19.726	1'56.851	262,8	14:55'38.268
6	35.482	36.613	23.820	19.463	1'55.378	266,0	14:57'33.646
7	35.939	36.284	23.392	20.764	1'56.379	267,3	14:59'30.025
8	36.931	36.778	25.179	20.017	1'58.905	259,6	15:01'28.930
9	38.030	38.334	26.422	21.643	2'04.429	262,8	15:03'33.359
10	39.647	42.885	26.043	31.255	2'19.830P	260,9	15:05'53.189
11	2'09.272	37.687	24.494	20.439	3'31.892P		15:09'25.081
12	36.242	37.119	23.534	19.483	1'56.378	262,1	15:11'21.459
13	35.358	36.498	23.818	20.458	1'56.132	264,1	15:13'17.591
14	37.944	37.733	24.916	20.421	2'01.014	260,9	15:15'18.605
15	36.383	37.638	24.163	20.012	1'58.196	263,4	15:17'16.801
16	35.807	36.450	29.505	22.014	2'03.776	264,1	15:19'20.577
17	37.247	54.650	53.865	29.156	2'54.918	254,1	15:22'15.495
18	1'01.045	58.257	46.360	23.557	3'09.219	103,3	15:25'24.714
Race Time 41'58.076							

77 Alfredo Hernandez Ortega (1'53.262)

Lap	Seg.1	Seg.2	Seg.3	Seg.4	Lap Time	km/h	Local Time
Alfredo Hernandez Ortega							
1		39.529	26.461	21.930	2'17.122		14:45'43.760
2	1'01.699	55.499	30.975	26.956	2'55.129	209,7	14:48'38.889
3	50.100	49.415	27.692	22.315	2'29.522	130,8	14:51'08.411
4	37.512	36.837	23.464	19.240	1'57.053	269,3	14:53'05.464
5	35.145	37.349	23.791	19.660	1'55.945	272,7	14:55'01.409
6	35.577	36.596	23.378	19.328	1'54.879	270,0	14:56'56.288
7	35.505	36.605	23.442	18.930	1'54.482	270,7	14:58'50.770
8	35.238	36.517	23.303	19.111	1'54.169	272,0	15:00'44.939
9	35.328	36.125	23.086	19.147	1'53.686	268,0	15:02'38.625
10	34.913	36.760	22.951	19.231	1'53.855	270,7	15:04'32.480
11	36.062	38.461	23.220	27.633	2'05.376P	272,0	15:06'37.856
12	2'07.705	39.050	24.710	20.128	3'31.593P		15:10'09.449
13	35.301	36.289	23.689	19.424	1'54.703	267,3	15:12'04.152
14	34.667	35.805	23.146	19.644	1'53.262	270,7	15:13'57.414
15	35.123	36.565	23.518	19.299	1'54.505	268,7	15:15'51.919
16	34.909	36.776	23.579	19.598	1'54.862	270,0	15:17'46.781

71 Brutal Fish Racing Team (1'46.014)

Lap	Seg.1	Seg.2	Seg.3	Seg.4	Lap Time	km/h	Local Time
-----	-------	-------	-------	-------	----------	------	------------

05/11/2022

P = Pits In/Out - C = Lap Time Cancelled

Powered by FICr Perugia Timing

ROGER DUBUIS

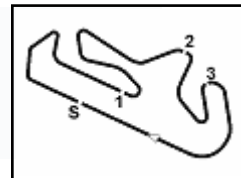




SUPER TROFEO

GRAND FINALS

8.5



Lamborghini Super Trofeo - Grand Finals - Portimao Grand Finals AM + LC - Analysis Race 1

Portimao 4.653 m

Start at 14:43'26.638

4 / 7

17	34.774	37.327	24.577	19.311	1'55.989	272,7	15:19'42.770	16	33.261	34.081	22.552	18.236	1'48.130	274,8	15:15'44.750
18	36.339	45.380	58.486	24.566	2'44.771	272,0	15:22'27.541	17	33.810	33.731	21.996	18.218	1'47.755	276,9	15:17'32.505
19	59.967	58.929	49.383	21.329	3'09.608	136,0	15:25'37.149	18	33.260	34.161	29.785	23.567	2'00.773	278,4	15:19'33.278
								19	38.780	46.148	54.714	28.925	2'48.567	222,2	15:22'21.845
								20	1'00.871	58.487	46.402	23.129	3'08.889	135,3	15:25'30.734

Race Time 42'10.511

Race Time 42'04.096

88 Imperiale Racing (1'52.639)

Lap	Seg.1	Seg.2	Seg.3	Seg.4	Lap Time	km/h	Local Time
Hans Fabri							
1		38.417	24.362	20.661	2'08.687		14:45'35.325
2	1'02.582	54.291	31.786	25.725	2'54.384	105,1	14:48'29.709
3	52.657	48.796	28.542	22.477	2'32.472	119,6	14:51'02.181
4	35.817	35.597	23.015	19.103	1'53.532	272,7	14:52'55.713
5	34.725	35.642	23.708	19.428	1'53.503	272,7	14:54'49.216
6	35.047	36.223	24.521	19.249	1'55.040	273,4	14:56'44.256
7	35.236	36.255	23.393	19.617	1'54.501	271,4	14:58'38.757
8	35.589	36.126	23.037	19.133	1'53.885	270,0	15:00'32.642
9	35.359	35.668	22.777	19.154	1'52.958	270,7	15:02'25.600
10	34.822	35.663	23.149	19.005	1'52.639	271,4	15:04'18.239
11	35.561	35.768	23.419	26.107	2'00.855P	272,0	15:06'19.094
12	2'07.763	36.100	23.119	19.418	3'26.400P		15:09'45.494
13	36.391	39.198	24.888	31.872	2'12.349P	268,0	15:11'57.843

Race Time 28'31.205

97 Leipert Motorsport (1'47.125)

Lap	Seg.1	Seg.2	Seg.3	Seg.4	Lap Time	km/h	Local Time
Jurgen Krebs							
1		36.777	22.436	19.680	1'59.163		14:45'25.801
2	57.648	56.302	30.742	25.959	2'50.651	133,3	14:48'16.452
3	52.553	50.536	28.506	25.557	2'37.152	162,2	14:50'53.604
4	35.091	34.552	21.989	18.234	1'49.866	271,4	14:52'43.470
5	36.377	34.644	21.692	18.375	1'51.088	278,4	14:54'34.558
6	33.580	34.109	21.704	18.527	1'47.920	277,6	14:56'22.478
7	33.733	34.585	21.551	18.792	1'48.661	275,5	14:58'11.139
8	34.781	35.590	21.688	18.246	1'50.305	276,9	15:00'01.444
9	33.542	34.049	21.748	18.138	1'47.477	277,6	15:01'48.921
10	33.759	34.193	21.918	18.404	1'48.274	278,4	15:03'37.195
11	33.506	33.938	21.617	18.169	1'47.230	276,2	15:05'24.425
12	32.958	35.759	24.332	25.625	1'58.674P	277,6	15:07'23.099
13	2'03.967	33.763	21.339	18.426	3'17.495P		15:10'40.594
14	33.941	34.321	21.566	18.060	1'47.888	276,2	15:12'28.482
15	33.806	33.567	21.567	18.185	1'47.125	277,6	15:14'15.607
16	33.405	33.946	22.698	18.031	1'48.080	276,9	15:16'03.687
17	33.569	35.243	22.226	18.186	1'49.224	278,4	15:17'52.911
18	33.698	36.973	24.762	19.106	1'54.539	274,1	15:19'47.450
19	35.040	45.516	1'00.223	23.918	2'44.697	270,7	15:22'32.147
20	59.107	59.419	50.002	21.288	3'09.816	111,1	15:25'41.963

Race Time 42'15.325 + 0.342Pen

90 GT3 Poland (1'47.382)

Lap	Seg.1	Seg.2	Seg.3	Seg.4	Lap Time	km/h	Local Time
Holger Harmsen							
1		36.948	25.338	19.302	2'02.524		14:45'29.162
2	59.208	54.921	31.250	25.196	2'50.575	96,8	14:48'19.737
3	53.001	50.211	29.195	24.700	2'37.107	149,4	14:50'56.844
4	34.685	34.740	22.240	18.254	1'49.919	274,8	14:52'46.763
5	33.898	34.869	22.100	18.530	1'49.397	274,8	14:54'36.160
6	33.321	34.386	21.768	18.297	1'47.772	274,1	14:56'23.932
7	33.407	34.206	21.682	18.256	1'47.551	274,8	14:58'11.483
8	33.540	34.197	21.556	18.202	1'47.495	277,6	14:59'58.978
9	33.332	33.985	22.114	18.423	1'47.854	270,7	15:01'46.832
10	33.004	34.165	22.065	18.271	1'47.505	273,4	15:03'34.337
11	33.390	34.124	22.042	18.409	1'47.965	275,5	15:05'22.302
12	33.738	34.488	22.454	25.820	1'56.500P	276,2	15:07'18.802
13	2'03.284	33.864	21.800	17.996	3'16.944P		15:10'35.746
14	33.235	34.449	23.261	18.365	1'49.310	277,6	15:12'25.056
15	33.397	33.816	22.163	18.006	1'47.382	274,8	15:14'12.438
16	33.327	35.233	22.770	18.182	1'49.512	274,8	15:16'01.950
17	33.112	34.371	21.958	25.949	1'55.390P	275,5	15:17'57.340
18	1'01.965	34.201	22.410	18.694	2'17.270P		15:20'14.610
19	33.790	34.319	1'06.316	20.188	2'34.613	274,8	15:22'49.223
20	53.890	1'02.563	53.433	22.363	3'12.249	121,6	15:26'01.472

Race Time 42'34.834

98 Gerard Van der Horst (1'47.689)

Lap	Seg.1	Seg.2	Seg.3	Seg.4	Lap Time	km/h	Local Time
Gerard Van der Horst							
1		38.358	24.144	20.312	2'07.236		14:45'33.874
2	1'02.519	54.361	31.381	25.270	2'53.531	128,3	14:48'27.405
3	53.059	49.006	28.816	22.973	2'33.854	151,9	14:51'01.259
4	35.769	34.776	23.288	18.646	1'52.479	269,3	14:52'53.738
5	33.944	34.264	22.731	18.800	1'49.739	268,7	14:54'43.477
6	33.707	34.594	22.230	18.435	1'48.966	272,0	14:56'32.443
7	33.614	34.265	21.917	18.324	1'48.120	272,0	14:58'20.563
8	33.661	34.005	21.821	18.202	1'47.689	271,4	15:00'08.252
9	34.273	34.372	22.029	18.404	1'49.078	274,1	15:01'57.330
10	33.598	34.295	22.080	18.434	1'48.407	272,0	15:03'45.737
11	33.374	34.186	22.134	18.389	1'48.083	271,4	15:05'33.820
12	33.626	33.846	21.984	18.630	1'48.086	274,1	15:07'21.906
13	33.627	34.249	21.610	26.759	1'56.245P	272,7	15:09'18.151
14	2'06.737	34.091	23.331	18.409	3'22.568P		15:12'40.719
15	33.729	34.177	22.049	18.606	1'48.561	272,0	15:14'29.280
16	34.050	34.066	21.878	18.566	1'48.560	270,0	15:16'17.840
17	35.414	34.418	23.355	18.582	1'51.769	274,1	15:18'09.609
18	33.837	34.550	23.703	19.394	1'51.484	271,4	15:20'01.093
19	37.465	37.739	1'11.471	20.871	2'47.546	223,6	15:22'48.639
20	53.734	1'02.535	53.282	22.153	3'11.704	131,9	15:26'00.343

Race Time 42'33.705

102 Dream Racing Motorsport (1'53.671)

Lap	Seg.1	Seg.2	Seg.3	Seg.4	Lap Time	km/h	Local Time
Alan Grossberg							
1		39.376	25.332	20.534	2'15.162		14:45'41.800
2	1'00.244	54.765	31.695	26.612	2'53.316	191,5	14:48'35.116
3	51.007	49.675	27.463	23.465	2'31.610	126,5	14:51'06.726
4	36.438	37.589	23.775	19.663	1'57.465	266,0	14:53'04.191
5	35.412	37.856	23.510	20.112	1'56.890	270,0	14:55'01.081
6	35.443	36.413	23.214	19.803	1'54.873	270,0	14:56'55.954

05/11/2022

P = Pits In/Out - C = Lap Time Cancelled

Powered by FICr Perugia Timing

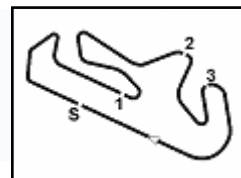
ROGER DUBUIS





GRAND FINALS

8.5



Lamborghini Super Trofeo - Grand Finals - Portimao

Grand Finals AM + LC - Analysis Race 1

Portimao 4.653 m

Start at 14:43'26.638

5 / 7

7	35.160	36.703	22.949	19.790	1'54.602	270,0	14:58'50.556	4	34.838	35.060	22.689	18.358	1'50.945	270,7	14:52'51.383
8	34.863	36.679	22.925	19.729	1'54.196	268,7	15:00'44.752	5	33.906	34.548	22.394	18.142	1'48.990	272,0	14:54'40.373
9	34.960	36.241	22.826	19.644	1'53.671	270,0	15:02'38.423	6	33.988	35.056	22.726	18.134	1'49.904	273,4	14:56'30.277
10	34.792	36.622	22.808	19.592	1'53.814	270,0	15:04'32.237	7	33.599	34.316	22.262	18.111	1'48.288	272,7	14:58'18.565
11	35.889	1'20.101	36.176	41.577	3'13.743P	268,0	15:07'45.980	8	33.568	34.414	21.878	18.158	1'48.018	275,5	15:00'06.583
12	3'18.817	38.477	41.088	21.025	4'59.407P		15:12'45.387	9	33.794	34.362	21.938	18.096	1'48.190	273,4	15:01'54.773
13	36.198	37.041	24.029	19.917	1'57.185	260,9	15:14'42.572	10	33.952	34.022	21.802	18.018	1'47.794	274,8	15:03'42.567
14	35.325	38.870	24.179	29.015	2'07.389P	268,7	15:16'49.961	11	33.471	35.646	22.272	18.074	1'49.463	275,5	15:05'32.030
15	1'06.657	38.746	28.913	22.250	2'36.566P		15:19'26.527	12	33.250	34.258	22.023	18.085	1'47.616	274,8	15:07'19.646
16	40.260	47.883	55.176	28.346	2'51.665	186,9	15:22'18.192	13	33.423	34.153	22.012	26.028	1'55.616P	274,8	15:09'15.262
17	1'00.501	58.539	46.693	22.831	3'08.564	105,0	15:25'26.756								

Race Time 42'00.118

103 Wayne Taylor Racing (1'46.416)

Lap	Seg.1	Seg.2	Seg.3	Seg.4	Lap Time	km/h	Local Time
Randy Sellari							
1		37.019	23.032	18.287	2'00.010		14:45'26.648
2	58.002	55.879	31.036	25.726	2'50.643	127,5	14:48'17.291
3	52.574	50.341	28.561	25.310	2'36.786	169,0	14:50'54.077
4	35.345	35.852	21.789	18.218	1'51.204	272,7	14:52'45.281
5	33.844	34.193	21.719	17.931	1'47.687	277,6	14:54'32.968
6	33.476	34.259	21.921	17.996	1'47.652	276,9	14:56'20.620
7	33.895	34.192	21.638	17.886	1'47.611	278,4	14:58'08.231
8	33.270	33.649	21.526	18.029	1'46.474	276,2	14:59'54.705
9	32.903	33.814	21.641	18.058	1'46.416	276,2	15:01'41.121
10	33.222	33.915	21.896	17.974	1'47.007	276,2	15:03'28.128
11	33.320	33.997	21.686	18.910	1'47.913	277,6	15:05'16.041
12	33.744	34.883	22.198	18.248	1'49.073	272,7	15:07'05.114
13	33.682	33.953	21.759	18.140	1'47.534	275,5	15:08'52.648
14	33.394	33.886	21.908	26.658	1'55.846P	276,9	15:10'48.494
15	2'05.111	34.457	22.177	18.084	3'19.829P		15:14'08.323
16	34.492	34.474	21.818	18.023	1'48.807	276,2	15:15'57.130
17	33.092	34.006	21.956	18.429	1'47.483	276,2	15:17'44.613
18	33.351	34.922	25.165	19.234	1'52.672	276,2	15:19'37.285
19	37.744	46.720	57.971	25.240	2'47.675	246,6	15:22'24.960
20	1'00.465	59.443	48.401	22.153	3'10.462	134,2	15:25'35.422

Race Time 42'08.784

104 MCR Racing (1'48.082)

Lap	Seg.1	Seg.2	Seg.3	Seg.4	Lap Time	km/h	Local Time
Michael Mennella							
1		37.398	23.059	18.934	2'01.290		14:45'27.928
2	58.277	55.468	31.379	25.294	2'50.418	126,0	14:48'18.346
3	52.911	50.305	29.440	24.787	2'37.443	160,2	14:50'55.789
4	35.358	34.665	22.240	18.312	1'50.575	267,3	14:52'46.364
5	34.041	34.751	22.893	18.327	1'50.012	272,7	14:54'36.376
6	35.506	34.579	22.057	18.221	1'50.363	272,7	14:56'26.739
7	33.624	34.306	21.904	18.248	1'48.082	272,7	14:58'14.821
8	33.578	34.581	21.389	18.766	1'48.314	272,0	15:00'03.135
9	34.056	34.664	21.656	18.313	1'48.689	269,3	15:01'51.824
10	33.668	34.364	21.744	19.196	1'48.972	271,4	15:03'40.796
11	34.178	35.977	21.750	26.124	1'58.029P	267,3	15:05'38.825
Bart Collins							
12	2'07.263	34.901	22.387	18.621	3'23.172P		15:09'01.997
13	35.269	35.772	22.471	19.804	1'53.316	270,0	15:10'55.313
14	33.932	34.446	22.296	19.058	1'49.732	269,3	15:12'45.045
15	33.976	34.340	22.203	18.344	1'48.863	269,3	15:14'33.908
16	33.770	34.484	21.932	18.280	1'48.466	270,0	15:16'22.374

Race Time 32'55.736

109 TPC Racing (1'45.783)

Lap	Seg.1	Seg.2	Seg.3	Seg.4	Lap Time	km/h	Local Time
Wesley Slimp							
1		39.603	24.332	20.379	2'06.703		14:45'33.341
2	1'01.726	54.361	31.233	25.727	2'53.047	129,8	14:48'26.388
3	52.995	49.066	29.083	22.906	2'34.050	159,5	14:51'00.438

05/11/2022

P = Pits In/Out - C = Lap Time Cancelled

14	2'02.979	33.918	22.051	18.408	3'17.356P		15:12'32.618
15	33.361	33.306	21.077	18.039	1'45.783	269,3	15:14'18.401
16	33.111	34.267	21.402	18.198	1'46.978	272,7	15:16'05.379
17	34.034	33.454	21.541	18.107	1'47.136	270,7	15:17'52.515
18	33.275	34.554	23.743	19.651	1'51.223	271,4	15:19'43.738
19	36.699	44.840	58.879	25.417	2'45.835	266,7	15:22'29.573
20	59.622	58.337	50.026	21.633	3'09.618	124,3	15:25'39.191

Tyler Hoffman

113 US RaceTronics (1'49.251)

Lap	Seg.1	Seg.2	Seg.3	Seg.4	Lap Time	km/h	Local Time
Jon Hirshberg							
1		38.272	24.603	20.976	2'09.814		14:45'36.452
2	1'03.736	54.184	31.379	25.509	2'54.808	111,7	14:48'31.260
3	52.980	48.372	28.834	21.301	2'31.487	131,4	14:51'02.747
4	36.080	35.311	22.789	19.026	1'53.206	272,7	14:52'55.953
5	35.058	35.486	23.157	18.541	1'52.242	271,4	14:54'48.195
6	33.965	35.551	22.033	18.491	1'50.040	274,1	14:56'38.235
7	34.130	34.942	21.846	18.333	1'49.251	272,7	14:58'27.486
8	33.978	34.873	21.919	18.510	1'49.280	273,4	15:00'16.766
9	34.680	35.029	21.939	18.472	1'50.120	272,7	15:02'06.886
10	34.457	35.030	22.092	18.323	1'49.902	271,4	15:03'56.788
11	34.248	34.876	21.946	18.484	1'49.554	274,8	15:05'46.342
12	33.926	35.261	22.300	30.170	2'01.657P	273,4	15:07'47.999
Ofir Levy							
13	2'22.750	36.676	22.159	18.404	3'39.989P		15:11'27.988
14	34.197	35.138	22.356	18.220	1'49.911	272,7	15:13'17.899
15	34.263	34.897	22.088	18.343	1'49.591	274,1	15:15'07.490
16	34.301	35.418	22.041	18.280	1'50.040	272,7	15:16'57.530
17	34.651	35.628	23.020	18.388	1'51.687	272,0	15:18'49.217
18	51.245	1'04.235	50.269	33.397	3'19.146	274,1	15:22'08.363
19	1'00.314	59.897	40.792	27.211	3'08.214	108,9	15:25'16.577

Race Time 41'49.939

114 Kpax Racing (1'47.072)

Lap	Seg.1	Seg.2	Seg.3	Seg.4	Lap Time	km/h	Local Time
Slade Stewart							
1		36.678	22.236	18.395	1'57.154		14:45'23.792
2	58.424	56.384	30.565	26.239	2'51.612	132,0	14:48'15.404
3	52.815	50.506	28.608	25.671	2'37.600	154,1	14:50'53.004
4	35.065	34.765	21.711	18.142	1'49.683	260,2	14:52'42.687
5	33.233	34.760	21.786	17.991	1'47.770	274,8	14:54'30.457
6	33.119	35.659	21.933	18.093	1'48.804	276,2	14:56'19.261
7	35.009	35.002	21.902	18.096	1'50.009	274,8	14:58'09.270
8	33.314	34.116	21.846	17.991	1'47.267	276,9	14:59'56.537
9	33.195	34.214	21.770	18.173	1'47.352	275,5	15:01'43.889
10	33.389	34.054	21.799	18.595	1'47.837	275,5	15:03'31.726
11	33.171	34.168	21.643	18.090	1'47.072	276,2	15:05'18.798
12	33.743	34.428	21.620	18.233	1'48.024	276,9	15:07'06.822
13	33.397	34.620	21.900	18.128	1'48.045	276,9	15:08'54.867
14	34.257	34.122	21.767	18.548	1'48.694	276,9	15:10'43.561
15	33.970	34.270	21.992	26.126	1'56.358P	275,5	15:12'39.919
16	2'05.118	36.360	24.302	19.373	3'25.153P		15:16'05.072
17	34.156	35.092	21.876	18.286	1'49.410	275,5	15:17'54.482

Powered by FICr Perugia Timing

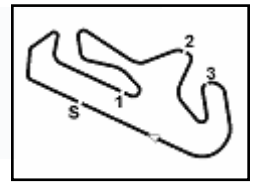
ROGER DUBUIS





GRAND FINALS

8.5



Lamborghini Super Trofeo - Grand Finals - Portimao Grand Finals AM + LC - Analysis Race 1

Portimao 4.653 m

Start at 14:43'26.638

6 / 7

18	33.823	36.201	24.927	19.106	1'54.057	276,2	15:19'48.539	9	33.044	33.581	21.642	17.963	1'46.230	272,7	15:01'30.736
19	35.495	44.818	1'02.198	21.847	2'44.358	236,3	15:22'32.897	10	33.699	33.935	21.929	17.755	1'47.318	273,4	15:03'18.054
20	59.664	59.755	49.159	20.993	3'09.571	97,6	15:25'42.468	11	33.781	34.048	21.715	17.765	1'47.309	274,8	15:05'05.363
								12	32.825	33.821	21.546	17.733	1'45.925	276,9	15:06'51.288

Race Time 42'15.830

118 M1 Racing (1'48.753)

Lap	Seg.1	Seg.2	Seg.3	Seg.4	Lap Time	km/h	Local Time
Tiger Tari							
1		38.258	24.229	21.050	2'10.855		14:45'37.493
2	1'03.646	54.438	31.940	26.503	2'56.527	104,0	14:48'34.020
3	51.029	48.212	28.801	22.061	2'30.103	132,2	14:51'04.123
4	35.809	35.421	22.714	18.871	1'52.815	267,3	14:52'56.938
5	34.715	35.432	23.250	19.266	1'52.663	270,7	14:54'49.601
6	34.921	36.529	23.174	18.888	1'53.512	270,0	14:56'43.113
7	34.266	35.539	22.201	19.021	1'51.027	270,0	14:58'34.140
8	33.964	34.672	22.287	18.612	1'49.535	270,0	15:00'23.675
9	35.300	35.423	22.305	18.803	1'51.831	270,7	15:02'15.506
10	33.886	34.862	22.392	18.544	1'49.684	270,0	15:04'05.190
11	33.924	34.857	22.078	18.555	1'49.414	272,7	15:05'54.604
12	34.042	34.769	22.187	18.364	1'49.362	273,4	15:07'43.966
13	33.696	35.055	22.420	26.644	1'57.815P	271,4	15:09'41.781
14	2'08.414	35.162	22.278	18.716	3'24.570P		15:13'06.351
15	34.314	35.453	22.476	18.528	1'50.771	270,0	15:14'57.122
16	33.869	34.553	22.000	18.331	1'48.753	271,4	15:16'45.875
17	33.704	34.852	28.640	19.968	1'57.164	272,0	15:18'43.039
18	39.414	36.630	27.444	19.782	2'03.270	260,2	15:20'46.309
19	35.350	36.457	33.665	19.760	2'05.232	266,7	15:22'51.541
20	53.425	1'03.400	54.490	21.476	3'12.791	130,9	15:26'04.332

Race Time 42'37.694

119 MCR Racing (1'45.206)

Lap	Seg.1	Seg.2	Seg.3	Seg.4	Lap Time	km/h	Local Time
Shehan Chandrasoma							
1		34.714	21.507	18.435	1'48.809		14:45'15.447
2	59.758	57.837	30.193	26.823	2'54.611	120,4	14:48'10.058
3	52.337	51.498	29.331	27.172	2'40.338	160,7	14:50'50.396
4	33.428	34.180	21.539	17.772	1'46.919	269,3	14:52'37.315
5	33.132	33.468	21.194	17.779	1'45.573	274,8	14:54'22.888
6	32.812	33.439	21.150	17.852	1'45.253	275,5	14:56'08.141
7	32.803	33.326	21.249	17.828	1'45.206	274,1	14:57'53.347
8	32.846	33.441	21.350	17.759	1'45.396	274,8	14:59'38.743
9	33.057	33.593	21.159	17.777	1'45.586	274,1	15:01'24.329
10	32.866	33.561	21.291	17.817	1'45.535	273,4	15:03'09.864
11	32.710	33.572	21.290	17.818	1'45.390	275,5	15:04'55.254
12	33.091	34.065	21.170	24.659	1'52.985P	273,4	15:06'48.239
13	2'04.348	33.547	21.287	17.908	3'17.090P		15:10'05.329
14	33.050	33.602	21.350	17.910	1'45.912	274,8	15:11'51.241
15	32.827	33.544	21.378	17.688	1'45.437	274,1	15:13'36.678
16	32.971	33.546	21.324	17.790	1'45.631	274,8	15:15'22.309
17	32.967	33.902	21.497	17.885	1'46.251	274,8	15:17'08.560
18	32.859	33.700	22.514	18.952	1'48.025	274,1	15:18'56.585
19	48.213	1'03.807	51.280	31.404	3'14.704	176,5	15:22'11.289
20	1'00.647	1'00.114	41.226	26.101	3'08.088	99,5	15:25'19.377

Race Time 41'52.739

120 Dream Racing Motorsport (1'45.701)

Lap	Seg.1	Seg.2	Seg.3	Seg.4	Lap Time	km/h	Local Time
Alex Au							
1		34.325	21.788	19.555	1'52.096		14:45'18.734
2	59.332	57.672	30.364	26.164	2'53.532	115,4	14:48'12.266
3	53.254	50.492	28.835	26.704	2'39.285	155,2	14:50'51.551
4	34.122	34.093	21.628	18.107	1'47.950	272,7	14:52'39.501
5	33.150	34.161	21.607	17.920	1'46.838	276,2	14:54'26.339
6	33.077	33.663	21.784	17.692	1'46.216	276,2	14:56'12.555
7	33.030	33.542	21.419	17.997	1'45.988	273,4	14:57'58.543
8	32.969	33.603	21.478	17.913	1'45.963	274,1	14:59'44.506

05/11/2022

P = Pits In/Out - C = Lap Time Cancelled

148 PPM (1'44.813)

Lap	Seg.1	Seg.2	Seg.3	Seg.4	Lap Time	km/h	Local Time
David Staab							
1		34.049	21.423	18.602	1'47.933		14:45'14.571
2	59.328	57.674	30.417	26.123	2'53.542	126,3	14:48'08.113
3	52.968	51.574	29.607	26.908	2'41.057	127,1	14:50'49.170
4	34.441	33.907	21.448	17.887	1'47.683	269,3	14:52'36.853
5	32.835	33.363	21.173	17.667	1'45.038	275,5	14:54'21.891
6	32.790	33.272	21.098	17.740	1'44.900	276,9	14:56'06.791
7	32.905	33.354	21.040	17.654	1'44.953	276,2	14:57'51.744
8	32.595	33.416	21.034	17.768	1'44.813	276,9	14:59'36.557
9	32.950	33.893	21.297	17.817	1'45.957	275,5	15:01'22.514
10	32.876	33.279	21.055	17.881	1'45.091	274,8	15:03'07.605
11	33.033	33.803	21.434	24.369	1'52.639P	276,2	15:05'00.244

Race Time 41'51.480 + 5.000Pen

Nikko Reger

12	2'02.658	33.954	21.571	17.819	3'16.002P		15:08'16.246
13	32.896	34.029	21.309	17.660	1'45.894	275,5	15:10'02.140
14	32.737	33.269	21.468	18.142	1'45.616	276,2	15:11'47.756
15	32.997	33.205	21.312	17.672	1'45.186	272,0	15:13'32.942
16	33.547	33.286	21.522	17.682	1'46.037	275,5	15:15'18.979
17	32.919	33.056	21.337	17.763	1'45.075	274,8	15:17'04.054
18	32.869	33.651	22.628	18.105	1'47.253	276,2	15:18'51.307
19	51.184	1'04.313	50.704	32.443	3'18.644	248,8	15:22'09.951
20	1'00.599	59.649	41.096	26.823	3'08.167	108,4	15:25'18.118

Race Time 41'51.480 + 5.000Pen

154 Dream Racing Motorsport (1'46.887)

Lap	Seg.1	Seg.2	Seg.3	Seg.4	Lap Time	km/h	Local Time
Charlie Martin							
1		35.071	22.179	18.063	1'53.565		14:45'20.203
2	58.683	57.619	30.409	25.930	2'52.641	118,3	14:48'12.844
3	53.333	50.538	28.798	26.634	2'39.303	176,8	14:50'52.147
4	34.491	34.240	21.740	18.099	1'48.570	271,4	14:52'40.717
5	33.357	33.895	21.603	18.050	1'46.905	275,5	14:54'27.622
6	33.201	33.945	21.872	18.205	1'47.223	276,2	14:56'14.845
7	34.543	34.259	21.417	17.969	1'48.188	275,5	14:58'03.033
8	33.239	34.026	21.504	18.118	1'46.887	276,9	14:59'49.920
9	33.165	34.069	22.546	18.109	1'47.889	275,5	15:01'37.809
10	33.369	34.606	22.283	18.109	1'48.367	276,2	15:03'26.176
11	33.258	34.024	21.726	18.037	1'47.045	276,9	15:05'13.221
12	34.982	36.155	23.025	18.159	1'52.321	277,6	15:07'05.542
13	33.566	34.408	21.713	18.297	1'47.984	276,2	15:08'53.526
14	34.101	33.930	22.611	18.134	1'48.776	276,9	15:10'42.302
15	33.270	34.740	22.214	25.236	1'55.460P	277,6	15:12'37.762

Race Time 42'31.673

Jason Gagne Keats

16	2'05.850	37.183	24.651	19.529	3'27.213P		15:16'04.975
17	35.746	36.138	24.450	19.353	1'55.687	273,4	15:18'00.662
18	35.148	38.409	25.896	19.782	1'59.235	270,0	15:19'59.897
19	37.253	37.573	1'10.250	20.131	2'45.207	219,1	15:22'45.104
20	55.038	1'02.309	52.929	22.931	3'13.207	126,3	15:25'58.311

Powered by FICr Perugia Timing

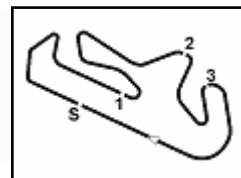
ROGER DUBUIS





GRAND FINALS

8.5



Lamborghini Super Trofeo - Grand Finals - Portimao

Grand Finals AM + LC - Analysis Race 1

Portimao 4.653 m

Start at 14:43'26.638

7 / 7

164 Kpax Racing (1'47.052)								14	32.593	33.553	21.334	17.471	1'44.951	276.2	15:09'59.689
Lap	Seg.1	Seg.2	Seg.3	Seg.4	Lap Time	km/h	Local Time	15	32.679	33.228	21.156	24.547	1'51.610P	277,6	15:11'51.299
Thomas Tait								16	2'16.160	37.110	23.097	19.600	3'35.967P		15:15'27.266
Ron Atapattu								17	35.283	36.730	23.536	18.906	1'54.455	270,0	15:17'21.721
1		36.533	25.572	19.678	2'02.854		14:45'29.492	18	34.913	36.480	26.126	21.802	1'59.321	272,0	15:19'21.042
2	59.759	55.049	30.948	25.277	2'51.033	117,1	14:48'20.525	19	37.771	54.666	54.806	28.413	2'55.656	244,9	15:22'16.698
3	52.986	50.264	29.029	24.366	2'36.645	140,4	14:50'57.170	20	1'00.818	58.599	46.032	23.328	3'08.777	98,4	15:25'25.475
4	35.123	35.507	22.071	18.122	1'50.823	270,0	14:52'47.993								Race Time 41'58.837
5	33.542	35.119	22.432	18.010	1'49.103	274,8	14:54'37.096								
6	34.028	34.426	22.037	17.842	1'48.333	276,9	14:56'25.429								
7	33.127	34.383	21.967	17.932	1'47.409	274,8	14:58'12.838								
8	33.265	34.802	21.709	17.823	1'47.599	274,8	15:00'00.437								
9	33.303	34.808	21.812	18.003	1'47.926	275,5	15:01'48.363								
10	33.350	34.565	21.814	18.036	1'47.765	274,8	15:03'36.128								
11	33.332	33.987	21.791	17.942	1'47.052	274,8	15:05'23.180								
12	33.398	34.954	22.086	18.044	1'48.482	276,2	15:07'11.662								
13	34.869	35.216	22.125	25.970	1'58.180P	274,8	15:09'09.842								
14	2'04.754	35.304	21.909	18.076	3'20.043P		15:12'29.885								
15	32.998	34.503	21.855	18.244	1'47.600	274,1	15:14'17.485								
16	33.784	34.485	22.251	18.289	1'48.809	273,4	15:16'06.294								
17	34.702	34.545	21.817	18.052	1'49.116	277,6	15:17'55.410								
18	33.450	37.250	26.409	19.592	1'56.701	276,2	15:19'52.111								
19	35.503	42.375	1'03.983	22.274	2'44.135	252,9	15:22'36.246								
20	57.782	59.726	49.702	21.773	3'08.983	127,2	15:25'45.229								

189 M1 Racing (1'48.171)							
Lap	Seg.1	Seg.2	Seg.3	Seg.4	Lap Time	km/h	Local Time
Fred Roberts							
1		37.891	23.116	19.568	2'04.212		14:45'30.850
2	1'01.516	54.671	30.949	25.928	2'53.064	108,1	14:48'23.914
3	52.801	49.545	29.384	22.847	2'34.577	129,7	14:50'58.491
4	35.173	35.132	22.506	18.214	1'51.025	270,0	14:52'49.516
5	33.853	34.453	22.349	18.383	1'49.038	272,0	14:54'38.554
6	34.449	34.521	22.113	18.114	1'49.197	272,7	14:56'27.751
7	33.433	34.343	22.205	18.190	1'48.171	272,7	14:58'15.922
8	33.750	34.450	21.980	18.441	1'48.621	273,4	15:00'04.543
9	1'09.545	34.877	22.253	18.304	2'24.979	271,4	15:02'29.522
10	34.454	34.941	21.961	17.996	1'49.352	272,0	15:04'18.874
11	34.343	34.403	21.893	25.203	1'55.842P	273,4	15:06'14.716
12	2'06.472	34.026	22.242	18.372	3'21.112P		15:09'35.828
13	34.713	34.997	22.333	18.076	1'50.119	271,4	15:11'25.947
14	33.465	34.254	23.799	18.544	1'50.062	272,0	15:13'16.009
15	33.334	34.119	22.057	26.044	1'55.554P	271,4	15:15'11.563
16	1'04.145	34.116	21.868	18.245	2'18.374P		15:17'29.937
17	32.997	34.779	27.700	21.414	1'56.890	272,0	15:19'26.827
18	40.267	49.188	54.713	28.843	2'53.011	184,3	15:22'19.838
19	1'00.766	58.772	45.138	23.424	3'08.100	117,4	15:25'27.938

199 ANSA Motorsports (1'43.733)							
Lap	Seg.1	Seg.2	Seg.3	Seg.4	Lap Time	km/h	Local Time
Jordan O'Brien							
1		33.287	20.937	20.027	1'46.136		14:45'12.774
2	59.889	57.972	30.736	25.965	2'54.562	129,0	14:48'07.336
3	53.001	51.327	29.266	27.518	2'41.112	130,4	14:50'48.448
4	32.996	33.043	20.864	17.488	1'44.391	266,7	14:52'32.839
5	32.444	32.846	21.017	17.426	1'43.733	274,1	14:54'16.572
6	32.370	32.923	20.978	17.495	1'43.766	275,5	14:56'00.338
7	32.487	33.174	21.014	17.384	1'44.059	275,5	14:57'44.397
8	32.316	32.927	21.158	17.648	1'44.049	276,2	14:59'28.446
9	32.574	33.215	21.088	17.456	1'44.333	274,8	15:01'12.779
10	32.635	33.117	21.110	17.586	1'44.448	275,5	15:02'57.227
11	32.748	33.370	21.185	17.449	1'44.752	276,2	15:04'41.979
12	32.449	34.770	21.378	18.127	1'46.724	276,9	15:06'28.703
13	33.527	33.712	21.156	17.640	1'46.035	275,5	15:08'14.738

05/11/2022

P = Pits In/Out - C = Lap Time Cancelled

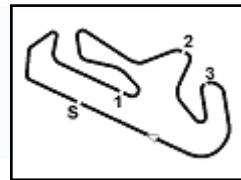
Powered by FICr Perugia Timing

ROGER DUBUIS





GRAND FINALS



Lamborghini Super Trofeo - Grand Finals - Portimao Grand Finals AM + LC - Pit Times Race 1

Portimao 4.653 m

Start: 14:43'26.638 1: 15:03'26.638 / 15:13'26.638

No.	Entrant	Driver	Race Time	Local Time	Pit Time	Ref. Time	Difference	Penalty	
2	Boutsen Racing	E.DUBELLY	Pit IN	23'40.252	15:07'06.890				
		P.FELIGIONI	PIT OUT	25'14.111	15:08'40.749	1'33.859 (1)	1'34.000	0.141	0.423
4	Rexal FFF Racing Team	C.GOSSELIN	Pit IN	20'20.459	15:03'47.097				
		M.ROSTAN	PIT OUT	21'54.109	15:05'20.747	1'33.650 (1)	1'34.000	0.350	1.050
5	GT3 Poland	G.MOCZULSKI	Pit IN	22'08.329	15:05'34.967				
		A.LEWANDOWSKI	PIT OUT	23'44.870	15:07'11.508	1'36.541 (1)	1'34.000		
8	Rexal FFF Racing Team	D.PRIVITELIO	Pit IN	28'49.135	15:12'15.773				
		L.PRIVITELIO	PIT OUT	30'25.192	15:13'51.830	1'36.057 (1)	1'34.000		
13	Stephan Guerin	S.GUERIN	Pit IN	26'57.726	15:10'24.364				
			PIT OUT	28'36.040	15:12'02.678	1'38.314 (1)	1'37.000		
19	Cyril Leimer	C.LEIMER	Pit IN	27'18.894	15:10'45.532				
			PIT OUT	28'58.751	15:12'25.389	1'39.857 (1)	1'37.000		
21	Leipert Motorsport	G.RINDONE	Pit IN	22'01.320	15:05'27.958				
			PIT OUT	23'38.683	15:07'05.321	1'37.363 (1)	1'37.000		
22	Micane Motorsport ACCR	K.WAGNER	Pit IN	20'57.772	15:04'24.410				
		L.DVORACEK	PIT OUT	22'33.566	15:06'00.204	1'35.794 (1)	1'34.000		
26	Scuderia Tornacum	B.SEMOULIN	Pit IN	29'16.573	15:12'43.211				
		F.SEMOULIN	PIT OUT	30'51.980	15:14'18.618	1'35.407 (1)	1'34.000		
39	Artline Team Georgia	S.ABKAZAVA	Pit IN	25'20.499	15:08'47.137				
			PIT OUT	26'56.731	15:10'23.369	1'36.232 (1)	1'37.000	0.768	2.304
60	VSR	A.LEWANDOWSKI	Pit IN	23'09.300	15:06'35.938				
			PIT OUT	24'46.301	15:08'12.939	1'37.001 (1)	1'37.000		
63	Cedric Leimer	C.LEIMER	Pit IN	2'23.187	14:45'49.825				
			PIT OUT	3'35.232	14:47'01.870	1'12.045			
			Pit IN	13'16.867	14:56'43.505				
			PIT OUT	13'52.619	14:57'19.257	35.752			
			Pit IN	24'47.670	15:08'14.308				
			PIT OUT	26'26.208	15:09'52.846	1'38.538 (1)	1'37.000		
69	RD Signs Racing Team	A.BUTKEVICIUS	Pit IN	23'55.272	15:07'21.910				
		A.BATRAKS	PIT OUT	25'30.205	15:08'56.843	1'34.933 (1)	1'34.000		
71	Brutal Fish Racing Team	M.RYBA	Pit IN	20'11.150	15:03'37.788				
			PIT OUT	21'48.149	15:05'14.787	1'36.999 (1)	1'37.000	0.001	0.003
72	Rexal FFF Racing Team	K.PRABAKARAN	Pit IN	22'21.141	15:05'47.779				
			PIT OUT	24'00.775	15:07'27.413	1'39.634 (1)	1'37.000		
77	Alfredo Hernandez Ortega	A.HERNANDEZ ORTEGA	Pit IN	23'06.218	15:06'32.856				
			PIT OUT	24'44.212	15:08'10.850	1'37.994 (1)	1'37.000		
88	Imperiale Racing	H.FABRI	Pit IN	22'46.773	15:06'13.411				
			PIT OUT	24'25.348	15:07'51.986	1'38.575 (1)	1'37.000		
			Pit IN	28'25.217	15:11'51.855				
90	GT3 Poland	H.HARMSSEN	Pit IN	23'46.825	15:07'13.463				
			PIT OUT	25'23.957	15:08'50.595	1'37.132 (1)	1'37.000		
			Pit IN	34'25.268	15:17'51.906	35.568			
96	Automobile Tricolore	R.GIANNONI	Pit IN	21'42.137	15:05'08.775				
			PIT OUT	23'20.759	15:06'47.397	1'38.622 (1)	1'37.000		
97	Leipert Motorsport	J.KREBS	Pit IN	23'51.310	15:07'17.948				
			PIT OUT	25'28.196	15:08'54.834	1'36.886 (1)	1'37.000	0.114	0.342
98	Gerard Van der Horst	G.VAN DER HORST	Pit IN	25'45.970	15:09'12.608				
			PIT OUT	27'25.260	15:10'51.898	1'39.290 (1)	1'37.000		

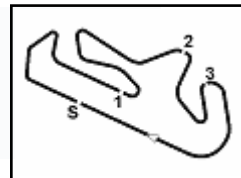
Powered by FICr Perugia Timing

ROGER DUBUIS





GRAND FINALS



Lamborghini Super Trofeo - Grand Finals - Portimao Grand Finals AM + LC - Pit Times Race 1

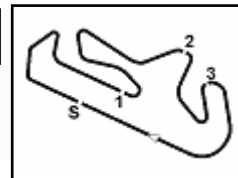
Portimao 4.653 m

Start: 14:43'26.638 1: 15:03'26.638 / 15:13'26.638

No.	Entrant	Driver		Race Time	Local Time	Pit Time	Ref. Time	Difference	Penalty
102	Dream Racing Motorsport	A.GROSSBERG	Pit IN	24'13.630	15:07'40.268				
			PIT OUT	27'00.631	15:10'27.269	2'47.001	(1)	1'37.000	
			Pit IN	33'17.482	15:16'44.120				
			PIT OUT	33'53.181	15:17'19.819	35.699			
103	Wayne Taylor Racing	R.SELLARI	Pit IN	27'16.767	15:10'43.405				
			PIT OUT	28'54.386	15:12'21.024	1'37.619	(1)	1'37.000	
104	MCR Racing	M.MENNELLA B.COLLINS	Pit IN	22'06.917	15:05'33.555				
			PIT OUT	23'46.366	15:07'13.004	1'39.449	(1)	1'34.000	
109	TPC Racing	W.SLIMP T.HOFFMAN	Pit IN	25'43.362	15:09'10.000				
			PIT OUT	27'19.307	15:10'45.945	1'35.945	(1)	1'34.000	
113	US RaceTronics	J.HIRSHBERG O.LEVY	Pit IN	24'14.891	15:07'41.529				
			PIT OUT	26'10.096	15:09'36.734	1'55.205	(1)	1'34.000	
114	Kpax Racing	S.STEWART	Pit IN	29'08.058	15:12'34.696				
			PIT OUT	30'45.795	15:14'12.433	1'37.737	(1)	1'37.000	
118	M1 Racing	T.TARI	Pit IN	26'09.749	15:09'36.387				
			PIT OUT	27'49.644	15:11'16.282	1'39.895	(1)	1'37.000	
119	MCR Racing	S.CHANDRASOMA	Pit IN	23'16.359	15:06'42.997				
			PIT OUT	24'54.388	15:08'21.026	1'38.029	(1)	1'37.000	
120	Dream Racing Motorsport	A.AU	Pit IN	28'45.674	15:12'12.312				
			PIT OUT	30'22.769	15:13'49.407	1'37.095	(1)	1'37.000	
148	PPM	D.STAAB N.REGER	Pit IN	21'28.353	15:04'54.991				
			PIT OUT	23'03.968	15:06'30.606	1'35.615	(1)	1'34.000	
154	Dream Racing Motorsport	C.MARTIN J.GAGNE KEATS	Pit IN	29'05.600	15:12'32.238				
			PIT OUT	30'41.650	15:14'08.288	1'36.050	(1)	1'34.000	
164	Kpax Racing	T.TAIT	Pit IN	25'37.870	15:09'04.508				
			PIT OUT	27'15.093	15:10'41.731	1'37.223	(1)	1'37.000	
189	M1 Racing	F.ROBERTS	Pit IN	22'42.599	15:06'09.237				
			PIT OUT	24'21.818	15:07'48.456	1'39.219	(1)	1'37.000	
			Pit IN	31'39.452	15:15'06.090				
			PIT OUT	32'15.754	15:15'42.392	36.302			
199	ANSA Motorsports	J.O'BRIEN R.ATAPATTU	Pit IN	28'18.762	15:11'45.400				
			PIT OUT	30'03.373	15:13'30.011	1'44.611	(1)	1'34.000	
151	MCR Racing	Claude Senhoreti							



GRAND FINALS

8.6**AM-LC**

Portimao 4.653 m

Lamborghini Super Trofeo - Grand Finals - Portimao Grand Finals AM + LC - Championship Standings

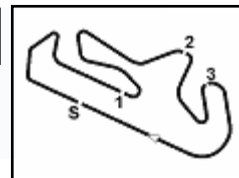
				AM Cup				
No.	Driver 1 Entrant	Driver 2 Team	Points	Qual.1	Qual.2	Race 1	Race 2	
1	60 LEWANDOWSKI Andrzej (POL) VSR	VSR	15	0	0	15		
2	119 CHANDRASOMA Shehan (USA) MCR Racing	MCR Racing	12	0	0	12		
3	120 AU Alex (HKG) Dream Racing Motorsport	Dream Racing Motorsport	10	0	0	10		
4	148 STAAB David (USA) PPM	REGER Nikko (USA) Precision Performance Motorsports	9	0	1	8		
5	199 O'BRIEN Jordan (USA) ANSA Motorsports	ATAPATTU Ron (USA) ANSA Motorsports	7	1	0	6		
6	96 GIANNONI Raffaele (ITA) Automobile Tricolore	Automobile Tricolore	5	0	0	5		
7	39 ABKAZAVA Shota (GEO) Artline Team Georgia	Artline Team Georgia	4	0	0	4		
8	71 RYBA Martin (SVK) Brutal Fish Racing Team	Brutal Fish Racing Team	3	0	0	3		
9	103 SELLARI Randy (USA) Wayne Taylor Racing	Wayne Taylor Racing	2	0	0	2		
10	21 RINDONE Gabriel (ITA) Leipert Motorsport	Leipert Motorsport	1	0	0	1		

				LC Cup				
No.	Driver 1 Entrant	Driver 2 Team	Points	Qual.1	Qual.2	Race 1	Race 2	
1	114 STEWART Slade (USA) Kpax Racing	Flying Lizard Motorsports	15	0	0	15		
2	26 SEMOULIN Francois (BEL) Scuderia Tornacum	SEMOULIN Benoît (BEL) Semspeed	12	0	0	12		
3	154 GAGNE KEATS Jason (USA) Dream Racing Motorsport	MARTIN Charlie (GBR) Dream Racing Motorsport	11	1	0	10		
4	98 VAN DER HORST Gerard (NLD) Gerard Van der Horst	Van der Horst Motorsport	9	0	1	8		
5	118 TARI Tiger (USA) M1 Racing	NTE Sport	6	0	0	6		
6	8 PRIVITELIO Luciano (SMR) Rexal FFF Racing Team	PRIVITELIO Donovan (FRA) Rexal FFF Racing Team	5	0	0	5		
7	113 LEVY Ofir (USA) US RaceTronics	HIRSHBERG Jon (USA) US RaceTronics	4	0	0	4		
8	22 WAGNER Kurt (DEU) MicaneK Motorsport ACCR	DVORACEK Libor (CZE) MicaneK Motorsport ACCR	3	0	0	3		
9	189 ROBERTS Fred (CAN) M1 Racing	NTE Sport	2	0	0	2		
10	77 HERNANDEZ ORTEGA Alfredo (MEX) Alfredo Hernandez Ortega	BDR Competition	1	0	0	1		



GRAND FINALS

8.10



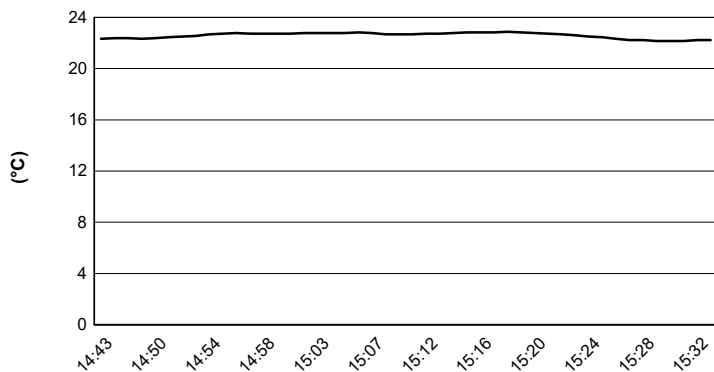
Portimao 4.653 m

Lamborghini Super Trofeo - Grand Finals - Portimao

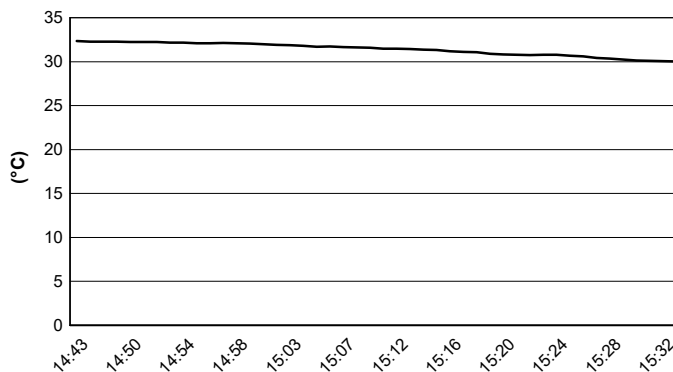
Grand Finals AM + LC - Weather Report Race 1

Session started 14:44 - Session ended 15:34

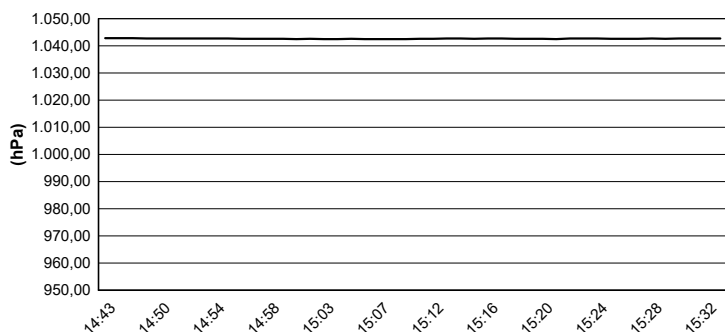
Air Temperature



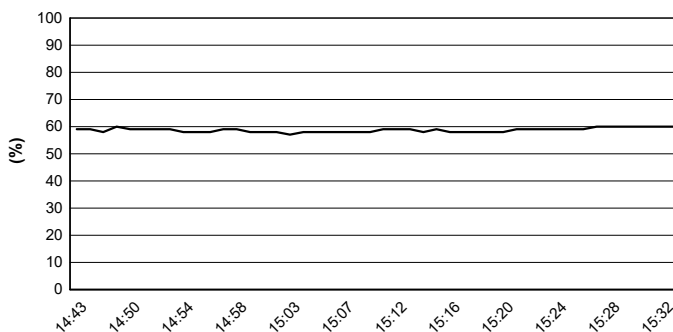
Track Temperature



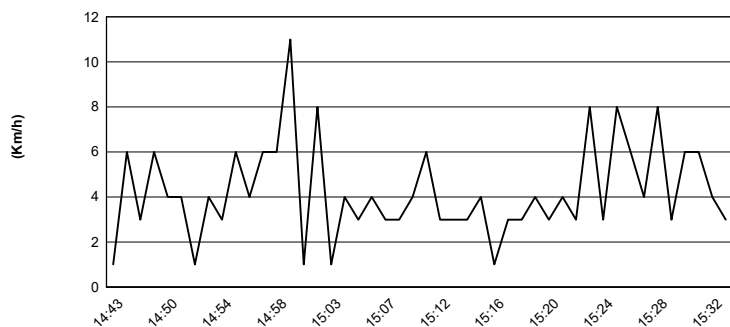
Air Pressure



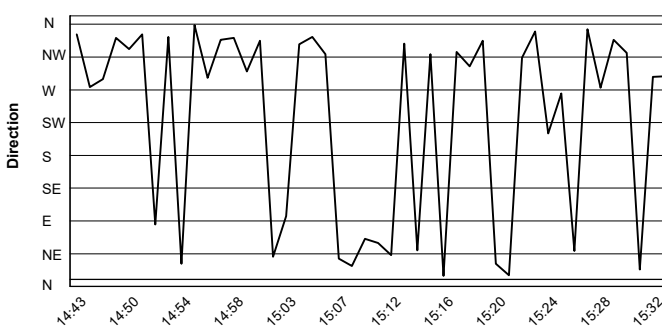
Humidity



Wind Speed



Wind Direction



05/11/2022

Powered by FICr Perugia Timing

ROGER DUBUIS

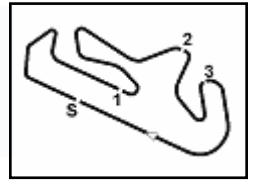




SCUDERIA CORSE

GRAND FINALS

8.11



Portimao 4.653 m

Lamborghini Super Trofeo - Grand Finals - Portimao Grand Finals AM + LC - Starting Grid Race 1 (Duration: 50')

18	72	PRABAKARAN K. Rexal FFF Racing Team	Lamborghini 1'55.366	102	GROSSBERG A. Dream Racing Motorsport	Lamborghini 1'55.718
17	88	FABRI H. Imperiale Racing	Lamborghini 1'51.752	77	HERNANDEZ ORTEGA BDR Competition	Lamborghini 1'51.888
16	118	TARI T. NTE Sport	Lamborghini 1'49.237	22	WAGNER K. Micanek Motorsport ACCR	Lamborghini 1'50.605
15	4	GOSELIN C. Rexal FFF Racing Team	Lamborghini 1'48.055	5	MOCZULSKI G. GT3 Poland	Lamborghini 1'48.146
14	71	RYBA M. Brutal Fish Racing Team	Lamborghini 1'47.536	113	HIRSHBERG J. US RaceTronics	Lamborghini 1'47.810
13	189	ROBERTS F. NTE Sport	Lamborghini 1'47.401	26	SEMOULIN B. Semspeed	Lamborghini 1'47.480
12	104	MENNELLA M. MCR Racing	Lamborghini 1'47.252	98	VAN DER HORST G. Van der Horst Motorsport	Lamborghini 1'47.261
11	39	ABKAZAVA S. Artline Team Georgia	Lamborghini 1'47.053	69	BUTKEVICIUS A. RD Signs Racing Team	Lamborghini 1'47.151
10	90	HARMSEN H. GT3 Poland	Lamborghini 1'46.753	19	LEIMER C. Autovitesse	Lamborghini 1'46.898
9	103	SELLARI R. Wayne Taylor Racing	Lamborghini 1'46.465	109	SLIMP W. TPC Racing	Lamborghini 1'46.500
8	63	LEIMER C. Autovitesse	Lamborghini 1'46.347	97	KREBS J. Leipert Motorsport	Lamborghini 1'46.374
7	114	STEWART S. Flying Lizard Motorsports	Lamborghini 1'46.086	2	DUBELLY E. Boutsen Racing	Lamborghini 1'46.280
6	8	PRIVITELIO D. Rexal FFF Racing Team	Lamborghini 1'45.497	164	TAIT T. Flying Lizard Motorsports	Lamborghini 1'46.054
5	13	GUERIN S. Arkadia Racing	Lamborghini 1'45.256	151	SENHORETI C. MCR Racing	Lamborghini 1'45.390
4	96	GIANNONI R. Automobile Tricolore	Lamborghini 1'44.944	154	MARTIN C. Dream Racing Motorsport	Lamborghini 1'45.074
3	119	CHANDRASOMA S. MCR Racing	Lamborghini 1'44.780	120	AU A. Dream Racing Motorsport	Lamborghini 1'44.918
2	148	STAAB D. Precision Performance Motorspo	Lamborghini 1'44.373	60	LEWANDOWSKI A. VSR	Lamborghini 1'44.467
1	199	O'BRIEN J. ANSA Motorsports	Lamborghini 1'43.454	21	RINDONE G. Leipert Motorsport	Lamborghini 1'44.139