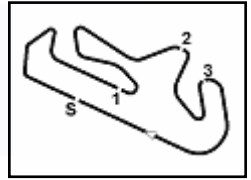




# GRAND FINALS

**6.1**

## Lamborghini Super Trofeo - Grand Finals - Portimao

### Grand Finals PRO + PRO-AM - Results Qualifying 1

Portimao 4.653 m

1 / 2

No.	Driver	Nat	Entrant	Team	Car	Class	Time	Gap	Rel.	Laps
1	<b>130 PIQUET</b> Nelson jr	BRA	ANSA Motorsports	ANSA Motorsports	Huracán Super Trofeo EVO2	PRO	<b>1'41.711</b>			4
2	<b>61 SPINELLI</b> Loris	ITA	Bonaldi Motorsport	Bonaldi Motorsport	Huracán Super Trofeo EVO2	PRO	<b>1'41.723</b>	0.012	0.012	6
3	<b>54 MORETTI</b> Marzio	ITA	Target Racing	Target Racing	Huracán Super Trofeo EVO2	PRO	<b>1'42.403</b>	0.692	0.680	6
4	<b>66 BASZ</b> Karol	POL	Micanek Motorsport ACCR	Micanek Motorsport ACCR	Huracán Super Trofeo EVO2	PROAM	<b>1'42.522</b>	0.811	0.119	6
5	<b>127 LIBERATI</b> Edoardo	ITA	Dream Racing Motorsport	Dream Racing Motorsport	Huracán Super Trofeo EVO2	PRO	<b>1'42.543</b>	0.832	0.021	8
6	<b>188 TAURINO</b> Giano	ZAF	Taurino Racing by D Motorsport	Taurino Racing by D Motorsport	Huracán Super Trofeo EVO2	PRO	<b>1'42.715</b>	1.004	0.172	7
7	<b>6 TRIBAUDINI</b> Stephane	FRA	VSR	VSR	Huracán Super Trofeo EVO2	PRO	<b>1'42.840</b>	1.129	0.125	9
8	<b>27 WILLIAMSON</b> Lewis	GBR	Oregon Team	Oregon Team	Huracán Super Trofeo EVO2	PROAM	<b>1'43.130</b>	1.419	0.290	9
9	<b>146 DUBETS</b> John	USA	PPM	Precision Performance Motorsports	Huracán Super Trofeo EVO2	PROAM	<b>1'43.215</b>	1.504	0.085	8
10	<b>11 CHOVELT</b> Pierre-Louis	FRA	Oregon Team	Oregon Team	Huracán Super Trofeo EVO2	PRO	<b>1'43.220</b>	1.509	0.005	10
11	<b>171 JOHNSON</b> Billy	USA	TPC Racing	TPC Racing	Huracán Super Trofeo EVO2	PRO	<b>1'43.247</b>	1.536	0.027	9
12	<b>125 LONG</b> Thomas	USA	Wayne Taylor Racing	Wayne Taylor Racing	Huracán Super Trofeo EVO2	PROAM	<b>1'43.387</b>	1.676	0.140	9
13	<b>123 BERKELEY</b> Luke	USA	Taurino Racing by D Motorsport	Taurino Racing by D Motorsport	Huracán Super Trofeo EVO2	PRO	<b>1'43.418</b>	1.707	0.031	8
14	<b>153 YODER</b> Aidan	USA	Wayne Taylor Racing	Wayne Taylor Racing	Huracán Super Trofeo EVO2	PRO	<b>1'43.419</b>	1.708	0.001	8
15	<b>28 BONDUEL</b> Amaury	FRA	Amaury Bonduel	BDR Competition	Huracán Super Trofeo EVO2	PRO	<b>1'43.496</b>	1.785	0.077	6
16	<b>51 WELLS</b> Dan	GBR	Rexal FFF Racing Team	Rexal FFF Racing Team	Huracán Super Trofeo EVO2	PROAM	<b>1'43.502</b>	1.791	0.006	5
17	<b>78 ZONZINI</b> Emanuele	SMR	VSR	VSR	Huracán Super Trofeo EVO2	PROAM	<b>1'43.578</b>	1.867	0.076	8
18	<b>9 PETELET</b> Milane	FRA	Target Racing	Target Racing	Huracán Super Trofeo EVO2	PROAM	<b>1'43.664</b>	1.953	0.086	7
19	<b>20 VAN DEN BERG</b> Robert	NLD	Robert van den Berg	HBR motorsport	Huracán Super Trofeo EVO2	PRO	<b>1'43.847</b>	2.136	0.183	8
20	<b>91 PEROLINI</b> Pietro	ITA	Bonaldi Motorsport	Bonaldi Motorsport	Huracán Super Trofeo EVO2	PROAM	<b>1'44.055</b>	2.344	0.208	10
21	<b>147 CARAZO</b> Sebastian	PRI	PPM	Precision Performance Motorsports	Huracán Super Trofeo EVO2	PROAM	<b>1'44.329</b>	2.618	0.274	9
22	<b>83 PIN</b> Doriane	FRA	Iron Dames	Iron Dames	Huracán Super Trofeo EVO2	PRO	<b>1'44.502</b>	2.791	0.173	8
23	<b>29 PEDROSA</b> Daniel	ESP	Rexal FFF Racing Team	Rexal FFF Racing Team	Huracán Super Trofeo EVO2	PROAM	<b>1'44.843</b>	3.132	0.341	5
24	<b>18 SERBAN</b> David-Mihai	ROU	Leipert Motorsport	Leipert Motorsport	Huracán Super Trofeo EVO2	PRO	<b>1'44.887</b>	3.176	0.044	10
25	<b>87 BRUNOT</b> Jean-Francois	USA	Leipert Motorsport	Leipert Motorsport	Huracán Super Trofeo EVO2	PROAM	<b>1'44.932</b>	3.221	0.045	10
26	<b>101 FORMAL</b> Danny	CRI	Wayne Taylor Racing	Wayne Taylor Racing	Huracán Super Trofeo EVO2	PRO	<b>1'45.152</b>	3.441	0.220	7
27	<b>70 WATZINGER</b> Gerhard	USA	Leipert Motorsport	Leipert Motorsport	Huracán Super Trofeo EVO2	PROAM	<b>1'46.094</b>	4.383	0.942	7
28	<b>108 OCKEY</b> Damon	CAN	US RaceTronics	US RaceTronics	Huracán Super Trofeo EVO2	PROAM	<b>1'47.589</b>	5.878	1.495	9
29	<b>150 KUJALA</b> Patrick	FIN	US RaceTronics	US RaceTronics	Huracán Super Trofeo EVO2	PRO	<b>1'49.637</b>	7.926	2.048	4

Humidity:	34%	AIR	22°C
Condition:	DRY	Track	29°C

Clerk of the Course : Delcio Santos

Race Director : Alain Adam

	Start	End
05/11/2022	11:17	11:39

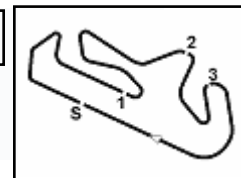
Powered by FICr Perugia Timing

**ROGER DUBUIS**



# GRAND FINALS

6.1



## Lamborghini Super Trofeo - Grand Finals - Portimao

### Grand Finals PRO + PRO-AM - Results Qualifying 1

Portimao 4.653 m

2 / 2

#### Penalty and Infringement

12.19	147	PPM	Time Deleted (1:44.209) - Exceeded Track Limits
12.20	27	Oregon Team	Time Deleted (1:42.229) - Exceeded Track Limits
12.20	27	Oregon Team	Time Deleted (1:42.404) - Exceeded Track Limits
12.21	101	Wayne Taylor Racing	Time Deleted (1:42.264) - Exceeded Track Limits
12.23	9	Target Racing	Time Deleted (1:43.016) - Exceeded Track Limits
12.23	9	Target Racing	Time Deleted (1:43,357) - Exceeded Track Limits
12.25	127	Dream Racing Motorsport	Time Deleted (1:42.502) - Exceeded Track Limits
12.25	127	Dream Racing Motorsport	Time Deleted (1:42.509) - Exceeded Track Limits
12.26	127	Dream Racing Motorsport	Time Deleted (1:44.440) - Exceeded Track Limits
12.28	150	US RaceTronics	Time Deleted (1:41.921) - Exceeded Track Limits
12.30	28	Amaury Bonduel	Time Deleted (1:43.415) - Exceeded Track Limits
12.31	83	Iron Dames	Time Deleted (1:42.295) - Exceeded Track Limits
12.31	83	Iron Dames	Time Deleted (1:42.581) - Exceeded Track Limits
12.32	18	Leipert Motorsport	Time Deleted (1:44.640) - Exceeded Track Limits

#### Fastest Laps Sequence

No.	Entrant	Nat	Team	Car	Local Time	Time	Gap	Avg
123	L. BERKELEY	USA	Taurino Racing by D Motorsport	Huracán Super Trofeo EVO2	11:20'54.651	<b>1'50.583</b>		151,477
70	G. WATZINGER	USA	Leipert Motorsport	Huracán Super Trofeo EVO2	11:21'54.505	<b>1'48.102</b>	-2.481	154,954
83	D. PIN	FRA	Iron Dames	Huracán Super Trofeo EVO2	11:22'16.398	<b>1'47.660</b>	-0.442	155,590
101	D. FORMAL	CAN	Wayne Taylor Racing	Huracán Super Trofeo EVO2	11:22'20.194	<b>1'46.857</b>	-0.803	156,759
123	L. BERKELEY	USA	Taurino Racing by D Motorsport	Huracán Super Trofeo EVO2	11:22'38.069	<b>1'43.418</b>	-3.439	161,972
171	B. JOHNSON	USA	TPC Racing	Huracán Super Trofeo EVO2	11:22'42.996	<b>1'43.347</b>	-0.071	162,083
54	M. MORETTI	NLD	Target Racing	Huracán Super Trofeo EVO2	11:23'25.645	<b>1'42.403</b>	-0.944	163,577
130	N. PIQUET	BRA	ANSA Motorsports	Huracán Super Trofeo EVO2	11:24'23.988	<b>1'41.711</b>	-0.692	164,690

Clerk of the Course : Delcio Santos

Race Director : Alain Adam

	Start	End
05/11/2022	11:17	11:39

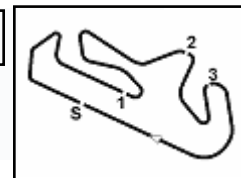
Powered by FICr Perugia Timing

ROGER DUBUIS





# GRAND FINALS

**6.2**

## Lamborghini Super Trofeo - Grand Finals - Portimao Grand Finals PRO + PRO-AM - Result by Class Qualifying 1

Portimao 4.653 m

### PRO AM Cup

No. Driver	Nat	Entrant	Team	Car	Time	Gap	Rel. Laps
1 <b>66 BASZ</b> Karol	POL	Micanek Motorsport ACCR	Micanek Motorsport ACCR	Huracán Super Trofeo EVO2	<b>1'42.522</b>		6
2 <b>27 WILLIAMSON</b> Lewis	GBR	Oregon Team	Oregon Team	Huracán Super Trofeo EVO2	<b>1'43.130</b>	0.608	9
3 <b>146 DUBETS</b> John	USA	PPM	Precision Performance Motorsports	Huracán Super Trofeo EVO2	<b>1'43.215</b>	0.693	8
4 <b>125 LONG</b> Thomas	USA	Wayne Taylor Racing	Wayne Taylor Racing	Huracán Super Trofeo EVO2	<b>1'43.387</b>	0.865	9
5 <b>51 WELLS</b> Dan	GBR	Rexal FFF Racing Team	Rexal FFF Racing Team	Huracán Super Trofeo EVO2	<b>1'43.502</b>	0.980	5
6 <b>78 ZONZINI</b> Emanuele	SMR	VSR	VSR	Huracán Super Trofeo EVO2	<b>1'43.578</b>	1.056	8
7 <b>9 PETELET</b> Milane	FRA	Target Racing	Target Racing	Huracán Super Trofeo EVO2	<b>1'43.664</b>	1.142	7
8 <b>91 PEROLINI</b> Pietro	ITA	Bonaldi Motorsport	Bonaldi Motorsport	Huracán Super Trofeo EVO2	<b>1'44.055</b>	1.533	10
9 <b>147 CARAZO</b> Sebastian	PRI	PPM	Precision Performance Motorsports	Huracán Super Trofeo EVO2	<b>1'44.329</b>	1.807	9
10 <b>29 PEDROSA</b> Daniel	ESP	Rexal FFF Racing Team	Rexal FFF Racing Team	Huracán Super Trofeo EVO2	<b>1'44.843</b>	2.321	5
11 <b>87 BRUNOT</b> Jean-Francois	USA	Leipert Motorsport	Leipert Motorsport	Huracán Super Trofeo EVO2	<b>1'44.932</b>	2.410	10
12 <b>70 WATZINGER</b> Gerhard	USA	Leipert Motorsport	Leipert Motorsport	Huracán Super Trofeo EVO2	<b>1'46.094</b>	3.572	7
13 <b>108 OCKEY</b> Damon	CAN	US RaceTronics	US RaceTronics	Huracán Super Trofeo EVO2	<b>1'47.589</b>	5.067	9

### PRO Cup

No. Driver	Nat	Entrant	Team	Car	Time	Gap	Rel. Laps
1 <b>130 PIQUET</b> Nelson jr	BRA	ANSA Motorsports	ANSA Motorsports	Huracán Super Trofeo EVO2	<b>1'41.711</b>		4
2 <b>61 SPINELLI</b> Loris	ITA	Bonaldi Motorsport	Bonaldi Motorsport	Huracán Super Trofeo EVO2	<b>1'41.723</b>		6
3 <b>54 MORETTI</b> Marzio	ITA	Target Racing	Target Racing	Huracán Super Trofeo EVO2	<b>1'42.403</b>		6
4 <b>127 LIBERATI</b> Edoardo	ITA	Dream Racing Motorsport	Dream Racing Motorsport	Huracán Super Trofeo EVO2	<b>1'42.543</b>	0.021	8
5 <b>188 TAURINO</b> Giano	ZAF	Taurino Racing by D Motorspc	Taurino Racing by D Motorsport	Huracán Super Trofeo EVO2	<b>1'42.715</b>	0.193	7
6 <b>6 TRIBAUDINI</b> Stephane	FRA	VSR	VSR	Huracán Super Trofeo EVO2	<b>1'42.840</b>	0.318	9
7 <b>11 CHOVELT</b> Pierre-Louis	FRA	Oregon Team	Oregon Team	Huracán Super Trofeo EVO2	<b>1'43.220</b>	0.698	10
8 <b>171 JOHNSON</b> Billy	USA	TPC Racing	TPC Racing	Huracán Super Trofeo EVO2	<b>1'43.247</b>	0.725	9
9 <b>123 BERKELEY</b> Luke	USA	Taurino Racing by D Motorspc	Taurino Racing by D Motorsport	Huracán Super Trofeo EVO2	<b>1'43.418</b>	0.896	8
10 <b>153 YODER</b> Aidan	USA	Wayne Taylor Racing	Wayne Taylor Racing	Huracán Super Trofeo EVO2	<b>1'43.419</b>	0.897	8
11 <b>28 BONDUJEL</b> Amaury	FRA	Amaury Bonduel	BDR Competition	Huracán Super Trofeo EVO2	<b>1'43.496</b>	0.974	6
12 <b>20 VAN DEN BERG</b> Robert	NLD	Robert van den Berg	HBR motorsport	Huracán Super Trofeo EVO2	<b>1'43.847</b>	1.325	8
13 <b>83 PIN</b> Doriane	FRA	Iron Dames	Iron Dames	Huracán Super Trofeo EVO2	<b>1'44.502</b>	1.980	8
14 <b>18 SERBAN</b> David-Mihai	ROU	Leipert Motorsport	Leipert Motorsport	Huracán Super Trofeo EVO2	<b>1'44.887</b>	2.365	10
15 <b>101 FORMAL</b> Danny	CRI	Wayne Taylor Racing	Wayne Taylor Racing	Huracán Super Trofeo EVO2	<b>1'45.152</b>	2.630	7
16 <b>150 KUJALA</b> Patrick	FIN	US RaceTronics	US RaceTronics	Huracán Super Trofeo EVO2	<b>1'49.637</b>	7.115	4

Humidity:	34%	AIR	22°C
Condition:	DRY	Track	29°C

Clerk of the Course : Delcio Santos

Race Director : Alain Adam

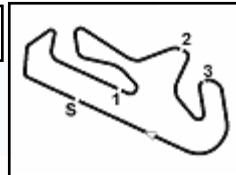
	Start	End
05/11/2022	11:17	11:39

Powered by FICr Perugia Timing

**ROGER DUBUIS**



# GRAND FINALS

**6.3**

## Lamborghini Super Trofeo - Grand Finals - Portimao Grand Finals PRO + PRO-AM - Sectors and Speed Qualifying 1

Portimao 4.653 m

**BEST LAP**

1	<b>130 PIQUET</b> Nelson jr	Huracán Super Trofeo EVO2	1'41.711
2	<b>61 SPINELLI</b> Loris	Huracán Super Trofeo EVO2	1'41.723
3	<b>54 MORETTI</b> Marzio	Huracán Super Trofeo EVO2	1'42.403
4	<b>66 BASZ</b> Karol	Huracán Super Trofeo EVO2	1'42.522
5	<b>127 LIBERATI</b> Edoardo	Huracán Super Trofeo EVO2	1'42.543
6	<b>188 TAURINO</b> Giano	Huracán Super Trofeo EVO2	1'42.715
7	<b>6 TRIBAUDINI</b> Stephane	Huracán Super Trofeo EVO2	1'42.840
8	<b>27 WILLIAMSON</b> Lewis	Huracán Super Trofeo EVO2	1'43.130
9	<b>146 DUBETS</b> John	Huracán Super Trofeo EVO2	1'43.215
10	<b>11 CHOVET</b> Pierre-Louis	Huracán Super Trofeo EVO2	1'43.220
11	<b>171 JOHNSON</b> Billy	Huracán Super Trofeo EVO2	1'43.247
12	<b>125 LONG</b> Thomas	Huracán Super Trofeo EVO2	1'43.387
13	<b>123 BERKELEY</b> Luke	Huracán Super Trofeo EVO2	1'43.418
14	<b>153 YODER</b> Aidan	Huracán Super Trofeo EVO2	1'43.419
15	<b>28 BONDUEL</b> Amaury	Huracán Super Trofeo EVO2	1'43.496
16	<b>51 WELLS</b> Dan	Huracán Super Trofeo EVO2	1'43.502
17	<b>78 ZONZINI</b> Emanuele	Huracán Super Trofeo EVO2	1'43.578
18	<b>9 PETELET</b> Milane	Huracán Super Trofeo EVO2	1'43.664
19	<b>20 VAN DEN BERG</b> Robert	Huracán Super Trofeo EVO2	1'43.847
20	<b>91 PEROLINI</b> Pietro	Huracán Super Trofeo EVO2	1'44.055
21	<b>147 CARAZO</b> Sebastian	Huracán Super Trofeo EVO2	1'44.329
22	<b>83 PIN</b> Doriane	Huracán Super Trofeo EVO2	1'44.502
23	<b>29 PEDROSA</b> Daniel	Huracán Super Trofeo EVO2	1'44.843
24	<b>18 SERBAN</b> David-Mihai	Huracán Super Trofeo EVO2	1'44.887
25	<b>87 BRUNOT</b> Jean-Francois	Huracán Super Trofeo EVO2	1'44.932
26	<b>101 FORMAL</b> Danny	Huracán Super Trofeo EVO2	1'45.152
27	<b>70 WATZINGER</b> Gerhard	Huracán Super Trofeo EVO2	1'46.094
28	<b>108 OCKEY</b> Damon	Huracán Super Trofeo EVO2	1'47.589
29	<b>150 KUJALA</b> Patrick	Huracán Super Trofeo EVO2	1'49.637

**SPEED**

1	<b>83 PIN</b> Doriane	Huracán Super Trofeo EVO2	282,0
2	<b>66 BASZ</b> Karol	Huracán Super Trofeo EVO2	282,0
3	<b>11 CHOVET</b> Pierre-Louis	Huracán Super Trofeo EVO2	281,3
4	<b>18 SERBAN</b> David-Mihai	Huracán Super Trofeo EVO2	281,3
5	<b>125 LONG</b> Thomas	Huracán Super Trofeo EVO2	281,3
6	<b>61 SPINELLI</b> Loris	Huracán Super Trofeo EVO2	280,5
7	<b>78 ZONZINI</b> Emanuele	Huracán Super Trofeo EVO2	280,5
8	<b>101 FORMAL</b> Danny	Huracán Super Trofeo EVO2	280,5
9	<b>130 PIQUET</b> Nelson jr	Huracán Super Trofeo EVO2	280,5
10	<b>29 PEDROSA</b> Daniel	Huracán Super Trofeo EVO2	279,8
11	<b>127 LIBERATI</b> Edoardo	Huracán Super Trofeo EVO2	279,8
12	<b>146 DUBETS</b> John	Huracán Super Trofeo EVO2	279,8
13	<b>54 MORETTI</b> Marzio	Huracán Super Trofeo EVO2	279,1
14	<b>6 TRIBAUDINI</b> Stephane	Huracán Super Trofeo EVO2	279,1
15	<b>51 WELLS</b> Dan	Huracán Super Trofeo EVO2	279,1
16	<b>108 OCKEY</b> Damon	Huracán Super Trofeo EVO2	279,1
17	<b>147 CARAZO</b> Sebastian	Huracán Super Trofeo EVO2	279,1
18	<b>28 BONDUEL</b> Amaury	Huracán Super Trofeo EVO2	279,1
19	<b>9 PETELET</b> Milane	Huracán Super Trofeo EVO2	278,4
20	<b>20 VAN DEN BERG</b> Robert	Huracán Super Trofeo EVO2	278,4
21	<b>123 BERKELEY</b> Luke	Huracán Super Trofeo EVO2	278,4
22	<b>150 KUJALA</b> Patrick	Huracán Super Trofeo EVO2	278,4
23	<b>153 YODER</b> Aidan	Huracán Super Trofeo EVO2	278,4
24	<b>27 WILLIAMSON</b> Lewis	Huracán Super Trofeo EVO2	277,6
25	<b>70 WATZINGER</b> Gerhard	Huracán Super Trofeo EVO2	277,6
26	<b>91 PEROLINI</b> Pietro	Huracán Super Trofeo EVO2	277,6
27	<b>171 JOHNSON</b> Billy	Huracán Super Trofeo EVO2	277,6
28	<b>188 TAURINO</b> Giano	Huracán Super Trofeo EVO2	277,6
29	<b>87 BRUNOT</b> Jean-Francois	Huracán Super Trofeo EVO2	276,2

**SEG. 1**

1	<b>61 SPINELLI</b> Loris	31.599
2	<b>130 PIQUET</b> Nelson jr	31.607
3	<b>27 WILLIAMSON</b> Lewis	31.698
4	<b>101 FORMAL</b> Danny	31.699
5	<b>127 LIBERATI</b> Edoardo	31.738
6	<b>66 BASZ</b> Karol	31.761
7	<b>83 PIN</b> Doriane	31.851
8	<b>150 KUJALA</b> Patrick	31.920
9	<b>188 TAURINO</b> Giano	31.928
10	<b>54 MORETTI</b> Marzio	31.960
11	<b>146 DUBETS</b> John	31.963
12	<b>11 CHOVET</b> Pierre-Louis	31.992
13	<b>20 VAN DEN BERG</b> Robert	31.996
14	<b>123 BERKELEY</b> Luke	32.034
15	<b>125 LONG</b> Thomas	32.062
16	<b>6 TRIBAUDINI</b> Stephane	32.088
17	<b>9 PETELET</b> Milane	32.092
18	<b>171 JOHNSON</b> Billy	32.171
19	<b>51 WELLS</b> Dan	32.214
20	<b>28 BONDUEL</b> Amaury	32.223
21	<b>78 ZONZINI</b> Emanuele	32.228
22	<b>153 YODER</b> Aidan	32.235
23	<b>147 CARAZO</b> Sebastian	32.319
24	<b>18 SERBAN</b> David-Mihai	32.371
25	<b>91 PEROLINI</b> Pietro	32.375
26	<b>29 PEDROSA</b> Daniel	32.541
27	<b>87 BRUNOT</b> Jean-Francois	32.604
28	<b>70 WATZINGER</b> Gerhard	32.832
29	<b>108 OCKEY</b> Damon	33.059

**SEG. 2**

1	<b>130 PIQUET</b> Nelson jr	32.124
2	<b>66 BASZ</b> Karol	32.198
3	<b>61 SPINELLI</b> Loris	32.202
4	<b>150 KUJALA</b> Patrick	32.285
5	<b>54 MORETTI</b> Marzio	32.301
6	<b>27 WILLIAMSON</b> Lewis	32.424
7	<b>11 CHOVET</b> Pierre-Louis	32.429
8	<b>83 PIN</b> Doriane	32.441
9	<b>9 PETELET</b> Milane	32.464
10	<b>127 LIBERATI</b> Edoardo	32.469
11	<b>171 JOHNSON</b> Billy	32.485
12	<b>6 TRIBAUDINI</b> Stephane	32.530
13	<b>101 FORMAL</b> Danny	32.535
14	<b>188 TAURINO</b> Giano	32.536
15	<b>123 BERKELEY</b> Luke	32.569
16	<b>28 BONDUEL</b> Amaury	32.594
17	<b>20 VAN DEN BERG</b> Robert	32.623
18	<b>78 ZONZINI</b> Emanuele	32.667
19	<b>125 LONG</b> Thomas	32.702
20	<b>146 DUBETS</b> John	32.845
21	<b>153 YODER</b> Aidan	32.884
22	<b>51 WELLS</b> Dan	32.909
23	<b>91 PEROLINI</b> Pietro	32.941
24	<b>87 BRUNOT</b> Jean-Francois	33.028
25	<b>147 CARAZO</b> Sebastian	33.132
26	<b>29 PEDROSA</b> Daniel	33.183
27	<b>18 SERBAN</b> David-Mihai	33.218
28	<b>70 WATZINGER</b> Gerhard	33.734
29	<b>108 OCKEY</b> Damon	33.987

**SEG. 3**

1	<b>150 KUJALA</b> Patrick	20.267
2	<b>27 WILLIAMSON</b> Lewis	20.571
3	<b>130 PIQUET</b> Nelson jr	20.576
4	<b>61 SPINELLI</b> Loris	20.619
5	<b>6 TRIBAUDINI</b> Stephane	20.621
6	<b>101 FORMAL</b> Danny	20.636
7	<b>54 MORETTI</b> Marzio	20.664
8	<b>127 LIBERATI</b> Edoardo	20.695
9	<b>147 CARAZO</b> Sebastian	20.707
10	<b>83 PIN</b> Doriane	20.709
11	<b>188 TAURINO</b> Giano	20.771
12	<b>28 BONDUEL</b> Amaury	20.837
13	<b>153 YODER</b> Aidan	20.873
14	<b>9 PETELET</b> Milane	20.876
15	<b>66 BASZ</b> Karol	20.889
16	<b>51 WELLS</b> Dan	20.890
17	<b>11 CHOVET</b> Pierre-Louis	20.901
18	<b>78 ZONZINI</b> Emanuele	20.924
19	<b>146 DUBETS</b> John	20.975
20	<b>91 PEROLINI</b> Pietro	20.982
21	<b>171 JOHNSON</b> Billy	21.003
22	<b>123 BERKELEY</b> Luke	21.025
23	<b>125 LONG</b> Thomas	21.063
24	<b>18 SERBAN</b> David-Mihai	21.291
25	<b>87 BRUNOT</b> Jean-Francois	21.291
26	<b>29 PEDROSA</b> Daniel	21.395
27	<b>20 VAN DEN BERG</b> Robert	21.461
28	<b>70 WATZINGER</b> Gerhard	21.541
29	<b>108 OCKEY</b> Damon	21.704

**SEG. 4**

1	<b>6 TRIBAUDINI</b> Stephane	17.198
2	<b>188 TAURINO</b> Giano	17.206
3	<b>66 BASZ</b> Karol	17.247
4	<b>125 LONG</b> Thomas	17.264
5	<b>54 MORETTI</b> Marzio	17.281
6	<b>61 SPINELLI</b> Loris	17.285
7	<b>51 WELLS</b> Dan	17.320
8	<b>171 JOHNSON</b> Billy	17.321
9	<b>153 YODER</b> Aidan	17.333
10	<b>123 BERKELEY</b> Luke	17.334
11	<b>127 LIBERATI</b> Edoardo	17.341
12	<b>83 PIN</b> Doriane	17.359
13	<b>146 DUBETS</b> John	17.361
14	<b>11 CHOVET</b> Pierre-Louis	17.366
15	<b>78 ZONZINI</b> Emanuele	17.386
16	<b>130 PIQUET</b> Nelson jr	17.404
17	<b>101 FORMAL</b> Danny	17.418
18	<b>20 VAN DEN BERG</b> Robert	17.439
19	<b>28 BONDUEL</b> Amaury	17.461
20	<b>27 WILLIAMSON</b> Lewis	17.465
21	<b>91 PEROLINI</b> Pietro	17.485
22	<b>18 SERBAN</b> David-Mihai	17.593
23	<b>147 CARAZO</b> Sebastian	17.657
24	<b>9 PETELET</b> Milane	17.686
25	<b>29 PEDROSA</b> Daniel	17.724
26	<b>70 WATZINGER</b> Gerhard	17.750
27	<b>108 OCKEY</b> Damon	17.766
28	<b>87 BRUNOT</b> Jean-Francois	17.835
29	<b>150 KUJALA</b> Patrick	18.303

05/11/2022

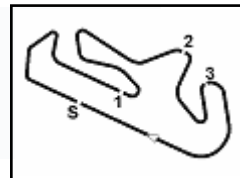
Powered by FICr Perugia Timing

**ROGER DUBUIS**



# GRAND FINALS

6.4



## Lamborghini Super Trofeo - Grand Finals - Portimao

### Grand Finals PRO + PRO-AM - Ideal Time Qualifying 1

Portimao 4.653 m

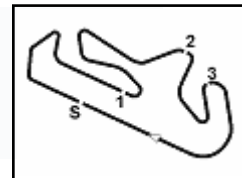
No.	Driver Entrant	Car	Seg. 1	Seg. 2	Seg. 3	Seg. 4	Ideal Time		
			Diff. 1	Diff. 2	Diff. 3	Diff. 4	Best Lap	Pos.	Diff.
1	<b>61 SPINELLI L.</b> (ITA) BONALDI MOTORSPORT	Huracán Super Trofeo EVO2	<b>31.599</b> +0.018	32.202	20.619	17.285	<b>1'41.705</b> 1'41.723	2	0.018
2	<b>130 PIQUET N.</b> (BRA) ANSA MOTORSPORTS	Huracán Super Trofeo EVO2	31.607	<b>32.124</b>	20.576	17.404	<b>1'41.711</b> 1'41.711	1	
3	<b>66 BASZ K.</b> (POL) MICANEK MOTORSPORT ACCR	Huracán Super Trofeo EVO2	31.761	32.198 +0.359	20.889 +0.068	17.247	<b>1'42.095</b> 1'42.522	4	0.427
4	<b>27 WILLIAMSON L.</b> (GBR) OREGON TEAM	Huracán Super Trofeo EVO2	31.698 +0.256	32.424 +0.338	20.571 +0.378	17.465	<b>1'42.158</b> 1'43.130	8	0.972
5	<b>54 MORETTI M.</b> (ITA) TARGET RACING	Huracán Super Trofeo EVO2	31.960	32.301 +0.197	20.664	17.281	<b>1'42.206</b> 1'42.403	3	0.197
6	<b>127 LIBERATI E.</b> (ITA) DREAM RACING MOTORSPORT	Huracán Super Trofeo EVO2	31.738 +0.141	32.469 +0.076	20.695 +0.083	17.341	<b>1'42.243</b> 1'42.543	5	0.300
7	<b>101 FORMAL D.</b> (CRI) WAYNE TAYLOR RACING	Huracán Super Trofeo EVO2	31.699	32.535	20.636 +2.518	17.418 +0.346	<b>1'42.288</b> 1'45.152	26	2.864
8	<b>83 PIN D.</b> (FRA) IRON DAMES	Huracán Super Trofeo EVO2	31.851 +0.436	32.441 +0.759	20.709 +0.947	17.359	<b>1'42.360</b> 1'44.502	22	2.142
9	<b>6 TRIBAUDINI S.</b> (FRA) VSR	Huracán Super Trofeo EVO2	32.088	32.530 +0.105	20.621 +0.298	<b>17.198</b>	<b>1'42.437</b> 1'42.840	7	0.403
10	<b>188 TAURINO G.</b> (ZAF) TAURINO RACING BY D MOTORSF	Huracán Super Trofeo EVO2	31.928	32.536 +0.080	20.771 +0.089	17.206 +0.105	<b>1'42.441</b> 1'42.715	6	0.274
11	<b>11 CHOVELT P.</b> (FRA) OREGON TEAM	Huracán Super Trofeo EVO2	31.992 +0.178	32.429	20.901 +0.216	17.366 +0.138	<b>1'42.688</b> 1'43.220	10	0.532
12	<b>150 KUJALA P.</b> (FIN) US RACETRONICS	Huracán Super Trofeo EVO2	31.920 +0.071	32.285 +0.094	<b>20.267</b> +6.697	18.303	<b>1'42.775</b> 1'49.637	29	6.862
13	<b>123 BERKELEY L.</b> (USA) TAURINO RACING BY D MOTORSF	Huracán Super Trofeo EVO2	32.034 +0.456	32.569	21.025	17.334	<b>1'42.962</b> 1'43.418	13	0.456
14	<b>171 JOHNSON B.</b> (USA) TPC RACING	Huracán Super Trofeo EVO2	32.171	32.485 +0.075	21.003 +0.192	17.321	<b>1'42.980</b> 1'43.247	11	0.267
15	<b>125 LONG T.</b> (USA) WAYNE TAYLOR RACING	Huracán Super Trofeo EVO2	32.062 +0.056	32.702	21.063 +0.048	17.264 +0.192	<b>1'43.091</b> 1'43.387	12	0.296
16	<b>28 BONDUDEL A.</b> (FRA) AMAURY BONDUDEL	Huracán Super Trofeo EVO2	32.223 +0.149	32.594	20.837 +0.232	17.461	<b>1'43.115</b> 1'43.496	15	0.381
17	<b>9 PETELET M.</b> (FRA) TARGET RACING	Huracán Super Trofeo EVO2	32.092 +0.225	32.464 +0.083	20.876 +0.238	17.686	<b>1'43.118</b> 1'43.664	18	0.546
18	<b>146 DUBETS J.</b> (USA) PPM	Huracán Super Trofeo EVO2	31.963	32.845	20.975	17.361 +0.071	<b>1'43.144</b> 1'43.215	9	0.071
19	<b>78 ZONZINI E.</b> (SMR) VSR	Huracán Super Trofeo EVO2	32.228 +0.085	32.667	20.924 +0.273	17.386 +0.015	<b>1'43.205</b> 1'43.578	17	0.373
20	<b>153 YODER A.</b> (USA) WAYNE TAYLOR RACING	Huracán Super Trofeo EVO2	32.235	32.884	20.873	17.333 +0.094	<b>1'43.325</b> 1'43.419	14	0.094
21	<b>51 WELLS D.</b> (GBR) REXAL FFF RACING TEAM	Huracán Super Trofeo EVO2	32.214 +0.017	32.909 +0.040	20.890 +0.112	17.320	<b>1'43.333</b> 1'43.502	16	0.169
22	<b>20 VAN DEN BERG R.</b> (NLD) ROBERT VAN DEN BERG	Huracán Super Trofeo EVO2	31.996 +0.132	32.623 +0.067	21.461	17.439 +0.129	<b>1'43.519</b> 1'43.847	19	0.328
23	<b>91 PEROLINI P.</b> (ITA) BONALDI MOTORSPORT	Huracán Super Trofeo EVO2	32.375 +0.146	32.941 +0.060	20.982 +0.066	17.485	<b>1'43.783</b> 1'44.055	20	0.272
24	<b>147 CARAZO S.</b> (PRI) PPM	Huracán Super Trofeo EVO2	32.319	33.132 +0.055	20.707 +0.375	17.657 +0.084	<b>1'43.815</b> 1'44.329	21	0.514
25	<b>18 SERBAN D.</b> (ROU) LEIPERT MOTORSPORT	Huracán Super Trofeo EVO2	32.371 +0.114	33.218 +0.187	21.291	17.593 +0.113	<b>1'44.473</b> 1'44.887	24	0.414
26	<b>87 BRUNOT J.</b> (USA) LEIPERT MOTORSPORT	Huracán Super Trofeo EVO2	32.604 +0.127	33.028 +0.026	21.291	17.835 +0.021	<b>1'44.758</b> 1'44.932	25	0.174
27	<b>29 PEDROSA D.</b> (ESP) REXAL FFF RACING TEAM	Huracán Super Trofeo EVO2	32.541	33.183	21.395	17.724	<b>1'44.843</b> 1'44.843	23	
28	<b>70 WATZINGER G.</b> (USA) LEIPERT MOTORSPORT	Huracán Super Trofeo EVO2	32.832 +0.009	33.734	21.541 +0.054	17.750 +0.174	<b>1'45.857</b> 1'46.094	27	0.237
29	<b>108 OCKEY D.</b> (CAN) US RACETRONICS	Huracán Super Trofeo EVO2	33.059 +0.185	33.987 +0.420	21.704	17.766 +0.468	<b>1'46.516</b> 1'47.589	28	1.073
<b>Overall Ideal Time</b>			31.599	32.124	20.267	17.198	<b>1'41.188</b>		



SQUADRA CORSE

## GRAND FINALS

6.5

Lamborghini Super Trofeo - Grand Finals - Portimao  
Grand Finals PRO + PRO-AM - Analysis Qualifying 1

Portimao 4.653 m

1 / 3

6 VSR (1'42.840)							
Lap	Seg.1	Seg.2	Seg.3	Seg.4	Lap Time	km/h	Local Time
Stephane Tribaudini							
1		37.985	23.312	20.201			11:22'21.543
2	37.437	34.974	27.220	17.783	1'57.414	272,0	11:24'18.957
3	33.431	33.150	24.029	17.710	1'48.320	276,2	11:26'07.277
4	32.443	32.676	<b>20.621</b>	18.114	1'43.854	277,6	11:27'51.131
5	36.268	35.786	24.462	18.715	1'55.231	276,2	11:29'46.362
6	32.405	32.816	20.946	17.387	1'43.554	278,4	11:31'29.916
7	32.313	32.723	21.157	17.393	1'43.586	278,4	11:33'13.502
8	32.396	32.722	21.153	17.317	1'43.588	<b>279,1</b>	11:34'57.090
9	32.277	<b>32.530</b>	21.301	17.354	1'43.462	278,4	11:36'40.552
10	<b>32.088</b>	32.635	20.919	<b>17.198</b>	<b>1'42.840</b>	<b>279,1</b>	11:38'23.392

4	32.610	33.012	21.673	17.526	1'44.821	275,5	11:28'54.636
5	32.128	32.690	<b>21.461</b>	17.568	<b>1'43.847</b>	<b>278,4</b>	11:30'38.483
6	<b>31.996</b>	32.872	21.591	18.405	1'44.864	<b>278,4</b>	11:32'23.347
7	32.184	<b>32.623</b>	21.600	17.504	1'43.911	274,1	11:34'07.258
8	37.139	33.455	22.375	17.734	1'50.703	276,2	11:35'57.961
9	32.137	32.808	21.672	<b>17.439</b>	1'44.056	276,2	11:37'42.017

9 Target Racing (1'43.664)							
Lap	Seg.1	Seg.2	Seg.3	Seg.4	Lap Time	km/h	Local Time
Milane Petelet							
1		46.163	22.743	20.357			11:19'50.980
2	39.126	35.638	21.518	17.903	1'54.185	225,5	11:21'45.165
3	32.211	32.548	20.899	17.699	1'43.357C	271,4	11:23'28.522
4	<b>32.092</b>	<b>32.464</b>	<b>20.876</b>	17.584	1'43.016C	277,6	11:25'11.538
5	32.207	38.686	23.684	18.117	1'52.694	276,9	11:27'04.232
6	32.317	32.547	21.114	<b>17.686</b>	<b>1'43.664</b>	277,6	11:28'47.896
7	32.151	33.047	23.828	17.836	1'46.862	<b>278,4</b>	11:30'34.758
8	32.142	32.917	24.249	27.333	1'56.641P	275,5	11:32'31.399

27 Oregon Team (1'43.130)							
Lap	Seg.1	Seg.2	Seg.3	Seg.4	Lap Time	km/h	Local Time
Lewis Williamson							
1			38.123	23.073	18.959		11:19'59.688
2	35.757	36.486	21.174	17.490	1'50.907	257,1	11:21'50.595
3	31.929	32.446	<b>20.571</b>	17.283	1'42.229C	275,5	11:23'32.824
4	<b>31.698</b>	<b>32.424</b>	20.822	17.460	1'42.404C	276,9	11:25'15.228
5	31.885	32.503	21.285	19.553	1'45.226	276,2	11:27'00.454
6	31.965	32.512	22.133	17.522	1'44.132	276,9	11:28'44.586
7	31.903	32.513	21.094	25.871	1'51.381P	276,9	11:30'35.967
8	1'40.891	39.187	23.059	17.703	3'00.840P		11:33'36.807
9	31.954	32.762	20.949	<b>17.465</b>	<b>1'43.130</b>	275,5	11:35'19.937
10	32.050	32.804	20.992	30.753	1'56.599P	<b>277,6</b>	11:37'16.536

11 Oregon Team (1'43.220)							
Lap	Seg.1	Seg.2	Seg.3	Seg.4	Lap Time	km/h	Local Time
Pierre-Louis Chovet							
1		38.495	23.278	18.751			11:20'13.041
2	35.134	34.801	23.274	17.913	1'51.122	270,7	11:22'04.163
3	32.368	32.945	<b>20.901</b>	17.539	1'43.753	278,4	11:23'47.916
4	32.143	33.027	23.782	20.034	1'48.986	280,5	11:25'36.902
5	32.073	32.703	20.950	17.502	1'43.228	279,8	11:27'20.130
6	32.105	32.486	21.226	18.463	1'44.280	280,5	11:29'04.410
7	32.170	<b>32.429</b>	21.117	17.504	<b>1'43.220</b>	<b>281,3</b>	11:30'47.630
8	32.069	32.793	21.100	17.386	1'43.348	280,5	11:32'30.978
9	36.108	39.349	23.213	17.999	1'56.669	<b>281,3</b>	11:34'27.647
10	32.304	32.800	21.170	<b>17.366</b>	1'43.640	279,1	11:36'11.287
11	<b>31.992</b>	32.492	21.376	17.372	1'43.232	280,5	11:37'54.519

28 Amaury Bonduel (1'43.496)							
Lap	Seg.1	Seg.2	Seg.3	Seg.4	Lap Time	km/h	Local Time
Amaury Bonduel							
1		36.784	22.804	18.135			11:21'24.414
2	33.326	37.639	21.960	17.660	1'50.585	271,4	11:23'14.999
3	32.320	32.734	<b>20.837</b>	17.524	1'43.415C	276,2	11:24'58.414
4	32.352	32.663	21.003	17.524	1'43.542	276,9	11:26'41.956
5	34.774	36.727	25.738	19.053	1'56.292	<b>279,1</b>	11:28'38.248
6	32.372	<b>32.594</b>	21.069	<b>17.461</b>	<b>1'43.496</b>	277,6	11:30'21.744
7	<b>32.223</b>	32.679	21.020	26.419	1'52.341P	278,4	11:32'14.085

18 Leipter Motorsport (1'44.887)							
Lap	Seg.1	Seg.2	Seg.3	Seg.4	Lap Time	km/h	Local Time
David-Mihai Serban							
1		40.218	24.270	20.870			11:19'22.645
2	35.473	36.154	22.508	18.170	1'52.305	269,3	11:21'14.950
3	32.918	34.735	21.524	17.638	1'46.815	277,6	11:23'01.765
4	32.591	33.782	21.323	<b>17.593</b>	1'45.289	280,5	11:24'47.054
5	32.485	33.405	<b>21.291</b>	17.706	<b>1'44.887</b>	279,8	11:26'31.941
6	32.406	33.547	21.758	17.667	1'45.378	280,5	11:28'17.319
7	32.432	33.386	24.006	17.605	1'47.429	<b>281,3</b>	11:30'04.748
8	33.317	36.285	25.801	17.674	1'53.077	279,8	11:31'57.825
9	32.384	33.271	21.636	17.664	1'44.955	<b>281,3</b>	11:33'42.780
10	32.404	33.603	21.474	17.684	1'45.165	279,8	11:35'27.945
11	<b>32.371</b>	<b>33.218</b>	21.451	17.600	1'44.640C	279,8	11:37'12.585

29 Rexal FFF Racing Team (1'44.843)							
Lap	Seg.1	Seg.2	Seg.3	Seg.4	Lap Time	km/h	Local Time
Daniel Pedrosa							
1		39.420	23.983	19.398			11:20'32.923
2	36.020	35.172	23.065	18.170	1'52.427	239,5	11:22'25.350
3	32.671	33.378	21.541	17.740	1'45.330	278,4	11:24'10.680
4	<b>32.541</b>	<b>33.183</b>	<b>21.395</b>	<b>17.724</b>	<b>1'44.843</b>	<b>279,8</b>	11:25'55.523
5	32.700	33.907	23.065	18.133	1'47.805	279,1	11:27'43.328
6	32.700	34.493	25.570	27.595	2'00.358P	<b>279,8</b>	11:29'43.686

20 Robert van den Berg (1'43.847)							
Lap	Seg.1	Seg.2	Seg.3	Seg.4	Lap Time	km/h	Local Time
Robert van den Berg							
1		39.517	23.696	29.430			11:19'32.794
2	4'19.926	37.763	25.732	19.770	5'43.191P		11:25'15.985
3	35.869	36.179	23.757	18.025	1'53.830	264,1	11:27'09.815

51 Rexal FFF Racing Team (1'43.502)							
Lap	Seg.1	Seg.2	Seg.3	Seg.4	Lap Time	km/h	Local Time
Dan Wells							
1		44.258	24.832	19.348			11:21'22.339
2	36.343	40.430	26.576	17.684	2'01.033	270,7	11:23'23.372
3	32.373	<b>32.909</b>	<b>20.890</b>	17.521	1'43.693	276,2	11:25'07.065
4	<b>32.214</b>	32.975	21.046	17.366	1'43.601	276,9	11:26'50.666
5	32.231	32.949	21.002	<b>17.320</b>	<b>1'43.502</b>	278,4	11:28'34.168
6	32.247	32.947	21.203	28.330	1'54.727P	<b>279,1</b>	11:30'28.895

05/11/2022 P = Pits In/Out - C = Lap Time Cancelled

54 Target Racing (1'42.403)							
Lap	Seg.1	Seg.2	Seg.3	Seg.4	Lap Time	km/h	Local Time
Marzio Moretti							
1			43.616	25.674	20.638		11:19'50.089
2	38.564	35.413	21.644	17.532	1'53.153	233,3	11:21'43.242
3	<b>31.960</b>	32.498	<b>20.664</b>	<b>17.281</b>	<b>1'42.403</b>	274,8	11:23'25.645
4	36.598	36.941	22.123	17.464	1'53.126	278,4	11:25'18.771
5	32.204	32.762	21.281	17.711	1'43.958	278,4	11:27'02.729
6	32.091	<b>32.301</b>	21.385	18.187	1'43.964	<b>279,1</b>	11:28'46.693
7	32.144	32.484	20.966	26.320	1'51.914P	<b>279,1</b>	11:30'38.607

Powered by FICr Perugia Timing

ROGER DUBUIS

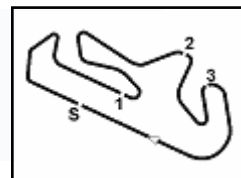






# GRAND FINALS

6.5



## Lamborghini Super Trofeo - Grand Finals - Portimao Grand Finals PRO + PRO-AM - Analysis Qualifying 1

Portimao 4.653 m

2 / 3

61 Bonaldi Motorsport (1'41.723)							87 Leipert Motorsport (1'44.932)									
Lap	Seg.1	Seg.2	Seg.3	Seg.4	Lap Time	km/h	Local Time	Lap	Seg.1	Seg.2	Seg.3	Seg.4	Lap Time	km/h	Local Time	
Loris Spinelli							Jean-Francois Brunot									
1		35.708	22.154	18.249			11:22'00.491	1		38.489	23.571	19.164			11:20'33.353	
2	33.886	33.344	21.349	17.741	1'46.320	275,5	11:23'46.811	2	36.742	35.148	23.167	18.997	1'54.054	237,4	11:22'27.407	
3	31.839	32.277	21.139	22.069	1'47.324	279,1	11:25'34.135	3	33.255	34.001	21.781	17.940	1'46.977	273,4	11:24'14.384	
4	31.617	<b>32.202</b>	<b>20.619</b>	<b>17.285</b>	<b>1'41.723</b>	279,8	11:27'15.858	4	32.731	33.054	<b>21.291</b>	<b>17.856</b>	<b>1'44.932</b>	275,5	11:25'59.316	
5	<b>31.599</b>	32.263	24.594	17.564	1'46.020	<b>280,5</b>	11:29'01.878	5	<b>32.604</b>	<b>33.028</b>	21.500	17.948	1'45.080	274,8	11:27'44.396	
6	31.871	32.494	27.581	26.138	1'58.084	274,1	11:30'59.962	6	33.120	33.561	21.812	18.330	1'46.823	274,1	11:29'31.219	
7	31.776	32.369	23.472	28.755	1'56.372P	279,8	11:32'56.334	7	40.814	41.674	23.788	18.670	2'04.946	217,7	11:31'36.165	
66 Micanek Motorsport ACCR (1'42.522)							91 Bonaldi Motorsport (1'44.055)									
Lap	Seg.1	Seg.2	Seg.3	Seg.4	Lap Time	km/h	Local Time	Lap	Seg.1	Seg.2	Seg.3	Seg.4	Lap Time	km/h	Local Time	
Karol Basz							Pietro Perolini									
1		33.791	21.450	17.440			11:22'10.933	1		42.643	46.256	28.310	17.810	2'15.019	216,9	11:19'18.483
2	32.723	32.763	21.666	17.375	1'44.527	279,1	11:23'55.460	2	32.705	33.810	21.358	18.106	1'45.979	274,8	11:23'19.481	
3	<b>31.761</b>	32.557	20.957	<b>17.247</b>	<b>1'42.522</b>	280,5	11:25'37.982	3	32.521	33.001	21.048	<b>17.485</b>	<b>1'44.055</b>	268,0	11:25'03.536	
4	32.678	34.502	21.377	17.450	1'46.007	<b>282,0</b>	11:27'23.989	4	32.551	32.989	21.112	17.746	1'44.398	274,1	11:26'47.934	
5	32.250	<b>32.198</b>	22.314	17.575	1'44.337	<b>282,0</b>	11:29'08.326	5	32.638	33.177	<b>20.982</b>	17.746	1'44.543	270,0	11:28'32.477	
6	31.973	32.536	21.609	26.703	1'52.821P	<b>282,0</b>	11:31'01.147	6	<b>32.375</b>	33.018	24.885	20.205	1'50.483	276,2	11:30'22.960	
7	2'25.133	33.047	21.763	17.729	3'37.672P		11:34'38.819	7	32.584	<b>32.941</b>	23.988	17.723	1'47.236	<b>277,6</b>	11:32'10.196	
70 Leipert Motorsport (1'46.094)							101 Wayne Taylor Racing (1'45.152)									
Lap	Seg.1	Seg.2	Seg.3	Seg.4	Lap Time	km/h	Local Time	Lap	Seg.1	Seg.2	Seg.3	Seg.4	Lap Time	km/h	Local Time	
Gerhard Watzinger							Danny Formal									
1		37.804	23.452	19.012			11:20'06.403	1		36.886	22.443	18.608			11:20'33.337	
2	34.031	34.471	<b>21.541</b>	18.059	1'48.102	268,7	11:21'54.505	2	33.977	33.360	21.209	18.311	1'46.857	272,0	11:22'20.194	
3	32.841	<b>33.734</b>	21.595	17.924	<b>1'46.094</b>	275,5	11:23'40.599	3	31.844	<b>32.535</b>	<b>20.636</b>	17.249	1'42.264C	279,1	11:24'02.458	
4	33.239	33.990	21.973	<b>17.750</b>	1'46.952	<b>277,6</b>	11:25'27.551	4	<b>31.699</b>	<b>32.535</b>	23.154	17.764	<b>1'45.152</b>	279,8	11:25'47.610	
5	<b>32.832</b>	33.931	21.846	25.136	1'53.745	276,2	11:27'21.296	5	32.167	44.415	26.015	27.534	2'10.131P	<b>280,5</b>	11:27'57.741	
6	36.202	35.832	23.892	18.684	1'54.610	261,5	11:29'15.906	6	1'59.423	36.239	22.002	<b>17.418</b>	3'15.082P		11:31'12.823	
7	33.398	34.147	22.133	18.015	1'47.693	274,1	11:31'03.599	7	31.994	33.708	28.041	18.444	1'52.187	279,1	11:33'05.010	
8	33.467	34.041	22.396	29.663	1'59.567P	276,9	11:33'03.166	8	31.984	39.286	27.217	30.197	2'08.684P	279,1	11:35'13.694	
78 VSR (1'43.578)							108 US RaceTronics (1'47.589)									
Lap	Seg.1	Seg.2	Seg.3	Seg.4	Lap Time	km/h	Local Time	Lap	Seg.1	Seg.2	Seg.3	Seg.4	Lap Time	km/h	Local Time	
Emanuele Zonzini							Damon Ockey									
1		37.539	23.035	17.832			11:22'24.418	1		39.286	27.210	24.302			11:19'23.336	
2	32.949	33.290	21.811	17.404	1'45.454	274,8	11:24'09.872	2	35.719	36.632	24.486	<b>17.766</b>	1'54.603	267,3	11:21'17.939	
3	<b>32.228</b>	33.037	<b>20.924</b>	17.425	1'43.614	279,1	11:25'53.486	3	35.572		27.046	3'03.101P	278,4	11:24'21.040		
4	32.307	33.168	21.062	<b>17.386</b>	1'43.923	278,4	11:27'37.409	4	1'18.130	34.730	24.765	18.468	2'36.093P		11:26'57.133	
5	32.313	<b>32.667</b>	21.197	17.401	<b>1'43.578</b>	278,4	11:29'20.987	5	<b>33.059</b>	34.162	25.455	19.039	1'51.715	275,5	11:28'48.848	
6	32.548	33.498	21.729	24.312	1'52.087P	279,8	11:31'13.074	6	33.244	34.407	<b>21.704</b>	18.234	<b>1'47.589</b>	<b>279,1</b>	11:30'36.437	
7	1'49.027	33.567	21.898	17.501	3'01.993P		11:34'15.067	7	33.406	35.056	23.208	18.682	1'50.352	278,4	11:32'26.789	
8	32.337	32.808	21.463	17.539	1'44.147	278,4	11:35'59.214	8	33.679	<b>33.987</b>	23.851	18.406	1'49.923	274,1	11:34'16.712	
9	32.294	32.766	21.827	26.627	1'53.514P	<b>280,5</b>	11:37'52.728	9	34.146	40.396	25.049	18.496	1'58.087	277,6	11:36'14.799	
83 Iron Dames (1'44.502)							123 Taurino Racing by D Motorsport (1'43.418)									
Lap	Seg.1	Seg.2	Seg.3	Seg.4	Lap Time	km/h	Local Time	Lap	Seg.1	Seg.2	Seg.3	Seg.4	Lap Time	km/h	Local Time	
Doriane Pin							Luke Berkeley									
1		37.484	22.541	18.923			11:20'28.738	1		36.995	23.014	18.160			11:19'04.068	
2	34.505	33.479	21.788	17.888	1'47.660	256,5	11:22'16.398	2	34.021	36.319	22.748	17.495	1'50.583	270,0	11:20'54.651	
3	32.287	33.200	21.656	<b>17.359</b>	<b>1'44.502</b>	278,4	11:24'00.900	3	32.490	<b>32.569</b>	<b>21.025</b>	<b>17.334</b>	<b>1'43.418</b>	275,5	11:22'38.069	
4	31.943	<b>32.441</b>	<b>20.709</b>	17.202	1'42.295C	280,5	11:25'43.195									
5	<b>31.851</b>	32.582	21.097	20.180	1'45.710	281,3	11:27'28.905									
6	32.091	32.703	21.859	25.454	1'52.107P	281,3	11:29'21.012									
7	2'00.479	36.200	21.998	17.787	3'16.464P		11:32'37.476									
8	32.080	32.649	20.854	17.268	1'42.851C	280,5	11:34'20.327									
9	32.175	33.753	22.746	27.487	1'56.161P	<b>282,0</b>	11:36'16.488									

05/11/2022

P = Pits In/Out - C = Lap Time Cancelled

Powered by FICr Perugia Timing

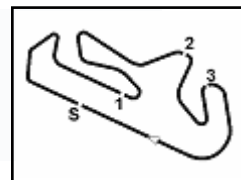
ROGER DUBUIS





# GRAND FINALS

6.5



## Lamborghini Super Trofeo - Grand Finals - Portimao Grand Finals PRO + PRO-AM - Analysis Qualifying 1

Portimao 4.653 m

3 / 3

4	32.127	32.822	21.149	17.427	1'43.525	276,9	11:24'21.594	4	32.418	33.453	21.210	17.657	1'44.738	276,9	11:24'41.499
5	<b>32.034</b>	32.962	21.044	17.444	1'43.484	<b>278,4</b>	11:26'05.078	5	<b>32.319</b>	33.187	21.082	17.741	<b>1'44.329</b>	276,9	11:26'25.828
6	32.070	32.894	22.324	18.525	1'45.813	276,9	11:27'50.891	6	32.708	33.539	22.184	18.319	1'46.750	<b>279,1</b>	11:28'12.578
7	32.324	32.994	21.177	17.820	1'44.315	276,9	11:29'35.206	7	32.794	33.616	21.889	26.423	1'54.722P	276,9	11:30'07.300
8	32.492	33.028	21.519	17.366	1'44.405	277,6	11:31'19.611	8	1'58.627	34.333	23.000	17.724	3'13.684P		11:33'20.984
9	35.358	37.272	24.566	27.833	2'05.029P	260,2	11:33'24.640	9	32.498	33.223	21.241	17.762	1'44.724	277,6	11:35'05.708
								10	32.551	33.495	23.526	26.579	1'56.151P	276,2	11:37'01.859

### 125 Wayne Taylor Racing (1'43.387)

Lap	Seg.1	Seg.2	Seg.3	Seg.4	Lap Time	km/h	Local Time
Thomas Long							
1		38.024	23.228	18.589			11:19'07.929
2	34.556	34.239	26.489	17.817	1'53.101	273,4	11:21'01.030
3	32.514	33.089	<b>21.063</b>	17.291	1'43.957	279,1	11:22'44.987
4	<b>32.062</b>	32.874	21.240	17.277	1'43.453	<b>281,3</b>	11:24'28.440
5	32.140	33.179	21.631	25.880	1'52.830P	<b>281,3</b>	11:26'21.270
6	1'57.595	33.509	23.280	17.687	3'12.071P		11:29'33.341
7	32.301	32.859	21.554	<b>17.264</b>	1'43.978	278,4	11:31'17.319
8	32.118	<b>32.702</b>	21.111	17.456	<b>1'43.387</b>	280,5	11:33'00.706
9	32.219	32.707	21.508	17.352	1'43.786	279,1	11:34'44.492
10	32.228	33.618	22.128	25.997	1'53.971P	<b>281,3</b>	11:36'38.463

### 150 US RaceTronics (1'49.637)

Lap	Seg.1	Seg.2	Seg.3	Seg.4	Lap Time	km/h	Local Time
Patrick Kujala							
1		38.194	27.785	19.900			11:21'10.573
2	39.252	33.766	26.684	18.612	1'58.314	241,6	11:23'08.887
3	31.990	<b>32.285</b>	<b>20.267</b>	17.379	1'41.921C	276,2	11:24'50.808
4	31.991	32.379	26.964	<b>18.303</b>	<b>1'49.637</b>	<b>278,4</b>	11:26'40.445
5	<b>31.920</b>	32.429	21.571	26.649	1'52.569	276,9	11:28'33.014

### 153 Wayne Taylor Racing (1'43.419)

Lap	Seg.1	Seg.2	Seg.3	Seg.4	Lap Time	km/h	Local Time
Aidan Yoder							
1		37.885	22.966	18.422			11:19'09.326
2	36.050	35.313	26.320	17.534	1'55.217	271,4	11:21'04.543
3	32.680	33.052	20.966	<b>17.333</b>	1'44.031	276,9	11:22'48.574
4	<b>32.235</b>	<b>32.884</b>	<b>20.873</b>	17.427	<b>1'43.419</b>	<b>278,4</b>	11:24'31.993
5	37.044	35.907	22.072	17.729	1'52.752	<b>278,4</b>	11:26'24.745
6	32.683	33.399	24.337	17.670	1'48.089	277,6	11:28'18.834
7	34.188	34.347	21.961	25.225	1'55.721P	277,6	11:30'08.555
8	1'56.519	33.923	21.510	17.497	3'09.449P		11:33'18.004
9	32.548	33.296	21.369	24.465	1'51.678P	277,6	11:35'09.682

### 127 Dream Racing Motorsport (1'42.543)

Lap	Seg.1	Seg.2	Seg.3	Seg.4	Lap Time	km/h	Local Time
Edoardo Liberati							
1		35.621	22.889	18.186			11:20'46.121
2	32.505	36.122	25.205	17.457	1'51.289	275,5	11:22'37.410
3	<b>31.738</b>	32.673	<b>20.695</b>	17.396	1'42.502C	276,2	11:24'19.912
4	37.171	35.513	21.425	17.529	1'51.638	277,6	11:26'11.550
5	31.874	<b>32.469</b>	20.898	17.268	1'42.509C	277,6	11:27'54.059
6	31.886	32.704	28.570	18.505	1'51.665	<b>279,8</b>	11:29'45.724
7	31.879	32.545	20.778	<b>17.341</b>	<b>1'42.543</b>	276,9	11:31'28.267
8	31.890	32.713	22.165	17.672	1'44.440C	277,6	11:33'12.707
9	31.841	32.528	21.114	24.597	1'50.080P	278,4	11:35'02.787

### 171 TPC Racing (1'43.247)

Lap	Seg.1	Seg.2	Seg.3	Seg.4	Lap Time	km/h	Local Time
Billy Johnson							
1		36.860	23.728	18.414			11:19'06.098
2	33.775	36.220	25.212	18.344	1'53.551	270,7	11:20'59.649
3	32.436	<b>32.485</b>	<b>21.003</b>	17.423	1'43.347	275,5	11:22'42.996
4	<b>32.171</b>	32.560	21.195	<b>17.321</b>	<b>1'43.247</b>	275,5	11:24'26.243
5	35.960	36.259	22.297	17.658	1'52.174	275,5	11:26'18.417
6	32.322	32.905	22.622	17.377	1'45.226	274,1	11:28'03.643
7	32.181	32.731	21.955	18.778	1'45.645	275,5	11:29'49.288
8	34.625	33.519	21.581	17.610	1'47.335	<b>277,6</b>	11:31'36.623
9	33.019	34.606	22.007	17.653	1'47.285	276,2	11:33'23.908
10	33.946	33.626	21.814	24.277	1'53.663P	274,8	11:35'17.571

### 130 ANSA Motorsports (1'41.711)

Lap	Seg.1	Seg.2	Seg.3	Seg.4	Lap Time	km/h	Local Time
Nelson jr Piquet							
1		36.475	22.152	18.276			11:19'01.602
2	34.362	39.421	23.814	18.045	1'55.642	269,3	11:20'57.244
3	32.030	32.303	23.294	17.406	1'45.033	279,1	11:22'42.277
4	<b>31.607</b>	<b>32.124</b>	<b>20.576</b>	<b>17.404</b>	<b>1'41.711</b>	<b>280,5</b>	11:24'23.988
5	41.445	45.230	22.140	26.466	2'15.281P	<b>280,5</b>	11:26'39.269

### 146 PPM (1'43.215)

Lap	Seg.1	Seg.2	Seg.3	Seg.4	Lap Time	km/h	Local Time
John DuBets							
1		38.871	25.670	18.494			11:19'16.384
2	33.304	34.198	26.333	17.830	1'51.665	275,5	11:21'08.049
3	32.337	33.219	21.051	<b>17.361</b>	1'43.968	279,1	11:22'52.017
4	<b>31.963</b>	<b>32.845</b>	<b>20.975</b>	17.432	<b>1'43.215</b>	279,1	11:24'35.232
5	32.287	33.545	22.231	17.672	1'45.735	<b>279,8</b>	11:26'20.967
6	32.577	34.394	21.875	25.900	1'54.746P	279,1	11:28'15.713
7	2'17.276	33.919	21.411	17.698	3'30.304P		11:31'46.017
8	32.490	33.875	21.394	17.467	1'45.226	278,4	11:33'31.243
9	32.211	34.313	21.331	26.367	1'54.222P	279,1	11:35'25.465

### 188 Taurino Racing by D Motorsport (1'42.715)

Lap	Seg.1	Seg.2	Seg.3	Seg.4	Lap Time	km/h	Local Time
Giano Taurino							
1		40.577	23.905	20.005			11:20'32.665
2	35.635	34.633	23.228	17.637	1'51.133	242,7	11:22'23.798
3	32.454	<b>32.536</b>	<b>20.771</b>	<b>17.206</b>	1'42.967	276,2	11:24'06.765
4	<b>31.928</b>	32.616	20.860	17.311	<b>1'42.715</b>	<b>277,6</b>	11:25'49.480
5	32.416	36.281	24.859	17.459	1'51.015	<b>277,6</b>	11:27'40.495
6	32.405	35.178	22.929	27.142	1'57.654P	<b>277,6</b>	11:29'38.149
7	3'50.489	34.896	21.813	17.626	5'04.824P		11:34'42.973
8	32.245	32.693	20.791	27.437	1'53.166P	276,2	11:36'36.139

### 147 PPM (1'44.329)

Lap	Seg.1	Seg.2	Seg.3	Seg.4	Lap Time	km/h	Local Time
Sebastian Carazo							
1		39.461	24.950	18.529			11:19'17.503
2	34.633	34.621	27.899	17.896	1'55.049	272,7	11:21'12.552
3	32.716	<b>33.132</b>	<b>20.707</b>	17.654	1'44.209C	276,2	11:22'56.761

05/11/2022

P = Pits In/Out - C = Lap Time Cancelled

Powered by FICr Perugia Timing

ROGER DUBUIS

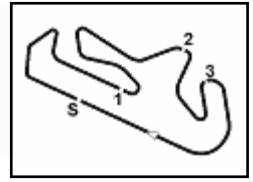






# GRAND FINALS

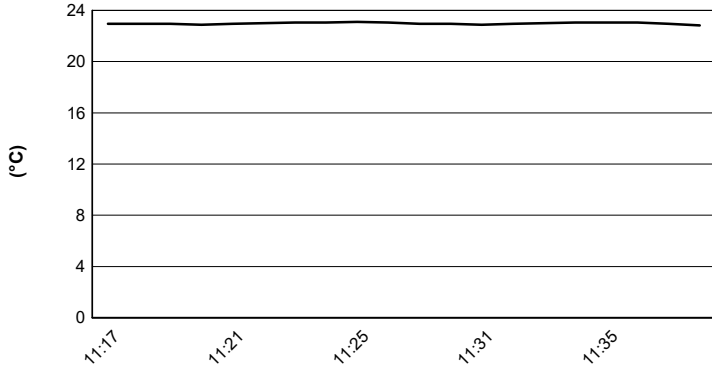
6.6



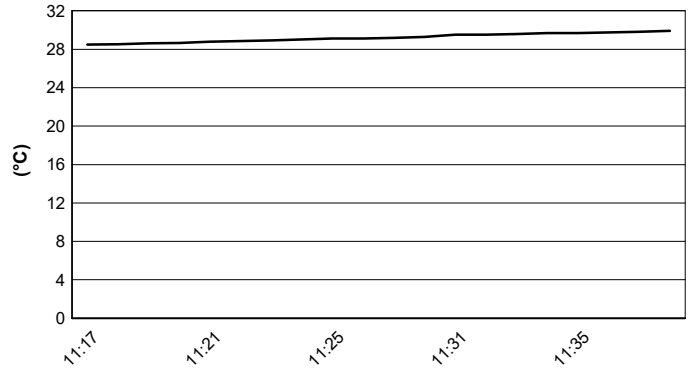
Portimao 4.653 m

Lamborghini Super Trofeo - Grand Finals - Portimao  
Grand Finals PRO + PRO-AM - Weather Report Qualifying 1  
Session started 11:17 - Session ended 11:39


### Air Temperature



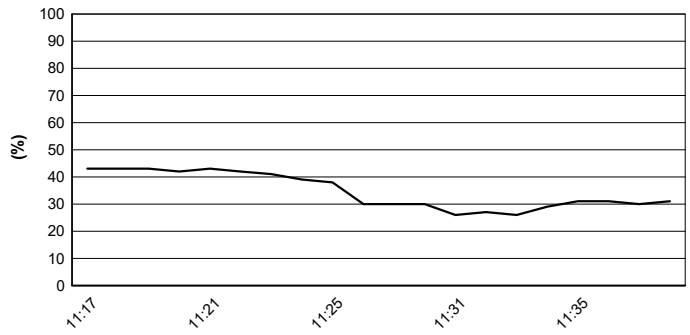
### Track Temperature



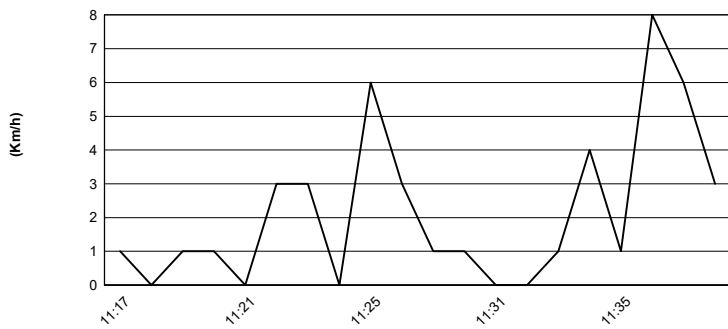
### Air Pressure



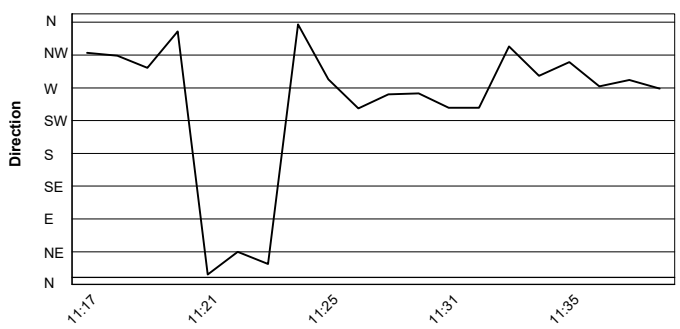
### Humidity



### Wind Speed



### Wind Direction



05/11/2022

Powered by FICr Perugia Timing

ROGER DUBUIS

