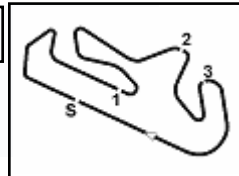




GRAND FINALS

9.1

Lamborghini Super Trofeo - Grand Finals - Portimao

Grand Finals PRO + PRO-AM - Results Race 2

Laps 28 = 130,284 km - Avg 155,461 km/h - Race Time 50'16.975

Portimao 4.653 m

1 / 2

No.	Driver 1 Entrant	Driver 2 Team	Car	Class	Laps	Time	Gap	Rel.	Fastest Lap
1	130 PIQUET Nelson jr (BRA) ANSA MOTORSPORTS	ANSA Motorsports	Huracán Super Trofeo EVO2	PRO	28	50'16.975		4	1'43.105
2	101 MARCELLI Kyle (CAN) WAYNE TAYLOR RACING	FORMAL Danny (CRI) 1'43.900 Wayne Taylor Racing	Huracán Super Trofeo EVO2	PRO	28	50'18.201	1.226	1.226	3 1'43.135
3	54 TEEKENS Milan (NLD) TARGET RACING	MORETTI Marzio (ITA) 1'44.424 Target Racing	Huracán Super Trofeo EVO2	PRO	28	50'31.805	14.830	13.604	4 1'43.831
4	61 WEERING Max (NLD) 1'44.653 BONALDI MOTORSPORT	SPINELLI Loris (ITA) Bonaldi Motorsport	Huracán Super Trofeo EVO2	PRO	28	50'33.433	16.458	1.628	21 1'43.655
5P	150 KUJALA Patrick (FIN) US RACETRONICS	US RaceTronics	Huracán Super Trofeo EVO2	PRO	28	50'37.050	20.075	3.617	3 1'43.654
6	171 JOHNSON Billy (USA) TPC RACING	TPC Racing	Huracán Super Trofeo EVO2	PRO	28	50'54.743	37.768	17.693	6 1'44.562
7P	188 TAURINO Giano (ZAF) TAURINO RACING BY D MOTORSPORT	Taurino Racing by D Motorsport	Huracán Super Trofeo EVO2	PRO	28	50'59.360	42.385	4.617	4 1'44.203
8P	83 PIN Doriane (FRA) IRON DAMES	GATTING Michelle (DNK) 1'44.600 Iron Dames	Huracán Super Trofeo EVO2	PRO	28	51'01.758	44.783	2.398	15 1'44.492
9	146 LEW Bryson (USA) 1'45.118 PPM	DUBETS John (USA) Precision Performance Motorsports	Huracán Super Trofeo EVO2	PROAM	28	51'05.090	48.115	3.332	21 1'44.927
10	153 YODER Aidan (USA) 1'45.614 WAYNE TAYLOR RACING	MISSIG Jordan (USA) Wayne Taylor Racing	Huracán Super Trofeo EVO2	PRO	28	51'14.852	57.877	9.762	5 1'45.568
11	78 COLOMBINI Emanuel (SMR) 1'45.866 VSR	ZONZINI Emanuele (SMR) VSR	Huracán Super Trofeo EVO2	PROAM	28	51'15.592	58.617	0.740	14 1'45.239
12	27 CIGLIA Massimo (ITA) 1'46.153 OREGON TEAM	WILLIAMSON Lewis (GBR) Oregon Team	Huracán Super Trofeo EVO2	PROAM	28	51'16.617	59.642	1.025	14 1'44.676
13P	123 BERKELEY Luke (USA) TAURINO RACING BY D MOTORSPORT	Taurino Racing by D Motorsport	Huracán Super Trofeo EVO2	PRO	28	51'22.294	1'05.319	5.677	8 1'45.105
14	11 CHOVET Pierre-Louis (FRA) OREGON TEAM	TARABINI Alessandro Lorenzo (ITA) 1'47.170 Oregon Team	Huracán Super Trofeo EVO2	PRO	28	51'25.696	1'08.721	3.402	15 1'44.128
15P	9 PETELET Milane (FRA) TARGET RACING	GVAZAVA Dmitry 1'45.657 Target Racing	Huracán Super Trofeo EVO2	PROAM	28	51'26.242	1'09.267	0.546	25 1'44.840
16P	125 HARRISON Ashton (USA) WAYNE TAYLOR RACING	LONG Thomas (USA) 1'45.666 Wayne Taylor Racing	Huracán Super Trofeo EVO2	PROAM	28	51'38.760	1'21.785	12.518	3 1'45.474
17	127 LIBERATI Edoardo (ITA) 1'44.382 DREAM RACING MOTORSPORT	CAPITANIO Dario (ITA) Dream Racing Motorsport	Huracán Super Trofeo EVO2	PRO	28	51'39.454	1'22.479	0.694	5 1'44.336
18P	20 VAN DEN BERG Robert (NLD) ROBERT VAN DEN BERG	HBR motorsport	Huracán Super Trofeo EVO2	PRO	28	51'40.188	1'23.213	0.734	20 1'45.589
19	29 PEDROSA Daniel (ESP) 1'47.740 REXAL FFF RACING TEAM	BORGA Antonin (CHE) Rexal FFF Racing Team	Huracán Super Trofeo EVO2	PROAM	28	51'46.963	1'29.988	6.775	13 1'45.541
20	147 ORTIZ Bryan (PRI) PPM	CARAZO Sebastian (PRI) 1'45.793 Precision Performance Motorsports	Huracán Super Trofeo EVO2	PROAM	28	51'48.173	1'31.198	1.210	8 1'44.517
21P	6 D'AURIA Jean-Luc (CHE) VSR	TRIBAUDINI Stephane (FRA) 1'44.707 VSR	Huracán Super Trofeo EVO2	PRO	28	51'50.345	1'33.370	2.172	5 1'44.201
22P	70 WATZINGER Gerhard (USA) 1'50.992 LEIPERT MOTORSPORT	LEITCH Brendon (NZL) Leipert Motorsport	Huracán Super Trofeo EVO2	PROAM	28	52'10.976	1'54.001	20.631	5 1'43.883
23P	87 LI Kerong (USA) LEIPERT MOTORSPORT	Leipert Motorsport	Huracán Super Trofeo EVO2	PROAM	27	52'07.793	1 Lap	1 Lap	5 1'48.281
24P	108 OCKEY Damon (CAN) 1'49.167 US RACETRONICS	LIDDY Patrick (USA) US RaceTronics	Huracán Super Trofeo EVO2	PROAM	25	46'30.025	3 Laps	2 Laps	6 1'44.668
----- Not Classified -----									
RET	18 SERBAN David-Mihai (ROU) LEIPERT MOTORSPORT	Leipert Motorsport	Huracán Super Trofeo EVO2	PRO	16	32'21.931	12 Laps		3 1'45.944
RET	28 BONDUDEL Amaury (FRA) AMAURY BONDUDEL	BDR Competition	Huracán Super Trofeo EVO2	PRO	7	12'26.949	21 Laps		5 1'43.999
RET	91 PEROLINI Pietro (ITA) BONALDI MOTORSPORT	Bonaldi Motorsport	Huracán Super Trofeo EVO2	PROAM	4	9'22.414	24 Laps		
RET	51 WELLS Dan (GBR) REXAL FFF RACING TEAM	LEE Oscar (USA) Rexal FFF Racing Team	Huracán Super Trofeo EVO2	PROAM	1	1'54.550	27 Laps		
NS	66 FORMANEK Bronek (CZE) MICANEK MOTORSPORT ACCR	BASZ Karol (POL) MicaneK Motorsport ACCR	Huracán Super Trofeo EVO2	PROAM					

Starting: 29 Classified: 24 Not Classified: 0 Retired: 4 Not Started: 1
 Fastest Lap N. 4 No. 130 Nelson jr Piquet Time 1'43.105 Avg. 162,464 Km/h

Humidity:	50%	AIR	23°C
Condition:	DRY	Track	29°C

Clerk of the Course : Delcio Santos

Race Director : Alain Adam

06/11/2022	Start 14:48	End 15:47
------------	----------------	--------------

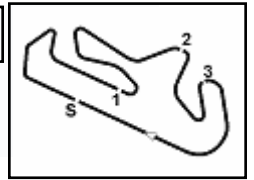
Powered by FICr Perugia Timing

ROGER DUBUIS



GRAND FINALS

9.1



Portimao 4.653 m

2 / 2

Lamborghini Super Trofeo - Grand Finals - Portimao Grand Finals PRO + PRO-AM - Results Race 2

Penalty and Infringement

14.54	#6 +5 SEC CAUSING COLLISION
15.17	#20 +5SEC AT THE END OF THE RACE - TRACK LIMITS
15.19	#123 +5 SEC AT THE END OF THE RACE CAUSING COLLISION
15.20	#125 +5 SEC AT THE OF THE RACE - TRACK LIMITS
15.21	#87 +1.557 SEC AT THE END OF THE RACE
15.22	#150 #9 #20 + 5 SEC AT THE END OF THE RACE - TRACK LIMITS
15.22	#83 #70 + 5 SEC AT THE END OF THE RACE - TRACK LIMITS
15.23	#188 +5SEC AT THE END OF THE RACE CAUSING COLLISION
15.26	#125 +5 SEC AT THE END OF THE RACE - TRACK LIMITS
15.30	#20 #108 +5 SEC AT THE END OF THE RACE - TRACK LIMITS
15.31	#188 +5 SEC AT THE END OF THE RACE - TRACK LIMITS
15.32	#6 +5 SEC AT THE END OF THE RACE -TRACK LIMITS
15.33	#125 +5 SEC AT THE END OF THE RACE -TRACK LIMITS
15.36	#83 +5 SEC AT THE END OF THE RACE CAUSING COLLISION
15.37	#9 +5 SEC AT THE END OF THE RACE TRACK LIMITS
16.16	#83 +5 SEC AT THE END OF THE RACE - TRACK LIMITS
16.16	#123 +5 SEC AT THE END OF THE RACE - TRACK LIMITS

Clerk of the Course : Delcio Santos

Race Director : Alain Adam

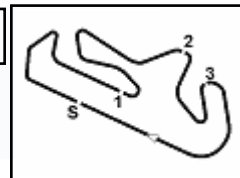
	Start	End
06/11/2022	14:48	15:47

Powered by FICr Perugia Timing





GRAND FINALS

9.2

Portimao 4.653 m

1 / 2

Lamborghini Super Trofeo - Grand Finals - Portimao Grand Finals PRO + PRO-AM - Result by Class Race 2

PRO Cup

Laps 28 = 130,284 km - Avg 155,461 km/h - Race Time 50'16.975

No.	Driver 1 Entrant	Driver 2 Team	Car	Laps	Time	Gap	Rel.	Fastest Lap
1	130 PIQUET Nelson jr (BRA) ANSA MOTORSPORTS	ANSA Motorsports	Huracán Super Trofeo EVO2	28	50'16.975		4	1'43.105
2	101 MARCELLI Kyle (CAN) WAYNE TAYLOR RACING	FORMAL Danny (CRI) 1'43.900 Wayne Taylor Racing	Huracán Super Trofeo EVO2	28	50'18.201	1.226	1.226	3 1'43.135
3	54 TEEKENS Milan (NLD) TARGET RACING	MORETTI Marzio (ITA) 1'44.424 Target Racing	Huracán Super Trofeo EVO2	28	50'31.805	14.830	13.604	4 1'43.831
4	61 WEERING Max (NLD) 1'44.653 BONALDI MOTORSPORT	SPINELLI Loris (ITA) Bonaldi Motorsport	Huracán Super Trofeo EVO2	28	50'33.433	16.458	1.628	21 1'43.655
5P	150 KUJALA Patrick (FIN) US RACETRONICS	US RaceTronics	Huracán Super Trofeo EVO2	28	50'37.050	20.075	3.617	3 1'43.654
6	171 JOHNSON Billy (USA) TPC RACING	TPC Racing	Huracán Super Trofeo EVO2	28	50'54.743	37.768	17.693	6 1'44.562
7P	188 TAURINO Giano (ZAF) TAURINO RACING BY D MOTORSPORT	Taurino Racing by D Motorsport	Huracán Super Trofeo EVO2	28	50'59.360	42.385	4.617	4 1'44.203
8P	83 PIN Doriane (FRA) IRON DAMES	GATTING Michelle (DNK) 1'44.600 Iron Dames	Huracán Super Trofeo EVO2	28	51'01.758	44.783	2.398	15 1'44.492
9	153 YODER Aidan (USA) 1'45.614 WAYNE TAYLOR RACING	MISSIG Jordan (USA) Wayne Taylor Racing	Huracán Super Trofeo EVO2	28	51'14.852	57.877	13.094	5 1'45.568
10P	123 BERKELEY Luke (USA) TAURINO RACING BY D MOTORSPORT	Taurino Racing by D Motorsport	Huracán Super Trofeo EVO2	28	51'22.294	1'05.319	7.442	8 1'45.105
11	11 CHOVET Pierre-Louis (FRA) OREGON TEAM	TARABINI Alessandro Lorenzo (ITA) 1'47.170 Oregon Team	Huracán Super Trofeo EVO2	28	51'25.696	1'08.721	3.402	15 1'44.128
12	127 LIBERATI Edoardo (ITA) 1'44.382 DREAM RACING MOTORSPORT	CAPITANIO Dario (ITA) Dream Racing Motorsport	Huracán Super Trofeo EVO2	28	51'39.454	1'22.479	13.758	5 1'44.336
13P	20 VAN DEN BERG Robert (NLD) ROBERT VAN DEN BERG	HBR motorsport	Huracán Super Trofeo EVO2	28	51'40.188	1'23.213	0.734	20 1'45.589
14P	6 D'AURIA Jean-Luc (CHE) VSR	TRIBAUDINI Stephane (FRA) 1'44.707 VSR	Huracán Super Trofeo EVO2	28	51'50.345	1'33.370	10.157	5 1'44.201
----- Not Classified -----								
RET	18 SERBAN David-Mihai (ROU) LEIPERT MOTORSPORT	Leipert Motorsport	Huracán Super Trofeo EVO2	16	32'21.931	12 Laps		3 1'45.944
RET	28 BONDUJEL Amaury (FRA) AMAURY BONDUJEL	BDR Competition	Huracán Super Trofeo EVO2	7	12'26.949	21 Laps		5 1'43.999

Starting: 16 Classified: 14 Not Classified: 0 Retired: 2 Not Started: 0
 Fastest Lap N. 4 No. 130 Nelson jr Piquet Time 1'43.105 Avg. 162,464 Km/h

Clerk of the Course : Delcio Santos

Race Director : Alain Adam

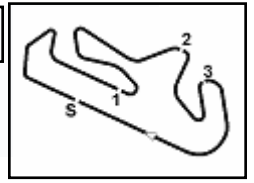
06/11/2022 Start 14:48 End 15:47

Powered by FICr Perugia Timing

ROGER DUBUIS



GRAND FINALS

9.2

Portimao 4.653 m

2 / 2

Lamborghini Super Trofeo - Grand Finals - Portimao Grand Finals PRO + PRO-AM - Result by Class Race 2

PRO AM Cup

Laps 28 = 130,284 km - Avg 153,021 km/h - Race Time 51'05.090

No.	Driver 1 Entrant	Driver 2 Team	Car	Laps	Time	Gap	Rel.	Fastest Lap
1	146 LEW Bryson (USA) 1'45.118 PPM	DUBETS John (USA) Precision Performance Motorsports	Huracán Super Trofeo EVO2	28	51'05.090		21	1'44.927
2	78 COLOMBINI Emanuel (SMR) 1'45.866 VSR	ZONZINI Emanuele (SMR) VSR	Huracán Super Trofeo EVO2	28	51'15.592	10.502	10.502	14 1'45.239
3	27 CIGLIA Massimo (ITA) 1'46.153 OREGON TEAM	WILLIAMSON Lewis (GBR) Oregon Team	Huracán Super Trofeo EVO2	28	51'16.617	11.527	1.025	14 1'44.676
4P	9 PETELET Milane (FRA) TARGET RACING	GVAZAVA Dmitry 1'45.657 Target Racing	Huracán Super Trofeo EVO2	28	51'26.242	21.152	9.625	25 1'44.840
5P	125 HARRISON Ashton (USA) WAYNE TAYLOR RACING	LONG Thomas (USA) 1'45.666 Wayne Taylor Racing	Huracán Super Trofeo EVO2	28	51'38.760	33.670	12.518	3 1'45.474
6	29 PEDROSA Daniel (ESP) 1'47.740 REXAL FFF RACING TEAM	BORGA Antonin (CHE) Rexal FFF Racing Team	Huracán Super Trofeo EVO2	28	51'46.963	41.873	8.203	13 1'45.541
7	147 ORTIZ Bryan (PRI) PPM	CARAZO Sebastian (PRI) 1'45.793 Precision Performance Motorsports	Huracán Super Trofeo EVO2	28	51'48.173	43.083	1.210	8 1'44.517
8P	70 WATZINGER Gerhard (USA) 1'50.992 LEIPERT MOTORSPORT	LEITCH Brendon (NZL) Leipert Motorsport	Huracán Super Trofeo EVO2	28	52'10.976	1'05.886	22.803	5 1'43.883
9P	87 LI Kerong (USA) LEIPERT MOTORSPORT	Leipert Motorsport	Huracán Super Trofeo EVO2	27	52'07.793	1 Lap	1 Lap	5 1'48.281
10P	108 OCKEY Damon (CAN) 1'49.167 US RACETRONICS	LIDDY Patrick (USA) US RaceTronics	Huracán Super Trofeo EVO2	25	46'30.025	3 Laps	2 Laps	6 1'44.668
----- Not Classified -----								
RET	91 PEROLINI Pietro (ITA) BONALDI MOTORSPORT	Bonaldi Motorsport	Huracán Super Trofeo EVO2	4	9'22.414	24 Laps		
RET	51 WELLS Dan (GBR) REXAL FFF RACING TEAM	LEE Oscar (USA) Rexal FFF Racing Team	Huracán Super Trofeo EVO2	1	1'54.550	27 Laps		
NS	66 FORMANEK Bronek (CZE) MICANEK MOTORSPORT ACCR	BASZ Karol (POL) Micanek Motorsport ACCR	Huracán Super Trofeo EVO2					

Starting: 13 Classified: 10 Not Classified: 0 Retired: 2 Not Started: 1
 Fastest Lap N. 5 No. 70 Brendon Leitch Time 1'43.883 Avg. 161,247 Km/h

Humidity:	50%	AIR	23°C
Condition:	DRY	Track	29°C

Clerk of the Course : Delcio Santos

Race Director : Alain Adam

06/11/2022 Start 14:48 End 15:47

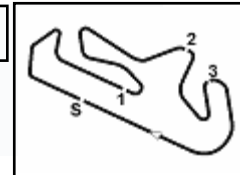
Powered by FICr Perugia Timing

ROGER DUBUIS



GRAND FINALS

9.3



Lamborghini Super Trofeo - Grand Finals - Portimao Grand Finals PRO + PRO-AM - Sectors and Speed Race 2

Portimao 4.653 m

RESULTS

1	130 ANSA MOTORSPORTS	Huracán Super Trofeo EVO2	Laps 28
2	101 WAYNE TAYLOR RACING	Huracán Super Trofeo EVO2	1.226
3	54 TARGET RACING	Huracán Super Trofeo EVO2	14.830
4	61 BONALDI MOTORSPORT	Huracán Super Trofeo EVO2	16.458
5	150 US RACETRONICS	Huracán Super Trofeo EVO2	20.075
6	171 TPC RACING	Huracán Super Trofeo EVO2	37.768
7	188 TAURINO RACING BY D MOT	Huracán Super Trofeo EVO2	42.385
8	83 IRON DAMES	Huracán Super Trofeo EVO2	44.783
9	146 PPM	Huracán Super Trofeo EVO2	48.115
10	153 WAYNE TAYLOR RACING	Huracán Super Trofeo EVO2	57.877
11	78 VSR	Huracán Super Trofeo EVO2	58.617
12	27 OREGON TEAM	Huracán Super Trofeo EVO2	59.642
13	123 TAURINO RACING BY D MOT	Huracán Super Trofeo EVO2	1'05.319
14	11 OREGON TEAM	Huracán Super Trofeo EVO2	1'08.721
15	9 TARGET RACING	Huracán Super Trofeo EVO2	1'09.267
16	125 WAYNE TAYLOR RACING	Huracán Super Trofeo EVO2	1'21.785
17	127 DREAM RACING MOTORSPOR	Huracán Super Trofeo EVO2	1'22.479
18	20 ROBERT VAN DEN BERG	Huracán Super Trofeo EVO2	1'23.213
19	29 REXAL FFF RACING TEAM	Huracán Super Trofeo EVO2	1'29.988
20	147 PPM	Huracán Super Trofeo EVO2	1'31.988
21	6 VSR	Huracán Super Trofeo EVO2	1'33.370
22	70 LEIPERT MOTORSPORT	Huracán Super Trofeo EVO2	1'54.001
23	87 LEIPERT MOTORSPORT	Huracán Super Trofeo EVO2	1 Lap
24	108 US RACETRONICS	Huracán Super Trofeo EVO2	3 Laps
RET	18 LEIPERT MOTORSPORT	Huracán Super Trofeo EVO2	12 Laps
RET	28 AMAURY BONDUEL	Huracán Super Trofeo EVO2	21 Laps
RET	91 BONALDI MOTORSPORT	Huracán Super Trofeo EVO2	24 Laps
RET	51 REXAL FFF RACING TEAM	Huracán Super Trofeo EVO2	27 Laps
NS	66 MICANEK MOTORSPORT AC	Huracán Super Trofeo EVO2	

SPEED

1	61 BONALDI MOTORSPORT	Huracán Super Trofeo EVO2	286,5
2	9 TARGET RACING	Huracán Super Trofeo EVO2	282,0
3	6 VSR	Huracán Super Trofeo EVO2	281,3
4	11 OREGON TEAM	Huracán Super Trofeo EVO2	280,5
5	130 ANSA MOTORSPORTS	Huracán Super Trofeo EVO2	280,5
6	125 WAYNE TAYLOR RACING	Huracán Super Trofeo EVO2	280,5
7	83 IRON DAMES	Huracán Super Trofeo EVO2	279,8
8	146 PPM	Huracán Super Trofeo EVO2	279,8
9	101 WAYNE TAYLOR RACING	Huracán Super Trofeo EVO2	279,8
10	18 LEIPERT MOTORSPORT	Huracán Super Trofeo EVO2	279,1
11	27 OREGON TEAM	Huracán Super Trofeo EVO2	279,1
12	78 VSR	Huracán Super Trofeo EVO2	279,1
13	153 WAYNE TAYLOR RACING	Huracán Super Trofeo EVO2	279,1
14	147 PPM	Huracán Super Trofeo EVO2	279,1
15	29 REXAL FFF RACING TEAM	Huracán Super Trofeo EVO2	278,4
16	108 US RACETRONICS	Huracán Super Trofeo EVO2	278,4
17	54 TARGET RACING	Huracán Super Trofeo EVO2	278,4
18	150 US RACETRONICS	Huracán Super Trofeo EVO2	278,4
19	20 ROBERT VAN DEN BERG	Huracán Super Trofeo EVO2	278,4
20	171 TPC RACING	Huracán Super Trofeo EVO2	277,6
21	70 LEIPERT MOTORSPORT	Huracán Super Trofeo EVO2	277,6
22	127 DREAM RACING MOTORSPOR	Huracán Super Trofeo EVO2	276,9
23	28 AMAURY BONDUEL	Huracán Super Trofeo EVO2	276,2
24	123 TAURINO RACING BY D MOT	Huracán Super Trofeo EVO2	276,2
25	188 TAURINO RACING BY D MOT	Huracán Super Trofeo EVO2	276,2
26	51 REXAL FFF RACING TEAM	Huracán Super Trofeo EVO2	274,1
27	87 LEIPERT MOTORSPORT	Huracán Super Trofeo EVO2	273,4
28	91 BONALDI MOTORSPORT	Huracán Super Trofeo EVO2	269,3

SEG. 1

1	130 ANSA MOTORSPORTS	31.960
2	61 BONALDI MOTORSPOR	32.090
3	101 WAYNE TAYLOR RACIN	32.126
4	54 TARGET RACING	32.154
5	28 AMAURY BONDUEL	32.179
6	70 LEIPERT MOTORSPOR	32.188
7	150 US RACETRONICS	32.192
8	11 OREGON TEAM	32.219
9	6 VSR	32.235
10	127 DREAM RACING MOTO	32.297
11	188 TAURINO RACING BY D	32.367
12	27 OREGON TEAM	32.404
13	108 US RACETRONICS	32.425
14	83 IRON DAMES	32.462
15	146 PPM	32.496
16	9 TARGET RACING	32.527
17	78 VSR	32.536
18	171 TPC RACING	32.545
19	20 ROBERT VAN DEN BER	32.549
20	123 TAURINO RACING BY D	32.557
21	29 REXAL FFF RACING TE	32.571
22	125 WAYNE TAYLOR RACIN	32.579
23	147 PPM	32.619
24	153 WAYNE TAYLOR RACIN	32.665
25	18 LEIPERT MOTORSPOR	32.846
26	87 LEIPERT MOTORSPOR	33.257
27	91 BONALDI MOTORSPOR	33.407
28	51 REXAL FFF RACING TE	39.624

SEG. 2

1	130 ANSA MOTORSPORTS	32.645
2	70 LEIPERT MOTORSPOR	32.658
3	101 WAYNE TAYLOR RACIN	32.661
4	11 OREGON TEAM	32.718
5	28 AMAURY BONDUEL	32.801
6	54 TARGET RACING	32.802
7	127 DREAM RACING MOTO	32.838
8	61 BONALDI MOTORSPOR	32.851
9	6 VSR	32.861
10	150 US RACETRONICS	32.885
11	83 IRON DAMES	32.921
12	188 TAURINO RACING BY D	32.939
13	171 TPC RACING	32.998
14	147 PPM	33.013
15	27 OREGON TEAM	33.041
16	9 TARGET RACING	33.076
17	108 US RACETRONICS	33.079
18	78 VSR	33.121
19	20 ROBERT VAN DEN BER	33.130
20	153 WAYNE TAYLOR RACIN	33.209
21	146 PPM	33.224
22	123 TAURINO RACING BY D	33.275
23	125 WAYNE TAYLOR RACIN	33.369
24	29 REXAL FFF RACING TE	33.373
25	18 LEIPERT MOTORSPOR	33.670
26	87 LEIPERT MOTORSPOR	34.276
27	51 REXAL FFF RACING TE	34.908
28	91 BONALDI MOTORSPOR	35.744

SEG. 3

1	150 US RACETRONICS	20.742
2	130 ANSA MOTORSPORTS	20.814
3	6 VSR	20.860
4	61 BONALDI MOTORSPOR	20.876
5	101 WAYNE TAYLOR RACIN	20.898
6	54 TARGET RACING	20.956
7	28 AMAURY BONDUEL	21.034
8	70 LEIPERT MOTORSPOR	21.067
9	147 PPM	21.102
10	83 IRON DAMES	21.120
11	108 US RACETRONICS	21.127
12	188 TAURINO RACING BY D	21.131
13	9 TARGET RACING	21.167
14	27 OREGON TEAM	21.169
15	153 WAYNE TAYLOR RACIN	21.179
16	127 DREAM RACING MOTO	21.199
17	11 OREGON TEAM	21.291
18	123 TAURINO RACING BY D	21.293
19	171 TPC RACING	21.303
20	125 WAYNE TAYLOR RACIN	21.330
21	29 REXAL FFF RACING TE	21.419
22	146 PPM	21.424
23	18 LEIPERT MOTORSPOR	21.434
24	78 VSR	21.494
25	20 ROBERT VAN DEN BER	21.716
26	91 BONALDI MOTORSPOR	21.802
27	87 LEIPERT MOTORSPOR	21.891
28	51 REXAL FFF RACING TE	21.975

SEG. 4

1	101 WAYNE TAYLOR RACIN	17.381
2	146 PPM	17.449
3	61 BONALDI MOTORSPOR	17.480
4	11 OREGON TEAM	17.485
5	130 ANSA MOTORSPORTS	17.490
6	171 TPC RACING	17.492
7	127 DREAM RACING MOTO	17.500
8	6 VSR	17.510
9	54 TARGET RACING	17.534
10	27 OREGON TEAM	17.569
11	147 PPM	17.571
12	150 US RACETRONICS	17.625
13	108 US RACETRONICS	17.631
14	83 IRON DAMES	17.642
15	125 WAYNE TAYLOR RACIN	17.646
16	188 TAURINO RACING BY D	17.663
17	18 LEIPERT MOTORSPOR	17.684
18	29 REXAL FFF RACING TE	17.696
19	78 VSR	17.712
20	28 AMAURY BONDUEL	17.726
21	70 LEIPERT MOTORSPOR	17.727
22	123 TAURINO RACING BY D	17.735
23	20 ROBERT VAN DEN BER	17.773
24	153 WAYNE TAYLOR RACIN	17.777
25	9 TARGET RACING	17.792
26	91 BONALDI MOTORSPOR	17.953
27	51 REXAL FFF RACING TE	18.043
28	87 LEIPERT MOTORSPOR	18.379

06/11/2022

Powered by FICr Perugia Timing

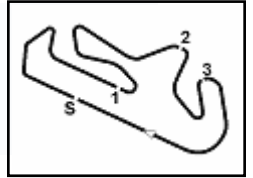
ROGER DUBUIS





GRAND FINALS

9.4



Portimao 4.653 m

Lamborghini Super Trofeo - Grand Finals - Portimao

Grand Finals PRO + PRO-AM - Lap Chart Race 2

	Lap																												
	1	2	3	4	5	6	7	8	9	10	11	12	13	14	15	16	17	18	19	20	21	22	23	24	25	26	27	28	
1	130	130	130	130	130	130	130	130	130	130	130	130	130	130	70	70	130	130	130	130	130	130	130	130	130	130	130	130	130
2	150	150	150	150	150	150	150	150	150	150	150	150	54	54	54	108	101	101	101	101	101	101	101	101	101	101	101	101	101
3	101	101	101	101	101	101	101	101	101	101	101	101	150	70	108	147	54	54	54	54	54	54	54	54	54	54	54	54	54
4	70	70	70	70	70	70	70	70	70	54	54	54	70	171	147	29	150	150	150	150	150	150	150	150	150	150	150	150	150
5	54	54	54	54	54	54	54	54	54	70	70	70	6	108	171	130	70	61	61	61	61	61	61	61	61	61	61	61	61
6	28	28	28	28	28	28	6	6	6	6	6	6	101	147	29	101	188	188	188	188	188	188	188	188	188	83	83	83	
7	188	188	188	188	188	6	188	188	188	188	188	171	171	29	20	54	61	83	83	83	83	83	83	83	83	188	188	188	
8	83	6	6	6	6	188	171	171	171	171	171	108	108	20	18	150	83	171	171	171	171	171	171	171	171	171	171	171	
9	171	171	171	171	171	171	83	83	83	83	83	188	147	153	130	188	171	70	70	146	146	146	146	146	146	146	146	146	
10	6	83	83	83	83	83	127	127	127	127	108	147	29	18	101	83	108	146	146	70	123	123	123	123	123	123	123	123	
11	29	29	127	127	127	127	108	108	108	108	61	83	153	6	150	61	146	108	123	123	153	153	153	153	153	153	153	153	
12	127	127	108	108	108	108	61	61	61	61	147	123	123	101	188	171	123	123	108	153	78	78	78	78	78	78	78	78	
13	108	108	29	61	61	61	147	147	147	147	127	61	20	150	83	146	153	153	153	78	70	9	9	9	9	9	9	9	
14	61	61	61	29	123	123	28	123	123	123	123	29	18	188	61	123	78	78	78	108	9	27	27	27	27	27	27	27	
15	147	123	123	123	29	147	123	29	146	146	146	153	188	83	123	153	29	125	125	108	125	125	125	125	125	125	125	125	
16	123	147	147	147	147	29	29	146	29	29	29	20	83	61	146	78	125	9	9	9	125	70	20	20	20	20	20	20	
17	146	146	146	146	146	146	146	20	20	153	153	146	61	123	153	125	9	29	20	20	27	20	11	11	11	11	11	11	
18	20	20	20	20	20	20	20	153	153	20	20	18	146	146	78	9	20	20	27	27	20	108	108	127	127	127	127	127	
19	78	78	78	78	78	78	153	78	78	78	78	78	78	78	125	20	6	6	6	6	29	11	70	108	29	6	6	6	
20	18	18	18	18	153	153	78	18	125	125	125	125	125	9	6	27	27	29	29	11	127	127	29	6	29	29	29	29	
21	51	153	153	153	18	18	18	125	18	18	18	9	9	9	6	27	11	11	11	11	127	29	29	70	108	147	147	147	
22	125	125	125	125	125	125	125	9	9	9	9	27	27	27	27	127	127	127	127	127	147	147	6	6	147	70	70	70	
23	27	9	9	9	9	9	9	27	27	27	27	127	127	127	127	11	147	147	147	147	6	6	147	147	70	87	87	87	
24	153	27	27	27	27	27	11	11	11	11	11	11	11	11	11	11	87	87	87	87	87	87	87	87	87	87	87	87	
25	91	11	11	11	11	11	11	87	87	87	87	87	87	87	87	18													
26	9	87	87	87	87	87	87																						
27	11	91	91	91																									
28	87																												

Final Result		
1	130 ANSA MOTORSPORT	Laps 28
2	101 WAYNE TAYLOR RAC	1.226
3	54 TARGET RACING	14.830
4	61 BONALDI MOTORSP	16.458
5	150 US RACETRONICS (P	20.075
6	171 TPC RACING	37.768
7	188 TAURINO RACING BY	42.385
8	83 IRON DAMES (P)	44.783
9	146 PPM	48.115
10	153 WAYNE TAYLOR RAC	57.877
11	78 VSR	58.617
12	27 OREGON TEAM	59.642
13	123 TAURINO RACING BY	1'05.319
14	11 OREGON TEAM	1'08.721
15	9 TARGET RACING (P)	1'09.267
16	125 WAYNE TAYLOR RAC	1'21.785
17	127 DREAM RACING MOT	1'22.479
18	20 ROBERT VAN DEN B	1'23.213
19	29 REXAL FFF RACING	1'29.988
20	147 PPM	1'31.198
21	6 VSR (P)	1'33.370
22	70 LEIPERT MOTORSP	1'54.001
23	87 LEIPERT MOTORSP	1 Lap
24	108 US RACETRONICS (P	3 Laps
RET	18 LEIPERT MOTORSP	12 Laps
RET	28 AMAURY BONDUEL	21 Laps
RET	91 BONALDI MOTORSP	24 Laps
RET	51 REXAL FFF RACING	27 Laps
NS	66 MICANEK MOTORSP	

Powered by FICr Perugia Timing

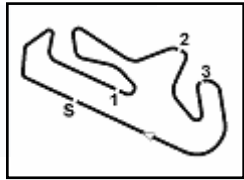
ROGER DUBUIS





GRAND FINALS

9.5



Lamborghini Super Trofeo - Grand Finals - Portimao Grand Finals PRO + PRO-AM - Analysis Race 2

Portimao 4.653 m

Start at 14:48'25.703

1 / 7

6 VSR (1'44.201)						
Lap	Seg.1	Seg.2	Seg.3	Seg.4	Lap Time	Local Time

Jean-Luc D'Auria						
Lap	Seg.1	Seg.2	Seg.3	Seg.4	Lap Time	km/h
1		34.214	21.410	17.903	1'49.753	14:50'15.456
2	32.633	33.170	21.050	17.800	1'44.653	275,5 14:52'00.109
3	32.414	32.894	21.192	17.867	1'44.367	276,2 14:53'44.476
4	32.354	33.330	21.159	17.609	1'44.452	276,9 14:55'28.928
5	32.542	33.047	20.860	17.752	1'44.201	276,2 14:57'13.129
6	32.489	33.015	21.172	17.663	1'44.339	277,6 14:58'57.468
7	32.235	32.950	21.301	17.817	1'44.303	277,6 15:00'41.771
8	32.462	32.986	21.119	17.696	1'44.263	275,5 15:02'26.034
9	32.334	32.861	21.467	17.674	1'44.336	275,5 15:04'10.370
10	32.251	33.086	21.362	17.847	1'44.546	275,5 15:05'54.916
11	32.584	33.164	21.541	17.875	1'45.164	276,2 15:07'40.080
12	32.486	33.221	21.589	17.771	1'45.067	276,9 15:09'25.147
13	32.631	33.053	21.468	17.871	1'45.023	276,9 15:11'10.170
14	32.700	33.892	53.410	24.741	2'24.743P	277,6 15:13'34.913
Stephane Tribaudini						
15	2'00.381	33.627	21.630	17.654	3'13.292P	15:16'48.205
16	32.703	33.161	21.763	17.819	1'45.446	279,8 15:18'33.651
17	32.813	33.666	21.729	17.892	1'46.100	280,5 15:20'19.751
18	32.996	33.496	21.765	17.997	1'46.254	277,6 15:22'06.005
19	33.867	34.185	21.858	17.847	1'47.757	279,1 15:23'53.762
20	32.634	33.500	21.669	17.736	1'45.539	280,5 15:25'39.301
21	32.827	37.608	35.040	17.742	2'03.217	279,1 15:27'42.518
22	32.854	33.488	22.754	17.821	1'46.917	275,5 15:29'29.435
23	32.934	33.641	21.709	17.871	1'46.155	278,4 15:31'15.590
24	32.656	33.192	21.352	18.258	1'45.458	279,8 15:33'01.048
25	33.163	34.544	21.474	17.874	1'47.055	278,4 15:34'48.103
26	32.716	33.121	21.521	17.510	1'44.868	281,3 15:36'32.971
27	32.663	36.489	21.480	17.738	1'48.370	279,8 15:38'21.341
28	32.662	33.301	21.066	17.678	1'44.707	278,4 15:40'06.048

Race Time 51'40.345 + 10.000Pen

11 Oregon Team (1'44.128)						
Lap	Seg.1	Seg.2	Seg.3	Seg.4	Lap Time	Local Time

Alessandro Lorenzo Tarabini						
Lap	Seg.1	Seg.2	Seg.3	Seg.4	Lap Time	Local Time
1			22.262	18.536	1'57.815	14:50'23.518
2	34.623	34.319	21.976	18.464	1'49.382	274,1 14:52'12.900
3	33.275	33.864	21.665	18.366	1'47.170	274,1 14:54'00.070
4	32.972	34.003	21.906	18.315	1'47.196	275,5 14:55'47.266
5	33.202	34.133	22.025	18.384	1'47.744	274,1 14:57'35.010
6	33.492	33.957	21.921	18.419	1'47.789	274,8 14:59'22.799
7	33.144	34.094	21.866	18.382	1'47.486	274,1 15:01'10.285
8	33.226	34.186	22.103	18.374	1'47.889	273,4 15:02'58.174
9	33.550	34.436	21.932	18.386	1'48.304	272,0 15:04'46.478
10	33.341	33.759	21.819	18.278	1'47.197	273,4 15:06'33.675
11	33.132	34.045	22.168	18.335	1'47.680	274,8 15:08'21.355
12	33.164	33.806	22.924	26.277	1'56.171P	274,1 15:10'17.526
Pierre-Louis Chovet						
13	2'01.755	34.531	21.992	18.172	3'16.450P	15:13'33.976
14	32.619	33.169	21.291	17.698	1'44.777	277,6 15:15'18.753
15	32.219	32.849	21.408	17.652	1'44.128	278,4 15:17'02.881
16	32.461	33.001	21.345	17.763	1'44.570	279,1 15:18'47.451
17	32.908	32.985	21.568	17.485	1'44.946	280,5 15:20'32.397
18	32.395	32.846	21.610	17.743	1'44.594	279,1 15:22'16.991
19	32.387	33.076	21.373	17.708	1'44.544	279,1 15:24'01.535
20	32.405	32.718	21.576	17.815	1'44.514	279,8 15:25'46.049
21	32.781	33.257	21.599	17.932	1'45.569	279,1 15:27'31.618
22	32.975	33.152	21.704	17.832	1'45.663	280,5 15:29'17.281
23	33.597	33.591	22.546	18.036	1'47.770	280,5 15:31'05.051
24	32.544	33.148	21.634	17.669	1'44.995	277,6 15:32'50.046
25	32.402	33.053	21.428	17.665	1'44.548	279,8 15:34'34.594
26	32.628	33.431	21.654	17.807	1'45.520	279,8 15:36'20.114
27	32.589	33.372	21.643	17.636	1'45.240	280,5 15:38'05.354
28	32.934	33.236	22.068	17.807	1'46.045	280,5 15:39'51.399

Race Time 51'25.696

9 Target Racing (1'44.840)						
Lap	Seg.1	Seg.2	Seg.3	Seg.4	Lap Time	Local Time

Dmitry Gvazava						
Lap	Seg.1	Seg.2	Seg.3	Seg.4	Lap Time	km/h
1		35.858	22.227	18.063	1'56.738	14:50'22.441
2	34.893	33.776	21.428	18.005	1'48.102	277,6 14:52'10.543
3	32.891	33.463	21.405	17.898	1'45.657	271,4 14:53'56.200
4	32.860	33.432	21.528	18.039	1'45.859	270,0 14:55'42.059
5	33.032	33.691	21.717	18.044	1'46.484	271,4 14:57'28.543
6	32.885	33.475	21.522	17.959	1'45.841	273,4 14:59'14.384
7	32.673	33.715	21.531	17.941	1'45.860	274,8 15:01'00.244
8	33.122	33.579	21.857	17.849	1'46.407	279,1 15:02'46.651
9	32.952	34.061	21.770	18.095	1'46.878	274,1 15:04'33.529
10	33.132	33.576	21.867	17.980	1'46.555	268,0 15:06'20.084
11	33.102	33.589	21.630	18.017	1'46.338	274,1 15:08'06.422
12	33.086	34.186	21.851	26.961	1'56.084P	278,4 15:10'02.506
Milane Petelet						
13	2'00.707	33.331	21.375	18.002	3'13.415P	15:13'15.921
14	32.527	33.273	21.320	17.837	1'44.957	270,7 15:15'00.878
15	32.898	33.076	21.335	17.921	1'45.230	272,7 15:16'46.108
16	33.153	33.391	21.669	18.046	1'46.259	282,0 15:18'32.367
17	32.779	33.783	21.569	17.797	1'45.928	276,9 15:20'18.295
18	33.019	33.607	21.971	17.989	1'46.586	273,4 15:22'04.881
19	32.909	33.676	21.805	17.847	1'46.237	271,4 15:23'51.118
20	32.774	33.415	21.492	17.892	1'45.573	276,9 15:25'36.691
21	32.895	33.972	21.631	18.159	1'46.657	277,6 15:27'23.348
22	32.985	34.248	21.898	17.865	1'46.996	276,2 15:29'10.344
23	32.726	33.206	21.287	17.806	1'45.025	276,9 15:30'55.369
24	32.657	33.331	21.167	17.827	1'44.982	274,1 15:32'40.351
25	32.549	33.178	21.321	17.792	1'44.840	276,9 15:34'25.191
26	32.678	33.189	21.376	17.894	1'45.137	275,5 15:36'10.328
27	32.788	33.390	21.654	17.918	1'45.750	272,0 15:37'56.078

06/11/2022 P = Pits In/Out - C = Lap Time Cancelled

18 Leipert Motorsport (1'45.944)						
Lap	Seg.1	Seg.2	Seg.3	Seg.4	Lap Time	Local Time

David-Mihai Serban						
Lap	Seg.1	Seg.2	Seg.3	Seg.4	Lap Time	Local Time
1			21.899	17.974	1'53.951	14:50'19.654
2	33.399	34.158	21.513	17.845	1'46.915	278,4 14:52'06.569
3	32.919	33.670	21.434	17.921	1'45.944	277,6 14:53'52.513
4	32.899	33.705	21.984	17.779	1'46.367	279,1 14:55'38.880
5	32.846	33.670	22.234	17.684	1'46.434	279,1 14:57'25.314
6	32.995	33.746	21.683	17.765	1'46.189	278,4 14:59'11.503
7	33.245	33.849	21.690	18.321	1'47.105	278,4 15:00'58.608
8	33.046	34.263	21.633	17.826	1'46.768	276,2 15:02'45.376
9	33.647	34.287	21.640	17.933	1'47.507	279,1 15:04'32.883
10	32.938	33.693	21.869	17.804	1'46.304	276,9 15:06'19.187
11	33.210	33.719	21.764	17.963	1'46.656	279,1 15:08'05.843
12	32.991	34.084	21.812	17.890	1'46.777	277,6 15:09'52.620
13	33.047	33.708	21.821	18.074	1'46.650	277,6 15:11'39.270
14	33.285	33.975	22.017	17.854	1'47.131	276,9 15:13'26.401
15	32.909	33.802	22.141	25.362	1'54.214P	279,1 15:15'20.615
16	3'43.610	40.896	29.599	32.914	5'27.019P	15:20'47.634

Race Time 32'21.931

20 Robert van den Berg (1'45.589)						
Lap	Seg.1	Seg.2	Seg.3	Seg.4	Lap Time	Local Time

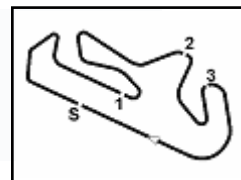
Robert van den Berg						
Lap	Seg.1	Seg.2	Seg.3	Seg.4	Lap Time	Local Time
1			22.045	17.915	1'52.969	14:50'18.672
2	33.330	33.424	21.763	18.123	1'46.640	277,6 14:52'05.312
3	33.009	33.361	21.739	17.991	1'46.100	274,8 14:53'51.412
4	32.697	33.575	22.159	17.879	1'46.310	275,5 14:55'37.722
5	32.549	33.335	21.741	17.988	1'45.613	276,2 14:57'23.335



SUPER TROFEO

GRAND FINALS

9.5



Lamborghini Super Trofeo - Grand Finals - Portimao

Grand Finals PRO + PRO-AM - Analysis Race 2

Portimao 4.653 m

Start at 14:48'25.703

2 / 7

6	32.753	33.553	22.039	18.003	1'46.348	275,5	14:59'09.683	4	32.241	32.876	21.255	17.728	1'44.100	276,2	14:55'26.980
7	32.767	33.364	22.338	18.075	1'46.544	275,5	15:00'56.227	5	32.179	32.898	21.141	17.781	1'43.999		14:57'10.979
8	32.692	33.321	21.811	18.013	1'45.837	274,1	15:02'42.064	6	32.382	32.801	21.154	17.737	1'44.074	276,2	14:58'55.053
9	32.623	33.911	22.069	18.046	1'46.649	273,4	15:04'28.713	7	32.269	35.015	24.014	26.301	1'57.599P	276,2	15:00'52.652
10	33.814	34.495	21.841	17.942	1'48.092	274,8	15:06'16.805							Race Time	12'26.949

29 Rexal FFF Racing Team (1'45.541)															
Lap	Seg.1	Seg.2	Seg.3	Seg.4	Lap Time	km/h	Local Time								
Antonin Borge															
1								1		34.227	21.686	17.848	1'50.316		14:50'16.019
2	32.812	34.139			21.480	17.792	1'46.223	275,5	14:52'02.242						
3	33.896	33.543			21.623	17.828	1'46.890	277,6	14:53'49.132						
4	32.855	34.128			21.519	17.834	1'46.336	276,9	14:55'35.468						
5	32.571	33.373			21.690	18.799	1'46.433	276,9	14:57'21.901						
6	33.373	33.765			21.490	17.838	1'46.466	272,7	14:59'08.367						
7	32.857	33.869			21.640	17.789	1'46.155	276,9	15:00'54.522						
8	32.833	33.708			21.561	17.855	1'45.957	276,2	15:02'40.479						
9	33.016	34.762			21.778	17.899	1'47.455	274,8	15:04'27.934						
10	33.092	33.706			21.735	17.790	1'46.323	274,8	15:06'14.257						
11	32.801	33.656			21.419	17.818	1'45.694	275,5	15:07'59.951						
12	32.802	33.422			21.692	17.793	1'45.709	275,5	15:09'45.660						
13	32.615	33.516			21.570	17.840	1'45.541	275,5	15:11'31.201						
14	32.988	33.471			22.135	17.696	1'46.290	275,5	15:13'17.491						
15	32.879	33.566			21.658	17.718	1'45.821	277,6	15:15'03.312						
16	33.086	33.624			21.855	25.016	1'53.581P	276,9	15:16'56.893						
Race Time 51'25.188 + 15.000Pen															

27 Oregon Team (1'44.676)															
Lap	Seg.1	Seg.2	Seg.3	Seg.4	Lap Time	km/h	Local Time								
Massimo Ciglia															
1		35.461	21.901	18.157	1'55.530		14:50'21.233								
2	35.928	34.747	21.634	18.110	1'50.419	275,5	14:52'11.652								
3	32.873	33.686	21.638	17.956	1'46.153	273,4	14:53'57.805								
4	32.879	33.598	21.786	17.896	1'46.159	274,1	14:55'43.964								
5	32.790	33.791	21.822	18.139	1'46.542	274,1	14:57'30.506								
6	32.896	33.843	21.629	18.097	1'46.465	273,4	14:59'16.971								
7	32.915	33.997	21.909	18.099	1'46.920	274,1	15:01'03.891								
8	32.934	33.818	22.235	18.120	1'47.107	272,7	15:02'50.998								
9	33.344	35.043	22.163	18.108	1'48.658	271,4	15:04'39.656								
10	33.167	34.002	21.683	18.005	1'46.857	271,4	15:06'26.513								
11	33.120	33.966	22.163	18.144	1'47.393	273,4	15:08'13.906								
12	33.694	34.235	22.215	25.368	1'55.512P	272,0	15:10'09.418								
13	2'00.236	33.220	21.169	17.839	3'12.464P		15:13'21.882								
Race Time 51'46.963															

51 Rexal FFF Racing Team															
Lap	Seg.1	Seg.2	Seg.3	Seg.4	Lap Time	km/h	Local Time								
Oscar Lee															
1								1		34.908	21.975	18.043	1'54.550		14:50'20.253
Race Time 1'54.550															

54 Target Racing (1'43.831)															
Lap	Seg.1	Seg.2	Seg.3	Seg.4	Lap Time	km/h	Local Time								
Milan Teekens															
1								1		33.670	21.325	17.800	1'47.750		14:50'13.453
2	32.568				32.998		15:02'16.451								
3	32.413	33.014			20.956	17.778	1'44.161	275,5	14:53'42.089						
4	32.282	32.802			21.032	17.715	1'43.831	276,2	14:55'25.920						
5	32.288	32.843			21.120	17.709	1'43.960	276,2	14:57'09.880						
6	32.458	32.891			21.060	17.805	1'44.214	275,5	14:58'54.094						
7	32.380	32.861			21.242	17.764	1'44.247	275,5	15:00'38.341						
8	32.618	33.426			21.411	17.819	1'45.274	274,8	15:02'23.615						
9	32.708	33.199			21.374	17.916	1'45.197	274,1	15:04'08.812						
10	32.673	32.937			21.370	17.735	1'44.715	273,4	15:05'53.527						
11	32.397	32.944			21.288	17.712	1'44.341	275,5	15:07'37.868						
12	32.154	33.220			21.277	17.635	1'44.286	275,5	15:09'22.154						
13	32.456	32.998			21.276	17.680	1'44.410	276,9	15:11'06.564						
14	32.275	33.145			21.411	17.760	1'44.591	276,2	15:12'51.155						
15	32.529	33.191			21.679	23.788	1'51.187P	272,7	15:14'42.342						
Race Time 51'16.617															

28 Amaury Bonduel (1'43.999)															
Lap	Seg.1	Seg.2	Seg.3	Seg.4	Lap Time	km/h	Local Time								
Amaury Bonduel															
1		33.843	21.361	17.834	1'48.254		14:50'13.957								
2	32.374	33.079	21.034	17.817	1'44.304	274,8	14:51'58.261								
3	32.445	33.241	21.207	17.726	1'44.619	275,5	14:53'42.880								
Race Time 51'16.617															

06/11/2022 P = Pits In/Out - C = Lap Time Cancelled

Powered by FICr Perugia Timing

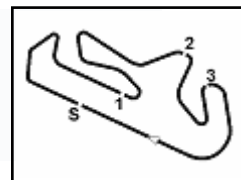
ROGER DUBUIS





GRAND FINALS

9.5



Lamborghini Super Trofeo - Grand Finals - Portimao

Grand Finals PRO + PRO-AM - Analysis Race 2

Portimao 4.653 m

Start at 14:48'25.703

3 / 7

17	32.457	33.016	21.368	17.684	1'44.525	277,6	15:19'39.760	15	32.786	33.096	21.548	18.404	1'45.834	276,9	15:14'40.962
18	32.569	33.094	21.561	17.701	1'44.925	278,4	15:21'24.685	16	32.846	33.694	21.633	24.927	1'53.100P	276,9	15:16'34.062
19	32.458	33.105	21.326	17.687	1'44.576	277,6	15:23'09.261	Gerhard Watzinger							
20	32.613	33.078	21.492	17.556	1'44.739	277,6	15:24'54.000	17	2'03.974	34.780	22.576	18.411	3'19.741P		15:19'53.803
21	32.579	33.210	21.475	17.580	1'44.844	278,4	15:26'38.844	18	33.865	36.450	23.400	18.793	1'52.508	274,8	15:21'46.311
22	32.641	33.377	21.404	17.672	1'45.094	276,9	15:28'23.938	19	34.011	35.307	23.040	18.634	1'50.992	274,8	15:23'37.303
23	32.592	33.059	21.294	17.591	1'44.536	277,6	15:30'08.474	20	33.500	35.835	23.052	18.745	1'51.132	273,4	15:25'28.435
24	32.572	32.884	21.439	17.660	1'44.555	277,6	15:31'53.029	21	34.084	35.733	23.434	19.126	1'52.377	274,1	15:27'20.812
25	32.505	32.824	21.561	17.534	1'44.424	278,4	15:33'37.453	22	34.235	35.722	23.340	19.310	1'52.607	274,8	15:29'13.419
26	32.406	33.479	21.606	17.918	1'45.409	276,9	15:35'22.862	23	35.301	35.165	22.799	19.910	1'53.175	272,7	15:31'06.594
27	33.047	33.738	21.951	17.837	1'46.573	270,7	15:37'09.435	24	35.716	35.965	23.586	19.072	1'54.339	269,3	15:33'00.933
28	34.196	34.055	22.002	17.820	1'48.073	268,0	15:38'57.508	25	34.786	36.888	22.913	19.255	1'53.842	272,0	15:34'54.775
Race Time 50'31.805								26	34.247	35.174	23.094	19.547	1'52.062	274,1	15:36'46.837
								27	34.357	36.449	23.134	18.830	1'52.770	270,7	15:38'39.607
								28	34.300	35.672	23.193	18.907	1'52.072	273,4	15:40'31.679
								Race Time 52'05.976 + 5.000Pen							

61 Bonaldi Motorsport (1'43.655)

Lap	Seg.1	Seg.2	Seg.3	Seg.4	Lap Time	km/h	Local Time
-----	-------	-------	-------	-------	----------	------	------------

Max Weering

1		34.236	22.079	17.824	1'51.540		14:50'17.243
2	33.151	33.503	21.663	17.952	1'46.269	274,1	14:52'03.512
3	32.856	33.675	21.531	17.893	1'45.955	272,0	14:53'49.467
4	32.715	33.489	21.218	17.730	1'45.152	271,4	14:55'34.619
5	32.587	33.074	21.324	17.668	1'44.653	277,6	14:57'19.272
6	32.616	33.216	21.336	17.662	1'44.830	270,7	14:59'04.102
7	32.814	33.402	21.363	17.766	1'45.345	276,9	15:00'49.447
8	32.655	33.281	21.342	17.855	1'45.133	275,5	15:02'34.580
9	32.821	33.332	21.653	17.752	1'45.558	274,8	15:04'20.138
10	32.901	33.377	21.536	17.701	1'45.515	281,3	15:06'05.653
11	32.855	33.366	21.428	17.772	1'45.421	276,9	15:07'51.074
12	32.912	33.423	21.759	24.913	1'53.007P	274,1	15:09'44.081

Loris Spinelli

13	2'00.204	33.163	21.076	17.645	3'12.088P		15:12'56.169
14	32.304	33.166	21.226	17.789	1'44.485	274,8	15:14'40.654
15	32.361	32.956	21.014	17.682	1'44.013	278,4	15:16'24.667
16	32.208	32.923	21.145	17.597	1'43.873	273,4	15:18'08.540
17	32.642	34.068	22.089	17.912	1'46.711	277,6	15:19'55.251
18	32.927	33.286	21.300	17.621	1'45.134	275,5	15:21'40.385
19	32.134	32.851	21.155	17.675	1'43.815	272,0	15:23'24.200
20	32.163	32.949	21.187	17.588	1'43.887	272,0	15:25'08.087
21	32.156	32.890	21.106	17.503	1'43.655	279,1	15:26'51.742
22	32.090	32.967	21.106	17.602	1'43.765	273,4	15:28'35.507
23	32.204	32.942	21.038	17.480	1'43.664	282,0	15:30'19.171
24	32.180	32.884	21.064	17.708	1'43.836	273,4	15:32'03.007
25	32.259	33.094	21.168	17.682	1'44.203	286,5	15:33'47.210
26	32.374	33.107	21.107	17.490	1'44.078	279,8	15:35'31.288
27	32.224	33.092	21.113	17.627	1'44.056	279,1	15:37'15.344
28	32.290	32.974	20.876	17.652	1'43.792	283,5	15:38'59.136
Race Time 50'33.433							

70 Leipert Motorsport (1'43.883)

Lap	Seg.1	Seg.2	Seg.3	Seg.4	Lap Time	km/h	Local Time
-----	-------	-------	-------	-------	----------	------	------------

Brendon Leitch

1		33.436	21.395	17.795	1'47.452		14:50'13.155
2	32.447	32.933	21.070	17.813	1'44.263	276,9	14:51'57.418
3	32.415	32.658	21.173	17.727	1'43.973	277,6	14:53'41.391
4	32.294	32.796	21.083	17.762	1'43.935	277,6	14:55'25.326
5	32.188	32.839	21.067	17.789	1'43.883	276,2	14:57'09.209
6	32.544	32.738	21.236	17.902	1'44.420	276,2	14:58'53.629
7	32.342	32.875	21.336	17.905	1'44.458	275,5	15:00'38.087
8	32.508	33.486	21.238	17.939	1'45.171	275,5	15:02'23.258
9	32.643	33.340	21.296	17.900	1'45.179	272,7	15:04'08.437
10	32.921	33.648	21.358	18.002	1'45.929	274,8	15:05'54.366
11	32.498	33.109	21.285	17.854	1'44.746	272,7	15:07'39.112
12	32.619	33.095	21.713	17.893	1'45.320	276,9	15:09'24.432
13	32.730	33.146	21.300	17.920	1'45.096	274,8	15:11'09.528
14	32.729	33.326	21.539	18.006	1'45.600	276,2	15:12'55.128

78 VSR (1'45.239)

Lap	Seg.1	Seg.2	Seg.3	Seg.4	Lap Time	km/h	Local Time
-----	-------	-------	-------	-------	----------	------	------------

Emanuel Colombini

1		34.668	21.994	17.989	1'53.653		14:50'19.356
2	33.216	33.599	21.896	17.899	1'46.610	276,2	14:52'05.966
3	32.902	33.725	21.523	17.871	1'46.021	274,8	14:53'51.987
4	32.941	33.650	21.916	17.791	1'46.298	276,2	14:55'38.285
5	32.756	33.511	21.793	17.806	1'45.866	276,9	14:57'24.151
6	32.872	33.577	21.891	17.862	1'46.202	276,2	14:59'10.353
7	33.742	33.966	22.211	18.129	1'48.048	275,5	15:00'58.401
8	32.871	34.281	21.635	17.738	1'46.525	274,8	15:02'44.926
9	32.977	33.950	21.810	17.790	1'46.527	274,8	15:04'31.453
10	33.169	33.903	22.026	17.803	1'46.901	275,5	15:06'18.354
11	32.751	33.617	21.820	17.901	1'46.089	276,9	15:08'04.443
12	33.382	33.701			1'53.985P	276,9	15:09'58.428
13	2'01.042	33.265	21.580	17.763	3'13.650P		15:13'12.078

Emanuele Zonzini

14	32.784	33.121	21.494	17.840	1'45.239	276,9	15:14'57.317
15	32.536	33.438	21.575	17.856	1'45.405	276,9	15:16'42.722
16	32.816	33.466	21.810	17.887	1'45.979	277,6	15:18'28.701
17	32.764	33.511	21.845	17.944	1'46.064	276,9	15:20'14.765
18	32.820	33.631	21.768	17.883	1'46.102	279,1	15:22'00.867
19	32.887	33.362	21.700	17.771	1'45.720	278,4	15:23'46.587
20	32.746	33.608	22.321	18.101	1'46.776	278,4	15:25'33.363
21	32.819	33.539	21.739	18.025	1'46.122	279,1	15:27'19.485
22	32.692	33.662	21.796	17.712	1'45.862	278,4	15:29'05.347
23	32.816	33.744	21.631	17.943	1'46.134	279,1	15:30'51.481
24	32.721	33.591	21.757	17.731	1'45.800	278,4	15:32'37.281
25	33.054	33.663	21.883	17.721	1'46.321	279,1	15:34'23.602
26	32.822	33.544	21.706	17.765	1'45.837	279,1	15:36'09.439
27	32.768	33.731	21.904	17.898	1'46.301	279,1	15:37'55.740
28	32.737	33.380	21.694	17.744	1'45.555	278,4	15:39'41.295
Race Time 51'15.592							

83 Iron Dames (1'44.492)

Lap	Seg.1	Seg.2	Seg.3	Seg.4	Lap Time	km/h	Local Time
-----	-------	-------	-------	-------	----------	------	------------

Michelle Gattling

1		33.606	21.496	17.801	1'48.966		14:50'14.669
2	32.836	35.177	21.174	17.715	1'46.902	274,8	14:52'01.571
3	32.739	32.995	21.120	17.746	1'44.600	276,2	14:53'46.171
4	32.817	32.921	21.277	17.681	1'44.696	276,9	14:55'30.867
5	32.470	33.228	21.313	17.769	1'44.780	277,6	14:57'15.647
6	32.689	33.065	21.213	17.649	1'44.616	276,9	14:59'00.263
7	32.462	33.245	21.361	17.912	1'44.980	276,9	15:00'45.243
8	33.364	33.617	21.324	17.767	1'46.072	274,1	15:02'31.315
9	32.802	33.194	21.371	17.736	1'45.103	275,5	15:04'16.418
10	32.546	33.179	21.727	17.873	1'45.325	274,1	15:06'01.743
11	32.785	33.536	21.532	17.736	1'45.589	274,8	15:07'47.332

06/11/2022

P = Pits In/Out - C = Lap Time Cancelled

Powered by FICr Perugia Timing

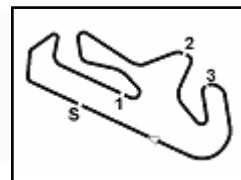
ROGER DUBUIS





GRAND FINALS

9.5



Lamborghini Super Trofeo - Grand Finals - Portimao Grand Finals PRO + PRO-AM - Analysis Race 2

Portimao 4.653 m

Start at 14:48'25.703

4 / 7

12	32.655	33.330	21.602	25.082	1'52.669P	276,9	15:09'40.001	3	32.126	32.705	20.898	17.406	1'43.135	277,6	14:53'39.629
Doriane Pin															
13	2'00.965	33.371	21.555	18.035	3'13.926P		15:12'53.927	5	32.576	32.753	21.150	17.381	1'43.860	278,4	14:55'23.489
14	32.592	33.098	21.316	17.751	1'44.757	276,2	15:14'38.684	6	32.283	32.972	21.147	17.474	1'43.876	278,4	14:57'07.365
15	32.520	32.964	21.229	17.779	1'44.492	278,4	15:16'23.176	7	32.232	33.044	21.249	17.494	1'44.019	278,4	14:58'51.384
16	32.511	33.061	21.415	17.814	1'44.801	279,8	15:18'07.977	8	32.335	33.110	21.269	17.596	1'44.310	277,6	15:00'35.694
17	33.042	33.806	22.622	18.082	1'47.552	279,1	15:19'55.529	9	32.508	33.142	21.404	17.582	1'44.636	276,9	15:02'20.330
18	32.925	33.704	21.742	17.768	1'46.139	278,4	15:21'41.668	10	32.394	33.069	21.483	17.445	1'44.391	276,2	15:04'04.721
19	32.588	33.475	21.895	17.700	1'45.658	278,4	15:23'27.326	11	32.397	33.143	21.313	17.551	1'44.404	276,2	15:05'49.125
20	32.573	33.167	21.468	17.730	1'44.938	277,6	15:25'12.264	12	32.373	33.124	21.374	17.597	1'44.468	277,6	15:07'33.593
21	32.608	33.221	21.461	17.760	1'45.050	279,8	15:26'57.314	13	32.518	33.275	21.551	17.545	1'44.889	277,6	15:09'18.482
22	32.608	33.215	21.478	17.721	1'45.022	278,4	15:28'42.336		32.692	33.145	21.714	24.893	1'52.444P	278,4	15:11'10.926
Danny Formal															
23	32.492	33.465	21.498	17.648	1'45.103	279,1	15:30'27.439	14	2'00.397	33.112	21.390	17.680	3'12.579P		15:14'23.505
24	32.518	33.277	21.353	17.768	1'44.916	279,1	15:32'12.355	15	32.369	33.009	21.181	17.582	1'44.141	277,6	15:16'07.646
25	32.570	33.564	21.554	17.642	1'45.330	277,6	15:33'57.685	16	32.554	32.894	21.443	17.636	1'44.527	279,1	15:17'52.173
26	32.871	33.070	21.573	17.666	1'45.180	279,8	15:35'42.865	17	32.530	32.906	21.142	17.672	1'44.250	278,4	15:19'36.423
27	32.614	33.131	21.338	17.718	1'44.801	279,1	15:37'27.666	18	32.308	32.810	21.078	17.704	1'43.900	279,1	15:21'20.323
28	32.488	33.050	21.532	17.725	1'44.795	278,4	15:39'12.461	19	32.361	32.775	21.316	17.723	1'44.175	279,1	15:23'04.498
Race Time 50'46.758 + 15.000Pen															

87 Leipert Motorsport (1'48.281)

Lap	Seg.1	Seg.2	Seg.3	Seg.4	Lap Time	km/h	Local Time
Kerong Li							
1		35.716	22.321	18.484	1'58.246		14:50'23.949
2	35.243	34.276	22.096	26.442	1'58.057P	271,4	14:52'22.006
3	1'01.471	34.832	21.966	18.476	2'16.745P		14:54'38.751
4	33.257	34.532	22.078	18.499	1'48.366	266,0	14:56'27.117
5	33.398	34.506	21.891	18.486	1'48.281	270,0	14:58'15.398
6	33.749	34.606	22.275	18.420	1'49.050	269,3	15:00'04.448
7	33.509	34.621	21.941	18.400	1'48.471	268,0	15:01'52.919
8	33.570	34.552	21.978	18.467	1'48.567	268,7	15:03'41.486
9	33.319	34.318	22.115	18.752	1'48.504	268,7	15:05'29.990
10	33.428	34.459	21.911	18.616	1'48.414	268,0	15:07'18.404
11	33.554	34.386	22.145	26.131	1'56.216P	269,3	15:09'14.620
12	2'03.316	35.063	22.416	19.046	3'19.841P		15:12'34.461
13	33.676	35.034	22.610	19.179	1'50.499	264,1	15:14'24.960
14	34.374	35.085	22.391	18.623	1'50.473	260,2	15:16'15.433
15	34.285	34.964	22.581	18.881	1'50.711	266,0	15:18'06.144
16	36.266	35.098	23.447	19.067	1'53.878	272,0	15:20'00.022
17	34.177	36.032	22.503	18.748	1'51.460	270,7	15:21'51.482
18	33.538	34.823	22.978	18.831	1'50.170	271,4	15:23'41.652
19	33.980	35.954	24.293	18.712	1'52.939	270,7	15:25'34.591
20	33.940	36.678	22.886	18.808	1'52.312	271,4	15:27'26.903
21	33.840	34.927	22.406	18.379	1'49.552	272,0	15:29'16.455
22	34.613	34.870	23.555	19.064	1'52.102	273,4	15:31'08.557
23	34.236	36.120	23.308	19.284	1'52.948	271,4	15:33'01.505
24	34.600	36.921	23.018	19.061	1'53.600	271,4	15:34'55.105
25	34.159	35.304	23.091	19.149	1'51.703	271,4	15:36'46.808
26	34.851	36.360	23.214	18.804	1'53.229	266,7	15:38'40.037
27	33.883	36.385	22.718	18.916	1'51.902	268,0	15:40'31.939
Race Time 52'06.236 + 1.557Pen							

91 Bonaldi Motorsport

Lap	Seg.1	Seg.2	Seg.3	Seg.4	Lap Time	km/h	Local Time
Pietro Perolini							
1		35.744	21.802	17.953	1'56.236		14:50'21.939
2	1'31.907	36.239	22.082	24.845	2'55.073P	268,0	14:53'17.012
3	1'04.484	37.381	23.880	18.339	2'24.084P		14:55'41.096
4	33.407	39.907	24.582	29.125	2'07.021P	269,3	14:57'48.117
Race Time 9'22.414							

101 Wayne Taylor Racing (1'43.135)

Lap	Seg.1	Seg.2	Seg.3	Seg.4	Lap Time	km/h	Local Time
Kyle Marcelli							
1		33.375	20.961	17.556	1'46.602		14:50'12.305
2	32.273	32.661	21.848	17.407	1'44.189	276,9	14:51'56.494

123 Taurino Racing by D Motorsport (1'45.105)

Lap	Seg.1	Seg.2	Seg.3	Seg.4	Lap Time	km/h	Local Time
Luke Berkeley							
1			34.390	21.674	18.013	1'52.278	14:50'17.981
2	32.982	33.490	21.293	18.036	1'45.801	274,1	14:52'03.782

06/11/2022

P = Pits In/Out - C = Lap Time Cancelled

Powered by FICr Perugia Timing

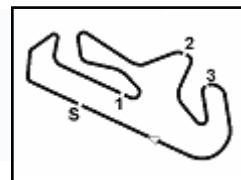
ROGER DUBUIS





GRAND FINALS

9.5



Lamborghini Super Trofeo - Grand Finals - Portimao

Grand Finals PRO + PRO-AM - Analysis Race 2

Portimao 4.653 m

Start at 14:48'25.703

5 / 7

Lap	Seg.1	Seg.2	Seg.3	Seg.4	Lap Time	km/h	Local Time	Driver							
3	32.932	33.780	21.351	18.115	1'46.178	275,5	14:53'49.960	Dario Capitanio							
4	32.713	33.791	21.821	17.788	1'46.113	273,4	14:55'36.073	21.689							
5	32.557	33.329	21.375	18.073	1'45.334	274,8	14:57'21.407	17.644							
6	32.681	33.433	21.630	17.804	1'45.548	273,4	14:59'06.955	21.643							
7	32.796	33.437	22.092	17.778	1'46.103	275,5	15:00'53.058	17.594							
8	32.701	33.275	21.394	17.735	1'45.105	272,7	15:02'38.163	21.319							
9	32.981	33.475	21.358	17.739	1'45.553	273,4	15:04'23.716	17.595							
10	32.641	33.803	21.313	17.882	1'45.639	272,7	15:06'09.355	21.289							
11	32.773	33.677	21.573	17.860	1'45.883	273,4	15:07'55.238	17.606							
12	32.969	33.392	21.613	18.055	1'46.029	273,4	15:09'41.267	21.470							
13	32.887	33.621	21.403	25.357	1'53.268P	272,7	15:11'34.535	17.558							
14	2'03.375	33.560	21.555	17.787	3'16.277P	15:14'50.812	11	32.636	33.584	21.652	25.090	1'52.962P	272,7	15:07'55.219	
15	33.039	33.623	21.495	17.791	1'45.948	274,1	15:16'36.760	12	1'00.517	33.332	21.816	24.516	2'20.181P	15:10'15.400	
16	33.298	34.624	21.408	17.846	1'47.176	274,1	15:18'23.936	13	2'04.127	33.488	21.781	17.810	3'17.206P	15:13'32.606	
17	33.065	33.738	21.688	17.832	1'46.323	276,2	15:20'10.259	14	32.632	33.264	21.292	17.664	1'44.852	273,4	15:15'17.458
18	32.995	33.457	21.671	18.085	1'46.208	274,8	15:21'56.467	15	32.346	33.179	21.306	17.551	1'44.382	274,1	15:17'01.840
19	33.027	33.827	21.725	17.944	1'46.523	274,8	15:23'42.990	16	32.297	33.130	21.391	17.656	1'44.474	274,1	15:18'46.314
20	33.065	33.970	21.687	17.808	1'46.530	275,5	15:25'29.520	17	34.179	33.604	21.283	17.691	1'46.757	275,5	15:20'33.071
21	33.070	33.654	21.784	17.856	1'46.364	276,2	15:27'15.884	18	32.468	33.168	21.199	17.859	1'46.694	276,2	15:22'17.765
22	32.916	33.532	21.494	17.870	1'45.812	274,8	15:29'01.696	19	32.661	33.405	21.549	17.814	1'45.429	276,2	15:24'03.194
23	33.122	33.671	21.548	17.952	1'46.293	274,8	15:30'47.989	20	32.487	33.366	21.429	17.840	1'45.122	275,5	15:25'48.316
24	33.059	33.530	21.526	17.904	1'46.019	275,5	15:32'34.008	21	32.646	33.649	21.469	17.778	1'45.542	275,5	15:27'33.858
25	32.872	33.603	21.412	17.739	1'45.626	274,1	15:34'19.634	22	32.666	33.827	21.629	17.899	1'46.021	276,9	15:29'19.879
26	33.018	33.593	21.614	17.799	1'46.024	274,8	15:36'05.658	23	32.730	33.733	22.487	17.843	1'46.793	275,5	15:31'06.672
27	32.946	33.780	21.769	17.871	1'46.366	274,1	15:37'52.024	24	33.266	33.344	21.322	18.371	1'46.303	275,5	15:32'52.975
28	33.121	33.384	21.512	17.956	1'45.973	274,1	15:39'37.997	25	32.805	33.666	21.948	17.883	1'46.302	274,1	15:34'39.277

Race Time 51'12.294 + 10.000Pen

125 Wayne Taylor Racing (1'45.474)

Lap	Seg.1	Seg.2	Seg.3	Seg.4	Lap Time	km/h	Local Time
1							
2	35.500	33.518	21.505	18.249	1'54.858		14:50'20.561
3	32.579	33.778	21.471	17.646	1'45.474	278,4	14:53'54.084
4	32.681	33.369	21.799	17.676	1'45.525	278,4	14:55'39.609
5	33.019	33.481	22.040	17.803	1'46.343	278,4	14:57'25.952
6	32.879	33.679	21.586	17.870	1'46.014	277,6	14:59'11.966
7	33.087	33.943	21.778	18.054	1'46.862	278,4	15:00'58.828
8	33.135	34.266	21.820	17.801	1'47.022	276,2	15:02'45.850
9	33.189	33.806	21.633	18.054	1'46.682	276,2	15:04'32.532
10	32.776	33.884	21.782	17.847	1'46.289	277,6	15:06'18.821
11	33.233	33.732	21.666	17.915	1'46.546	278,4	15:08'05.367
12	33.156	33.882	21.681	25.059	1'53.778P	279,1	15:09'59.145

Ashton Harrison

13	2'00.883	33.852	21.675	17.718	3'14.128P		15:13'13.273
14	32.793	33.533	21.537	17.803	1'45.666	279,1	15:14'58.939
15	32.652	33.738	21.673	17.951	1'46.014	279,1	15:16'44.953
16	33.698	33.718	21.591	17.839	1'46.846	279,8	15:18'31.799
17	32.924	33.878	21.513	17.925	1'46.240	279,8	15:20'18.039
18	32.838	33.656	21.943	17.985	1'46.422	279,8	15:22'04.461
19	32.968	33.746	21.597	17.741	1'46.052	279,1	15:23'50.513
20	32.766	33.659	21.574	17.853	1'45.852	279,8	15:25'36.365
21	33.033	34.980	21.697	18.027	1'47.737	280,5	15:27'24.102
22	33.694	34.439	22.079	18.025	1'48.237	279,8	15:29'12.339
23	32.880	33.537	21.589	17.911	1'45.917	279,8	15:30'58.256
24	32.845	33.591	21.559	17.884	1'45.879	279,8	15:32'44.135
25	32.717	33.945	21.778	17.930	1'46.370	280,5	15:34'30.505
26	32.772	33.940	21.766	17.817	1'46.295	279,8	15:36'16.800
27	32.953	33.874	21.771	17.852	1'46.450	280,5	15:38'03.250
28	33.048	33.700	21.667	17.798	1'46.213	280,5	15:39'49.463

Race Time 51'23.760 + 15.000Pen

127 Dream Racing Motorsport (1'44.336)

Lap	Seg.1	Seg.2	Seg.3	Seg.4	Lap Time	km/h	Local Time
1							
2							
3							
4							
5							
6							
7							
8							
9							
10							
11							
12							
13							
14							
15							
16							
17							
18							
19							
20							
21							
22							
23							
24							
25							
26							
27							
28							

Race Time 51'39.454

130 ANSA Motorsports (1'43.105)

Lap	Seg.1	Seg.2	Seg.3	Seg.4	Lap Time	km/h	Local Time
1							
2							
3							
4							
5							
6							
7							
8							
9							
10							
11							
12							
13							
14							
15							
16							
17							
18							
19							
20							
21							
22							
23							
24							
25							
26							
27							
28							

Nelson jr Piquet

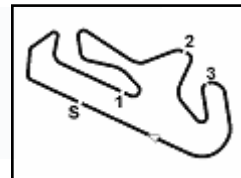
1							
2	32.032	32.783	20.823	17.557	1'43.195	276,2	14:51'53.251
3	32.463	32.868	20.897	17.588	1'43.816	277,6	14:53'37.067
4	31.960	32.645	20.930	17.570	1'43.105	276,9	14:55'20.172
5	32.164	32.693	20.814	17.593	1'43.264	277,6	14:57'03.436
6	32.266	32.825	20.970	17.755	1'43.816	276,9	14:58'47.252
7	32.195	32.735	21.003	17.717	1'43.650	276,2	15:00'30.902
8	32.160	32.862	20.936	17.765	1'43.723	276,2	15:02'14.625
9	32.250	32.977	21.212	17.497	1'43.936	275,5	15:03'58.561
10	32.363	32.896	21.210	17.624	1'44.093	275,5	15:05'42.654
11	32.350	33.046	21.840	17.631	1'44.867	276,9	15:07'27.521
12	32.257	32.981	21.123	17.732	1'44.093	277,6	15:09'11.614
13	32.218	32.875	21.262	17.612	1'43.967	277,6	15:10'55.581
14	32.368	33.258	21.223	24.635	1'51.484P	278,4	15:12'47.065
15	2'04.851	33.133	21.218	17.646	3'16.848P		15:16'03.913
16	32.388	33.061	21.297	17.558	1'44.304	278,4	15:17'48.217
17	32.395	33.114	21.292	17.653	1'44.454	279,1	15:19'32.671
18	32.498	33.313	21.444	17.490	1'44.745	279,1	15:21'17.416
19	32.435	33.147	21.166	17.676	1'44.424	279,8	15:23'01.840
20	32.478	33.064	21.281	17.587	1'44.410	279,1	15:24'46.250
21	32.632	33.076	21.232	17.685	1'44.625	279,8	15:26'30.875
22	32.486	33.107	21.367	17.599	1'44.559	279,1	15:28'15.434
23	32.584	33.207	21.346	17.738	1'44.875	279,1	15:30'00.309
24	32.867	33.066	21.248</				



SQUADRA CORSE

GRAND FINALS

9.5



Portimao 4.653 m

Lamborghini Super Trofeo - Grand Finals - Portimao

Grand Finals PRO + PRO-AM - Analysis Race 2

Start at 14:48'25.703

6 / 7

146 PPM (1'44.927)

Lap	Seg.1	Seg.2	Seg.3	Seg.4	Lap Time	km/h	Local Time
Bryson Lew							
1		34.503	22.251	18.002	1'52.596		14:50'18.299
2	33.219	33.609	21.609	17.816	1'46.253	276,2	14:52'04.552
3	33.260	33.411	21.424	17.825	1'45.920	278,4	14:53'50.472
4	33.031	33.570	22.117	17.719	1'46.437	275,5	14:55'36.909
5	32.906	33.402	21.472	17.609	1'45.389	276,2	14:57'22.298
6	33.333	33.710	21.652	17.809	1'46.504	278,4	14:59'08.802
7	32.762	34.077	21.956	17.729	1'46.524	279,1	15:00'55.326
8	32.508	33.765	21.506	17.783	1'45.562	277,6	15:02'40.888
9	32.770	34.174	21.622	17.870	1'46.436	275,5	15:04'27.324
10	32.951	33.288	21.605	17.748	1'45.592	274,8	15:06'12.916
11	32.502	33.643	21.507	17.466	1'45.118	276,2	15:07'58.034
12	32.657	33.312	21.503	25.148	1'52.620P	276,2	15:09'50.654
John DuBets							
13	2'02.057	33.684	21.456	17.611	3'14.808P		15:13'05.462
14	32.784	33.970	21.653	17.583	1'45.990	278,4	15:14'51.452
15	32.568	33.858	21.745	17.716	1'45.887	279,8	15:16'37.339
16	33.046	33.439	21.595	17.627	1'45.707	277,6	15:18'23.046
17	32.507	33.477	21.488	17.634	1'45.106	278,4	15:20'08.152
18	32.551	33.289	22.059	17.765	1'45.664	278,4	15:21'53.816
19	32.499	33.575	21.824	17.535	1'45.433	279,1	15:23'39.249
20	32.496	34.251	21.716	17.449	1'45.912	279,8	15:25'25.161
21	32.762	33.224	21.424	17.517	1'44.927	279,1	15:27'10.088
22	32.595	33.578	21.772	17.593	1'45.538	279,1	15:28'55.626
23	32.616	33.652	21.492	17.716	1'45.476	279,1	15:30'41.102
24	32.910	33.495	21.587	17.602	1'45.594	279,1	15:32'26.696
25	32.747	33.426	21.804	17.561	1'45.538	278,4	15:34'12.234
26	32.733	33.330	21.682	17.669	1'45.414	278,4	15:35'57.648
27	32.793	33.980	21.899	17.802	1'46.474	278,4	15:37'44.122
28	32.850	33.735	22.052	18.034	1'46.671	277,6	15:39'30.793
Race Time 51'05.090							

28 32.803 33.941 21.992 17.971 1'46.707 277,6 15:40'13.876

Race Time 51'48.173

150 US RaceTronics (1'43.654)

Lap	Seg.1	Seg.2	Seg.3	Seg.4	Lap Time	km/h	Local Time
Patrick Kujala							
1		33.049	20.806	17.659	1'45.617		14:50'11.320
2	32.335	32.969	20.742	17.628	1'43.674	274,8	14:51'54.994
3	32.311	32.976	20.742	17.625	1'43.654	275,5	14:53'38.648
4	32.192	32.885	20.940	17.765	1'43.782	275,5	14:55'22.430
5	32.226	33.141	20.914	17.754	1'44.035	275,5	14:57'06.465
6	32.381	33.071	20.985	17.773	1'44.210	274,8	14:58'50.675
7	32.262	33.086	20.999	17.809	1'44.156	274,8	15:00'34.831
8	32.388	33.179	20.990	17.917	1'44.474	273,4	15:02'19.305
9	32.519	33.115	21.093	17.798	1'44.525	272,7	15:04'03.830
10	32.298	33.215	21.040	17.873	1'44.426	273,4	15:05'48.256
11	32.331	33.184	21.155	17.806	1'44.476	274,1	15:07'32.732
12	32.379	33.203	21.207	17.884	1'44.673	274,8	15:09'17.405
13	32.502	33.379	21.165	23.974	1'51.020P	275,5	15:11'08.425
14	2'04.350	33.213	21.170	17.840	3'16.573P		15:14'24.998
15	32.550	33.242	21.058	17.720	1'44.570	273,4	15:16'09.568
16	33.633	33.546	21.443	17.701	1'46.323	278,4	15:17'55.891
17	32.363	33.196	21.192	17.805	1'44.556	277,6	15:19'40.447
18	32.561	33.388	21.247	17.769	1'44.965	277,6	15:21'25.412
19	32.516	33.383	21.267	17.773	1'44.939	277,6	15:23'10.351
20	32.385	33.211	21.169	17.788	1'44.553	278,4	15:24'54.904
21	32.844	33.299	21.222	17.779	1'45.144	277,6	15:26'40.048
22	32.443	33.416	21.337	17.722	1'44.918	277,6	15:28'24.966
23	32.460	33.196	21.241	17.714	1'44.611	278,4	15:30'09.577
24	32.383	33.038	21.173	17.804	1'44.398	277,6	15:31'53.975
25	32.583	33.122	21.169	17.805	1'44.679	278,4	15:33'38.654
26	32.521	33.164	21.219	17.786	1'44.690	277,6	15:35'23.344
27	32.829	33.820	21.792	17.874	1'46.315	277,6	15:37'09.659
28	34.130	34.182	21.984	17.798	1'48.094	277,6	15:38'57.753
Race Time 50'32.050 + 5.000Pen							

147 PPM (1'44.517)

Lap	Seg.1	Seg.2	Seg.3	Seg.4	Lap Time	km/h	Local Time
Bryan Ortiz							
1		34.513	22.039	17.863	1'51.809		14:50'17.512
2	33.229	33.907	21.677	17.882	1'46.695	274,8	14:52'04.207
3	33.061	33.398	21.509	18.030	1'45.998	276,9	14:53'50.205
4	32.821	33.618	22.060	17.706	1'46.205	275,5	14:55'36.410
5	32.846	33.294	21.195	18.172	1'45.507	276,9	14:57'21.917
6	32.927	33.013	21.533	17.703	1'45.176	272,7	14:59'07.093
7	33.064	33.321	21.341	17.635	1'45.361	276,9	15:00'52.454
8	32.658	33.142	21.102	17.615	1'44.517	276,2	15:02'36.971
9	32.679	33.325	21.260	17.667	1'44.931	275,5	15:04'21.902
10	32.776	33.211	21.137	17.817	1'44.941	274,1	15:06'06.843
11	32.698	33.313	21.304	17.789	1'45.104	276,2	15:07'51.947
12	32.697	33.621	21.431	17.808	1'45.557	276,2	15:09'37.504
13	32.627	33.161	21.276	17.754	1'44.818	276,2	15:11'22.322
14	32.625	33.272	21.436	17.841	1'45.174	276,2	15:13'07.496
15	32.950	33.261	21.294	17.571	1'45.076	277,6	15:14'52.572
16	32.690	33.601	21.897	25.119	1'53.307P	279,1	15:16'45.879
Sebastian Carazo							
17	2'34.359	34.719	21.682	18.077	3'48.837P		15:20'34.716
18	33.112	34.096	21.684	17.943	1'46.835	276,9	15:22'21.551
19	32.863	33.850	21.714	17.901	1'46.328	276,2	15:24'07.879
20	32.619	33.695	21.458	18.021	1'45.793	276,9	15:25'53.672
21	33.000	34.054	22.506	17.893	1'47.453	276,9	15:27'41.125
22	33.117	34.081	22.072	18.065	1'47.335	277,6	15:29'28.460
23	33.188	34.031	22.245	18.369	1'47.833	275,5	15:31'16.293
24	33.282	34.110	21.763	18.218	1'47.373	276,2	15:33'03.666
25	33.332	35.556	21.793	19.101	1'49.782	276,9	15:34'53.448
26	33.428	34.110	21.662	17.890	1'47.090	274,8	15:36'40.538
27	32.943	34.172	21.668	17.848	1'46.631	277,6	15:38'27.169

153 Wayne Taylor Racing (1'45.568)

Lap	Seg.1	Seg.2	Seg.3	Seg.4	Lap Time	km/h	Local Time
Jordan Missig							
1		35.549	21.814	17.931	1'55.637		14:50'21.340
2	33.642	33.209	21.179	17.805	1'45.835	275,5	14:52'07.175
3	32.801	33.544	21.584	17.898	1'45.827	278,4	14:53'53.002
4	32.814	33.855	21.844	17.848	1'46.361	276,2	14:55'39.363
5	32.702	33.545	21.529	17.792	1'45.568	276,2	14:57'24.931
6	32.773	33.538	21.523	17.898	1'45.732	276,9	14:59'10.663
7	32.888	33.566	21.549	17.941	1'45.944	276,2	15:00'56.607
8	32.997	33.366	21.484	18.053	1'45.900	274,8	15:02'42.507
9	32.868	33.853	21.788	18.063	1'46.572	274,1	15:04'29.079
10	33.428	34.063	21.457	17.883	1'46.831	274,1	15:06'15.910
11	32.747	33.735	21.276	17.987	1'45.745	275,5	15:08'01.655
12	33.025	33.334	21.416	17.916	1'45.691	275,5	15:09'47.346
13	32.698	33.512	21.560	17.877	1'45.647	276,2	15:11'32.993
14	32.856	33.646	21.561	24.526	1'52.589P	276,9	15:13'25.582
Aidan Yoder							
15	2'01.634	33.663	21.914	18.032	3'15.243P		15:16'40.825
16	33.111	33.698	21.648	17.851	1'46.308	276,9	15:18'27.133
17	33.131	34.008	21.782	17.825	1'46.746	278,4	15:20'13.879
18	32.756	33.667	21.635	17.791	1'45.849	278,4	15:21'59.728
19	32.701	33.551	21.510	17.852	1'45.614	279,1	15:23'45.342
20	32.821	34.322	21.993	17.857	1'46.993	278,4	15:25'32.335
21	32.665	33.669	22.190	18.033	1'46.557	279,1	15:27'18.892
22	32.752	33.620	21.612	17.877	1'45.861	276,2	15:29'04.753
23	32.854	33.594	21.544	17.945	1'45.937	278,4	15:30'50.690
24	32.748	33.589	21.703	17.856	1'45.896	278,4	15:32'36.586
25	32.810	33.834	21.792	18.051	1'46.487	278,4	15:34'23.073

06/11/2022

P = Pits In/Out - C = Lap Time Cancelled

Powered by FICr Perugia Timing

ROGER DUBUIS

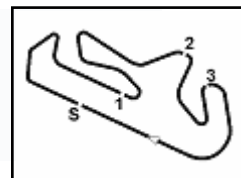




SQUADRA CORSE

GRAND FINALS

9.5



Portimao 4.653 m

Lamborghini Super Trofeo - Grand Finals - Portimao

Grand Finals PRO + PRO-AM - Analysis Race 2

Start at 14:48'25.703

7 / 7

26	32.926	33.575	21.517	17.777	1'45.795	276,9	15:36'08.868	25	32.670	33.549	21.549	17.766	1'45.534	275,5	15:33'57.420		
27	32.679	33.782	21.507	17.815	1'45.783	279,1	15:37'54.651	26	32.890	34.457	21.414	17.833	1'46.594	275,5	15:35'44.014		
28	32.695	33.576	21.762	17.871	1'45.904	278,4	15:39'40.555	27	32.614	33.316	21.471	17.781	1'45.182	276,2	15:37'29.196		
								Race Time	51'14.852	28	32.701	33.579	21.682	17.905	1'45.867	275,5	15:39'15.063

171 TPC Racing (1'44.562)

Race Time 50'49.360 + 10.000Pen

Lap	Seg.1	Seg.2	Seg.3	Seg.4	Lap Time	km/h	Local Time
Billy Johnson							
1		33.764	21.472	17.807	1'49.353		14:50'15.056
2	32.862	33.640	21.303	17.568	1'45.373	274,8	14:52'00.429
3	32.743	33.166	21.449	17.623	1'44.981	275,5	14:53'45.410
4	32.957	33.091	21.398	17.492	1'44.938	270,7	14:55'30.348
5	32.679	33.018	21.471	17.577	1'44.745	272,7	14:57'15.093
6	32.545	32.998	21.415	17.604	1'44.562	274,8	14:58'59.655
7	32.614	33.302	21.493	18.022	1'45.431	274,8	15:00'45.086
8	33.221	33.442	21.523	17.737	1'45.923	272,7	15:02'31.009
9	32.653	33.138	21.484	17.605	1'44.880	272,7	15:04'15.889
10	32.686	33.205	21.856	17.748	1'45.495	272,0	15:06'01.384
11	32.961	33.438	21.419	17.723	1'45.541	274,1	15:07'46.925
12	32.697	33.198	21.802	17.731	1'45.428	275,5	15:09'32.353
13	32.728	33.406	21.583	17.717	1'45.434	274,8	15:11'17.787
14	32.883	33.419	21.910	17.650	1'45.862	274,8	15:13'03.649
15	32.661	33.313	21.561	23.977	1'51.512P	276,2	15:14'55.161
16	2'04.449	33.420	21.637	17.696	3'17.202P		15:18'12.363
17	32.763	33.524	21.894	17.762	1'45.943	275,5	15:19'58.306
18	32.848	33.396	22.366	17.588	1'46.198	277,6	15:21'44.504
19	32.754	33.454	21.776	17.760	1'45.744	277,6	15:23'30.248
20	32.807	33.353	21.874	17.749	1'45.783	276,9	15:25'16.031
21	32.792	33.500	21.837	17.646	1'45.775	276,9	15:27'01.806
22	33.084	33.442	21.945	17.750	1'46.221	276,2	15:28'48.027
23	32.701	33.119	21.592	17.686	1'45.098	276,2	15:30'33.125
24	32.705	33.334	21.691	17.794	1'45.524	275,5	15:32'18.649
25	32.755	33.178	22.126	17.675	1'45.734	276,2	15:34'04.383
26	32.715	33.428	21.923	17.577	1'45.643	276,9	15:35'50.026
27	32.565	33.186	21.874	17.592	1'45.217	276,2	15:37'35.243
28	32.667	33.139	21.835	17.562	1'45.203	276,9	15:39'20.446
Race Time 50'54.743							

188 Taurino Racing by D Motorsport (1'44.203)

Lap	Seg.1	Seg.2	Seg.3	Seg.4	Lap Time	km/h	Local Time
Giano Taurino							
1		33.463	21.578	17.840	1'48.720		14:50'14.423
2	32.747	33.065	21.297	17.872	1'44.981	272,7	14:51'59.404
3	32.551	32.939	21.268	17.682	1'44.440	272,7	14:53'43.844
4	32.367	32.966	21.207	17.663	1'44.203	274,1	14:55'28.047
5	32.451	33.002	21.273	17.701	1'44.427	274,1	14:57'12.474
6	32.505	33.330	22.122	17.842	1'45.799	273,4	14:58'58.273
7	32.845	33.221	21.578	17.830	1'45.474	274,1	15:00'43.747
8	32.529	33.156	21.443	17.730	1'44.858	273,4	15:02'28.605
9	32.480	33.297	21.131	17.766	1'44.674	272,7	15:04'13.279
10	32.613	33.347	21.469	17.858	1'45.287	272,7	15:05'58.566
11	32.619	33.299	21.308	17.858	1'45.084	272,7	15:07'43.650
12	32.566	33.229	21.440	24.264	1'51.499P	273,4	15:09'35.149
13	2'04.810	33.223	21.461	17.806	3'17.300P		15:12'52.449
14	32.751	33.188	21.269	17.802	1'45.010	274,1	15:14'37.459
15	32.589	33.064	21.362	17.851	1'44.866	273,4	15:16'22.325
16	32.674	33.113	21.272	17.814	1'44.873	273,4	15:18'07.198
17	33.764	34.237	21.998	17.804	1'47.803	275,5	15:19'55.001
18	32.840	34.112	21.470	17.823	1'46.245	275,5	15:21'41.246
19	32.652	33.555	21.530	17.861	1'45.598	275,5	15:23'26.844
20	32.570	33.125	21.273	17.727	1'44.695	274,8	15:25'11.539
21	32.707	33.142	21.291	17.848	1'44.988	274,8	15:26'56.527
22	32.753	33.149	21.323	17.933	1'45.158	276,2	15:28'41.685
23	32.658	33.338	21.282	17.778	1'45.056	275,5	15:30'26.741
24	32.589	33.274	21.537	17.745	1'45.145	274,8	15:32'11.886

06/11/2022

P = Pits In/Out - C = Lap Time Cancelled

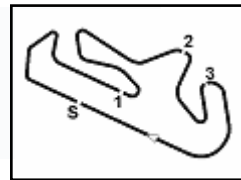
Powered by FICr Perugia Timing

ROGER DUBUIS





GRAND FINALS



Lamborghini Super Trofeo - Grand Finals - Portimao Grand Finals PRO + PRO-AM - Pit Times Race 2

Portimao 4.653 m

Start: 14:48'25.703 1: 15:08'25.703 / 15:18'25.703

No.	Entrant	Driver	Race Time	Local Time	Pit Time	Ref. Time	Difference	Penalty
6	VSR	J.D'AURIA	Pit IN	25'03.791	15:13'29.494			
		S.TRIBAUDINI	PIT OUT	26'38.247	15:15'03.950	1'34.456 (1)	1'34.000	
9	Target Racing	D.GVAZAVA	Pit IN	21'31.569	15:09'57.272			
		M.PETELET	PIT OUT	23'05.702	15:11'31.405	1'34.133 (1)	1'34.000	
11	Oregon Team	A.TARABINI	Pit IN	21'46.639	15:10'12.342			
			PIT OUT	23'21.051	15:11'46.754	1'34.412 (1)	1'34.000	
18	Leipert Motorsport	D.SERBAN	Pit IN	26'49.835	15:15'15.538			
			PIT OUT	30'00.062	15:18'25.765	3'10.227 (1)	1'37.000	
			Pit IN	32'16.766	15:20'42.469			
20	Robert van den Berg	R.VAN DEN BERG	Pit IN	26'42.959	15:15'08.662			
			PIT OUT	28'21.175	15:16'46.878	1'38.216 (1)	1'37.000	
27	Oregon Team	M.CIGLIA	Pit IN	21'38.281	15:10'03.984			
			PIT OUT	23'12.764	15:11'38.467	1'34.483 (1)	1'34.000	
28	Amaury Bonduel	A.BONDUEL	Pit IN	12'21.794	15:00'47.497			
29	Rexal FFF Racing Team	A.BORGA	Pit IN	28'26.030	15:16'51.733			
		D.PEDROSA	PIT OUT	30'01.913	15:18'27.616	1'35.883 (1)	1'34.000	
54	Target Racing	M.TEEKENS	Pit IN	26'11.520	15:14'37.223			
		M.MORETTI	PIT OUT	27'45.646	15:16'11.349	1'34.126 (1)	1'34.000	
61	Bonaldi Motorsport	M.WEERING	Pit IN	21'13.022	15:09'38.725			
		L.SPINELLI	PIT OUT	22'47.899	15:11'13.602	1'34.877 (1)	1'34.000	
70	Leipert Motorsport	B.LEITCH	Pit IN	28'03.341	15:16'29.044			
		G.WATZINGER	PIT OUT	29'37.559	15:18'03.262	1'34.218 (1)	1'34.000	
78	VSR	E.COLOMBINI	Pit IN	21'27.567	15:09'53.270			
			PIT OUT	23'02.663	15:11'28.366	1'35.096 (1)	1'34.000	
83	Iron Dames	M.GATTING	Pit IN	21'09.104	15:09'34.807			
		D.PIN	PIT OUT	22'44.018	15:11'09.721	1'34.914 (1)	1'34.000	
87	Leipert Motorsport	K.LI	Pit IN	3'51.064	14:52'16.767			
			PIT OUT	4'26.187	14:52'51.890	35.123		
			Pit IN	20'43.763	15:09'09.466			
			PIT OUT	22'20.244	15:10'45.947	1'36.481 (1)	1'37.000	0.519 1.557
91	Bonaldi Motorsport	P.PEROLINI	Pit IN	4'46.002	14:53'11.705			
			PIT OUT	5'21.234	14:53'46.937	35.232		
			Pit IN	9'18.715	14:57'44.418			
101	Wayne Taylor Racing	K.MARCELLI	Pit IN	22'40.253	15:11'05.956			
		D.FORMAL	PIT OUT	24'14.558	15:12'40.261	1'34.305 (1)	1'34.000	
108	US RaceTronics	P.LIDDY	Pit IN	28'10.914	15:16'36.617			
		D.OCKEY	PIT OUT	29'52.286	15:18'17.989	1'41.372 (1)	1'34.000	
123	Taurino Racing by D Motorsport	L.BERKELEY	Pit IN	23'03.487	15:11'29.190			
			PIT OUT	24'40.935	15:13'06.638	1'37.448 (1)	1'37.000	
125	Wayne Taylor Racing	A.HARRISON	Pit IN	21'28.375	15:09'54.078			
		T.LONG	PIT OUT	23'03.336	15:11'29.039	1'34.961 (1)	1'34.000	
127	Dream Racing Motorsport	D.CAPITANIO	Pit IN	19'24.208	15:07'49.911			
			PIT OUT	19'59.380	15:08'25.083	35.172		
			Pit IN	21'44.429	15:10'10.132			
130	ANSA Motorsports	E.LIBERATI	PIT OUT	23'21.719	15:11'47.422	1'37.290 (1)	1'34.000	
		N.PIQUET	Pit IN	24'16.298	15:12'42.001			
146	PPM		PIT OUT	25'54.891	15:14'20.594	1'38.593 (1)	1'37.000	
		B.LEW	Pit IN	21'19.639	15:09'45.342			
		J.DUBETS	PIT OUT	22'54.805	15:11'20.508	1'35.166 (1)	1'34.000	

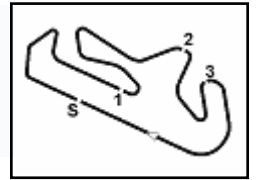
Powered by FICr Perugia Timing

ROGER DUBUIS





GRAND FINALS



Portimao 4.653 m

Lamborghini Super Trofeo - Grand Finals - Portimao Grand Finals PRO + PRO-AM - Pit Times Race 2

Start: 14:48'25.703 1: 15:08'25.703 / 15:18'25.703

No.	Entrant	Driver		Race Time	Local Time	Pit Time	Ref. Time	Difference	Penalty
147	PPM	B.ORTIZ	Pit IN	28'15.040	15:16'40.743				
		S.CARAZO	PIT OUT	30'22.206	15:18'47.909	2'07.166	(1)	1'34.000	
150	US RaceTronics	P.KUJALA	Pit IN	22'37.652	15:11'03.355				
			PIT OUT	24'16.298	15:12'42.001	1'38.646	(1)	1'37.000	
153	Wayne Taylor Racing	J.MISSIG	Pit IN	24'54.517	15:13'20.220				
		A.YODER	PIT OUT	26'30.374	15:14'56.077	1'35.857	(1)	1'34.000	
171	TPC Racing	B.JOHNSON	Pit IN	26'24.044	15:14'49.747				
			PIT OUT	28'02.536	15:16'28.239	1'38.492	(1)	1'37.000	
188	Taurino Racing by D Motorsport	G.TAURINO	Pit IN	21'04.397	15:09'30.100				
			PIT OUT	22'43.123	15:11'08.826	1'38.726	(1)	1'37.000	
51		Oscar Lee							
66	Micanek Motorsport ACCR	Bronek Formanek							

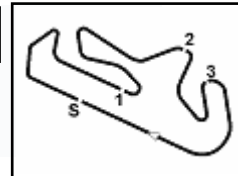
Powered by FICr Perugia Timing

ROGER DUBUIS





GRAND FINALS

9.7**PR-PA**

Portimao 4.653 m

Lamborghini Super Trofeo - Grand Finals - Portimao Grand Finals PRO + PRO-AM - Championship Standings

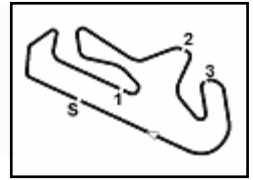
		PRO Cup					
No.	Driver 1 Entrant	Driver 2 Team	Points	Qual.1	Qual.2	Race 1	Race 2
1	130 PIQUET Nelson jr (BRA) ANSA Motorsports	ANSA Motorsports	29	1	1	12	15
2	61 WEERING Max (NLD) Bonaldi Motorsport	SPINELLI Loris (ITA) Bonaldi Motorsport	23	0	0	15	8
3	54 TEEKENS Milan (NLD) Target Racing	MORETTI Marzio (ITA) Target Racing	20	0	0	10	10
4	101 MARCELLI Kyle (CAN) Wayne Taylor Racing	FORMAL Danny (CRI) Wayne Taylor Racing	17	0	0	5	12
5	127 LIBERATI Edoardo (ITA) Dream Racing Motorsport	CAPITANIO Dario (ITA) Dream Racing Motorsport	8	0	0	8	0
6	150 KUJALA Patrick (FIN) US RaceTronics	US RaceTronics	8	0	0	2	6
7	171 JOHNSON Billy (USA) TPC Racing	TPC Racing	8	0	0	3	5
8	6 D'AURIA Jean-Luc (CHE) VSR	TRIBAUDINI Stephane (FRA) VSR	6	0	0	6	0
9	153 YODER Aidan (USA) Wayne Taylor Racing	MISSIG Jordan (USA) Wayne Taylor Racing	6	0	0	4	2
10	188 TAURINO Giano (ZAF) Taurino Racing by D Motorsport	Taurino Racing by D Motorsport	4	0	0	0	4
11	83 PIN Doriane (FRA) Iron Dames	GATTING Michelle (DNK) Iron Dames	3	0	0	0	3
12	123 BERKELEY Luke (USA) Taurino Racing by D Motorsport	Taurino Racing by D Motorsport	1	0	0	0	1
13	18 SERBAN David-Mihai (ROU) Leipert Motorsport	Leipert Motorsport	1	0	0	1	0

		PRO AM Cup					
No.	Driver 1 Entrant	Driver 2 Team	Points	Qual.1	Qual.2	Race 1	Race 2
1	147 ORTIZ Bryan (PRI) PPM	CARAZO Sebastian (PRI) Precision Performance Motorsports	19	0	0	15	4
2	146 LEW Bryson (USA) PPM	DUBETS John (USA) Precision Performance Motorsports	19	0	0	4	15
3	29 PEDROSA Daniel (ESP) Rexal FFF Racing Team	BORGA Antonin (CHE) Rexal FFF Racing Team	17	0	0	12	5
4	70 WATZINGER Gerhard (USA) Leipert Motorsport	LEITCH Brendon (NZL) Leipert Motorsport	14	0	1	10	3
5	125 HARRISON Ashton (USA) Wayne Taylor Racing	LONG Thomas (USA) Wayne Taylor Racing	14	0	0	8	6
6	78 COLOMBINI Emanuel (SMR) VSR	ZONZINI Emanuele (SMR) VSR	13	0	0	1	12
7	9 PETELET Milane (FRA) Target Racing	GVAZAVA Dmitry (I) Target Racing	13	0	0	5	8
8	27 CIGLIA Massimo (ITA) Oregon Team	WILLIAMSON Lewis (GBR) Oregon Team	12	0	0	2	10
9	108 OCKEY Damon (CAN) US RaceTronics	LIDDY Patrick (USA) US RaceTronics	7	0	0	6	1
10	66 FORMANEK Bronek (CZE) Micanek Motorsport ACCR	BASZ Karol (POL) Micanek Motorsport ACCR	4	1	0	3	0
11	87 LI Kerong (USA) Leipert Motorsport	Leipert Motorsport	2	0	0	0	2



GRAND FINALS

9.10



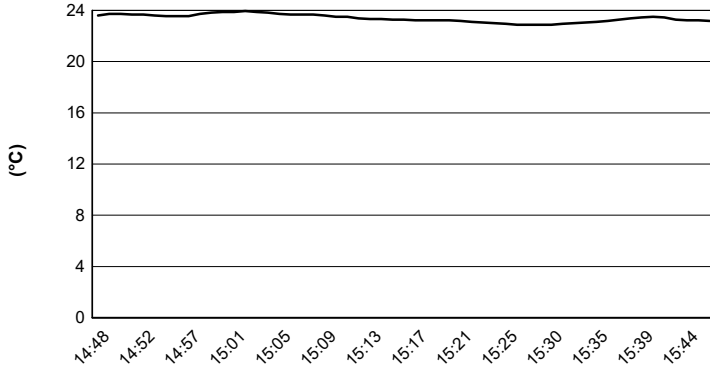
Portimao 4.653 m

Lamborghini Super Trofeo - Grand Finals - Portimao

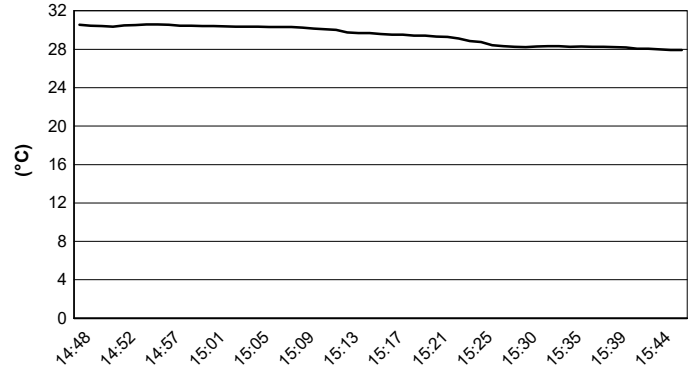
Grand Finals PRO + PRO-AM - Weather Report Race 2

Session started 14:49 - Session ended 15:47

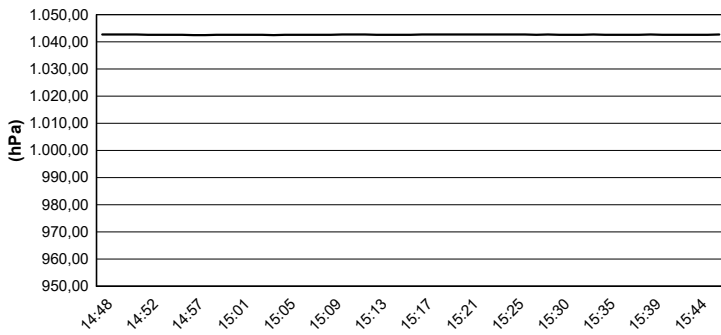
Air Temperature



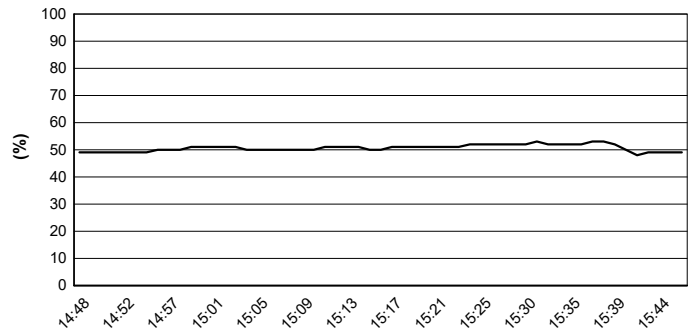
Track Temperature



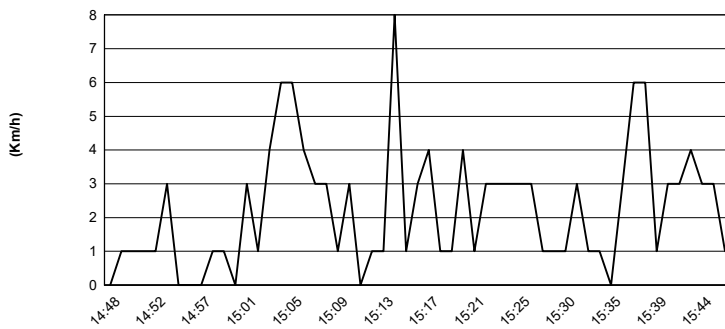
Air Pressure



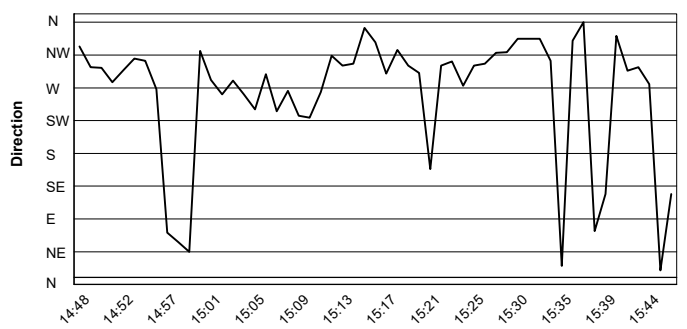
Humidity



Wind Speed



Wind Direction



06/11/2022

Powered by FICr Perugia Timing

ROGER DUBUIS

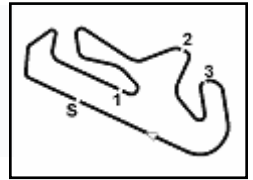




SCUDERIA CORSE

GRAND FINALS

9.11



Portimao 4.653 m

Lamborghini Super Trofeo - Grand Finals - Portimao

AMENDED

Grand Finals PRO + PRO-AM - Starting Grid Race 2 (Duration: 50')

15	87	LI K. Leipert Motorsport	Lamborghini 1'49.149		
14	91	PEROLINI P. Bonaldi Motorsport	Lamborghini 1'48.830	66	FORMANEK B. Micanek Motorsport ACCR
13	11	TARABINI A. Oregon Team	Lamborghini 1'46.788	153	MISSIG J. Wayne Taylor Racing
12	27	CIGLIA M. Oregon Team	Lamborghini 1'46.049	51	LEE O. Rexal FFF Racing Team
11	78	COLOMBINI E. VSR	Lamborghini 1'45.516	9	GVAZAVA D. Target Racing
10	123	BERKELEY L. Taurino Racing by D Motorsport	Lamborghini 1'44.129	18	SERBAN D. Leipert Motorsport
9	20	VAN DEN BERG R. HBR motorsport	Lamborghini 1'44.663	125	HARRISON A. Wayne Taylor Racing
8	61	WEERING M. Bonaldi Motorsport	Lamborghini 1'43.896	146	LEW B. Precision Performance Motorspo
7	127	CAPITANIO D. Dream Racing Motorsport	Lamborghini 1'43.840	108	LIDDY P. US RaceTronics
6	171	JOHNSON B. TPC Racing	Lamborghini 1'43.794	147	ORTIZ B. Precision Performance Motorspo
5	6	D'AURIA J. VSR	Lamborghini 1'43.646	29	BORGA A. Rexal FFF Racing Team
4	188	TAURINO G. Taurino Racing by D Motorsport	Lamborghini 1'43.521	83	GATTING M. Iron Dames
3	70	LEITCH B. Leipert Motorsport	Lamborghini 1'43.331	54	TEEKENS M. Target Racing
2	101	MARCELLI K. Wayne Taylor Racing	Lamborghini 1'42.948	28	BONDUEL A. BDR Competition
1	130	PIQUET N. ANSA Motorsports	Lamborghini 1'42.293	150	KUJALA P. US RaceTronics

The competitor n.123 (Taurino Racing by D Motorsports) drop 3 position

06/11/2022 Stewards

Powered by FICr Perugia Timing

ROGER DUBUIS

