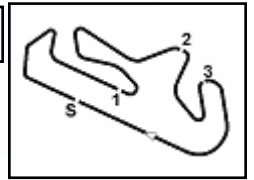




GRAND FINALS

8.1

Lamborghini Super Trofeo - Grand Finals - Portimao

Grand Finals PRO + PRO-AM - Results Race 1

Laps 28 = 130,284 km - Avg 151,495 km/h - Race Time 51'35.963

Portimao 4.653 m

1 / 2

No.	Driver 1 Entrant	Driver 2 Team	Car	Class	Laps	Time	Gap	Rel.	Fastest Lap
1	61 WEERING Max (NLD) 1'44.491 BONALDI MOTORSPORT	SPINELLI Loris (ITA) Bonaldi Motorsport	Huracán Super Trofeo EVO2	PRO	28	51'35.963		12	1'42.387
2	130 PIQUET Nelson Jr (BRA) ANSA MOTORSPORTS	ANSA Motorsports	Huracán Super Trofeo EVO2	PRO	28	51'38.786	2.823	2.823	6 1'42.984
3P	54 TEEKENS Milan (NLD) 1'43.875 TARGET RACING	MORETTI Marzio (ITA) Target Racing	Huracán Super Trofeo EVO2	PRO	28	51'43.437	7.474	4.651	7 1'43.404
4P	127 LIBERATI Edoardo (ITA) DREAM RACING MOTORSPORT	CAPITANIO Dario (ITA) 1'43.851 Dream Racing Motorsport	Huracán Super Trofeo EVO2	PRO	28	51'52.892	16.929	9.455	6 1'43.521
5P	6 D'AURIA Jean-Luc (CHE) 1'43.686 VSR	TRIBAUDINI Stephane (FRA) VSR	Huracán Super Trofeo EVO2	PRO	28	51'54.422	18.459	1.530	4 1'43.411
6	101 MARCELLI Kyle (CAN) 1'43.570 WAYNE TAYLOR RACING	FORMAL Danny (CRI) Wayne Taylor Racing	Huracán Super Trofeo EVO2	PRO	28	51'55.616	19.653	1.194	5 1'42.610
7	153 YODER Aidan (USA) 1'44.871 WAYNE TAYLOR RACING	MISSIG Jordan (USA) Wayne Taylor Racing	Huracán Super Trofeo EVO2	PRO	28	52'07.824	31.861	12.208	28 1'44.453
8	171 JOHNSON Billy (USA) TPC RACING	TPC Racing	Huracán Super Trofeo EVO2	PRO	28	52'11.241	35.278	3.417	4 1'44.545
9P	150 KUJALA Patrick (FIN) US RACETRONICS	US RaceTronics	Huracán Super Trofeo EVO2	PRO	28	52'14.353	38.390	3.112	17 1'43.364
10	147 ORTIZ Bryan (PRI) 1'44.985 PPM	CARAZO Sebastian (PRI) Precision Performance Motorsports	Huracán Super Trofeo EVO2	PROAM	28	52'17.806	41.843	3.453	7 1'44.943
11	29 PEDROSA Daniel (ESP) 1'45.742 REXAL FFF RACING TEAM	BORGA Antonin (CHE) Rexal FFF Racing Team	Huracán Super Trofeo EVO2	PROAM	28	52'21.866	45.903	4.060	17 1'44.724
12P	70 WATZINGER Gerhard (USA) 1'47.368 LEIPERT MOTORSPORT	LEITCH Brendon (NZL) Leipert Motorsport	Huracán Super Trofeo EVO2	PROAM	28	52'24.579	48.616	2.713	22 1'44.107
13	125 HARRISON Ashton (USA) 1'44.842 WAYNE TAYLOR RACING	LONG Thomas (USA) Wayne Taylor Racing	Huracán Super Trofeo EVO2	PROAM	28	52'24.655	48.692	0.076	4 1'43.885
14P	108 OCKEY Damon (CAN) 1'47.568 US RACETRONICS	LIDDY Patrick (USA) US RaceTronics	Huracán Super Trofeo EVO2	PROAM	28	52'31.931	55.968	7.276	22 1'44.653
15	18 SERBAN David-Mihai (ROU) LEIPERT MOTORSPORT	Leipert Motorsport	Huracán Super Trofeo EVO2	PRO	28	52'33.730	57.767	1.799	13 1'45.362
16	9 PETELET Milane (FRA) TARGET RACING	GVAZAVA Dmitry 1'45.866 Target Racing	Huracán Super Trofeo EVO2	PROAM	28	52'35.696	59.733	1.966	6 1'43.943
17P	188 TAURINO Giano (ZAF) TAURINO RACING BY D MOTORSPORT	Taurino Racing by D Motorsport	Huracán Super Trofeo EVO2	PRO	28	52'38.504	1'02.541	2.808	4 1'43.967
18P	146 LEW Bryson (USA) 1'45.435 PPM	DUBETS John (USA) Precision Performance Motorsports	Huracán Super Trofeo EVO2	PROAM	28	52'39.327	1'03.364	0.823	4 1'44.171
19P	20 VAN DEN BERG Robert (NLD) ROBERT VAN DEN BERG	HBR motorsport	Huracán Super Trofeo EVO2	PRO	28	52'40.453	1'04.490	1.126	4 1'44.465
20P	66 FORMANEK Bronek (CZE) 1'46.674 MICANEK MOTORSPORT ACCR	BASZ Karol (POL) Micanek Motorsport ACCR	Huracán Super Trofeo EVO2	PROAM	28	52'43.165	1'07.202	2.712	4 1'43.174
21P	27 CIGLIA Massimo (ITA) 1'46.902 OREGON TEAM	WILLIAMSON Lewis (GBR) Oregon Team	Huracán Super Trofeo EVO2	PROAM	28	52'43.253	1'07.290	0.088	3 1'43.550
22P	78 COLOMBINI Emanuel (SMR) 1'45.938 VSR	ZONZINI Emanuele (SMR) VSR	Huracán Super Trofeo EVO2	PROAM	28	52'54.484	1'18.521	11.231	4 1'44.381
23	11 CHOVET Pierre-Louis (FRA) OREGON TEAM	TARABINI Alessandro Lorenzo (ITA) 1'48.242 Oregon Team	Huracán Super Trofeo EVO2	PRO	28	53'10.148	1'34.185	15.664	4 1'43.916
24P	51 WELLS Dan (GBR) REXAL FFF RACING TEAM	LEE Oscar (USA) 1'48.834 Rexal FFF Racing Team	Huracán Super Trofeo EVO2	PROAM	28	53'13.153	1'37.190	3.005	4 1'44.333
25P	123 BERKELEY Luke (USA) TAURINO RACING BY D MOTORSPORT	Taurino Racing by D Motorsport	Huracán Super Trofeo EVO2	PRO	25	51'15.551	3 Laps	3 Laps	7 1'44.447
----- Not Classified -----									
RETP	91 PEROLINI Pietro (ITA) BONALDI MOTORSPORT	BIGLIERI Paolo (ITA) 1'49.003 Bonaldi Motorsport	Huracán Super Trofeo EVO2	PROAM	19	37'24.798	9 Laps		4 1'44.846
RETP	28 BONDUÉL Amaury (FRA) AMAURY BONDUÉL	BDR Competition	Huracán Super Trofeo EVO2	PRO	16	31'23.928	12 Laps		4 1'44.437
RET	87 BRUNOT Jean-Francois (USA) LEIPERT MOTORSPORT	LI Kerong (USA) Leipert Motorsport	Huracán Super Trofeo EVO2	PROAM	6	10'51.369	22 Laps		5 1'45.943
RET	83 PIN Doriane (FRA) IRON DAMES	GATTING Michelle (DNK) Iron Dames	Huracán Super Trofeo EVO2	PRO	6	10'52.192	22 Laps		4 1'44.572

Starting: 29 Classified: 25 Not Classified: 0 Retired: 4 Not Started: 0
 Fastest Lap N. 12 No. 61 Loris Spinelli Time 1'42.387 Avg. 163,603 Km/h

Humidity:	62%	AIR	21°C
Condition:	DRY	Track	25°C

Clerk of the Course : Delcio Santos

Race Director : Alain Adam

	Start	End
05/11/2022	16:03	17:02

Powered by FICr Perugia Timing

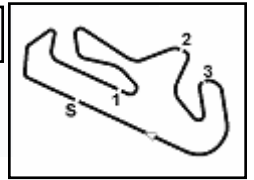
ROGER DUBUIS



SQUADRA CORSE

GRAND FINALS

8.1



Portimao 4.653 m

2 / 2

Lamborghini Super Trofeo - Grand Finals - Portimao

Grand Finals PRO + PRO-AM - Results Race 1

Laps 6 = 27,918 km - Avg 32,463 km/h - Race Time 10'52.192

Penalty and Infringement

16.23	51	Rexal FFF Racing Team	5 second penalty at the end of the race - track limits
16.25	66	Micanek Motorsport ACCR	5 second penalty at the end of the race - track limits
16.29	188	Taurino Racing by D Motorspor	5 second penalty at the end of the race - track limits
16.32	6	VSR	5 second penalty at the end of the race - track limits
16.36	91	Bonaldi Motorsport	5 second penalty at the end of the race - track limits
16.37	66	Micanek Motorsport ACCR	0.660 sec penalty at the end of the race - pit stop infringement
16.40	20	Robert van den Berg	5 second penalty at the end of the race - track limits
16.41	28	Amaury Bonduel	5 second penalty - forcing another driver off the track
16.41	123	Taurino Racing by D Motorspor	5 second penalty at the end of the race - track limits
16.41	27	Oregon Team	5 second penalty at the end of the race - track limits
16.43	188	Taurino Racing by D Motorspor	5 second penalty at the end of the race - track limits
16.47	150	US RaceTronics	5 second penalty at the end of the race - track limits
16.47	146	PPM	5 second penalty at the end of the race - track limits
16.48	78	VSR	5 second penalty at the end of the race - track limits
16.48	70	Leipert Motorsport	5 second penalty at the end of the race - track limits
16.49	6	VSR	5 second penalty at the end of the race - track limits
16.49	188	Taurino Racing by D Motorspor	5 second penalty at the end of the race - track limits
16.54	146	PPM	5 second penalty at the end of the race - track limits
16.54	20	Robert van den Berg	5 second penalty at the end of the race - track limits
16.54	54	Target Racing	5 second penalty at the end of the race - track limits
16.56	108	US RaceTronics	5 second penalty at the end of the race - track limits
16.56	127	Dream Racing Motorsport	5 second penalty at the end of the race - track limits
16.23	27	Oregon Team	5 second penalty at the end of the race - track limits

Clerk of the Course : Delcio Santos

Race Director : Alain Adam

	Start	End
05/11/2022	16:03	17:02

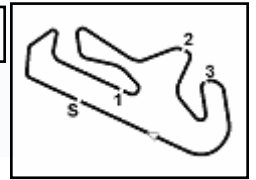
Powered by FICr Perugia Timing

ROGER DUBUIS





GRAND FINALS

8.2

Portimao 4.653 m

1 / 2

Lamborghini Super Trofeo - Grand Finals - Portimao Grand Finals PRO + PRO-AM - Result by Class Race 1

PRO Cup

Laps 28 = 130,284 km - Avg 151,495 km/h - Race Time 51'35.963

No.	Driver 1 Entrant	Driver 2 Team	Car	Laps	Time	Gap	Rel.	Fastest Lap
1	61 WEERING Max (NLD) 1'44.491 BONALDI MOTORSPORT	SPINELLI Loris (ITA) Bonaldi Motorsport	Huracán Super Trofeo EVO2	28	51'35.963		12	1'42.387
2	130 PIQUET Nelson jr (BRA) ANSA MOTORSPORTS	ANSA Motorsports	Huracán Super Trofeo EVO2	28	51'38.786	2.823	2.823	6 1'42.984
3P	54 TEEKENS Milan (NLD) 1'43.875 TARGET RACING	MORETTI Marzio (ITA) Target Racing	Huracán Super Trofeo EVO2	28	51'43.437	7.474	4.651	7 1'43.404
4P	127 LIBERATI Edoardo (ITA) DREAM RACING MOTORSPORT	CAPITANIO Dario (ITA) 1'43.851 Dream Racing Motorsport	Huracán Super Trofeo EVO2	28	51'52.892	16.929	9.455	6 1'43.521
5P	6 D'AURIA Jean-Luc (CHE) 1'43.686 VSR	TRIBAUDINI Stephane (FRA) VSR	Huracán Super Trofeo EVO2	28	51'54.422	18.459	1.530	4 1'43.411
6	101 MARCELLI Kyle (CAN) 1'43.570 WAYNE TAYLOR RACING	FORMAL Danny (CRI) Wayne Taylor Racing	Huracán Super Trofeo EVO2	28	51'55.616	19.653	1.194	5 1'42.610
7	153 YODER Aidan (USA) 1'44.871 WAYNE TAYLOR RACING	MISSIG Jordan (USA) Wayne Taylor Racing	Huracán Super Trofeo EVO2	28	52'07.824	31.861	12.208	28 1'44.453
8	171 JOHNSON Billy (USA) TPC RACING	TPC Racing	Huracán Super Trofeo EVO2	28	52'11.241	35.278	3.417	4 1'44.545
9P	150 KUJALA Patrick (FIN) US RACETRONICS	US RaceTronics	Huracán Super Trofeo EVO2	28	52'14.353	38.390	3.112	17 1'43.364
10	18 SERBAN David-Mihai (ROU) LEIPERT MOTORSPORT	Leipert Motorsport	Huracán Super Trofeo EVO2	28	52'33.730	57.767	19.377	13 1'45.362
11P	188 TAURINO Giano (ZAF) TAURINO RACING BY D MOTORSPORT	Taurino Racing by D Motorsport	Huracán Super Trofeo EVO2	28	52'38.504	1'02.541	4.774	4 1'43.967
12P	20 VAN DEN BERG Robert (NLD) ROBERT VAN DEN BERG	HBR motorsport	Huracán Super Trofeo EVO2	28	52'40.453	1'04.490	1.949	4 1'44.465
13	11 CHOVET Pierre-Louis (FRA) OREGON TEAM	TARABINI Alessandro Lorenzo (ITA) 1'48.242 Oregon Team	Huracán Super Trofeo EVO2	28	53'10.148	1'34.185	29.695	4 1'43.916
14P	123 BERKELEY Luke (USA) TAURINO RACING BY D MOTORSPORT	Taurino Racing by D Motorsport	Huracán Super Trofeo EVO2	25	51'15.551	3 Laps	3 Laps	7 1'44.447
----- Not Classified -----								
RET P	28 BONDUÉL Amaury (FRA) AMAURY BONDUÉL	BDR Competition	Huracán Super Trofeo EVO2	16	31'23.928	12 Laps		4 1'44.437
RET	83 PIN Doriane (FRA) IRON DAMES	GATTING Michelle (DNK) Iron Dames	Huracán Super Trofeo EVO2	6	10'52.192	22 Laps		4 1'44.572

Starting: 16 Classified: 14 Not Classified: 0 Retired: 2 Not Started: 0
 Fastest Lap N. 12 No. 61 Loris Spinelli Time 1'42.387 Avg. 163,603 Km/h

Clerk of the Course : Delcio Santos

Race Director : Alain Adam

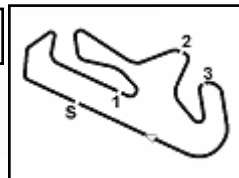
Start 16:03
 End 17:02

Powered by FICr Perugia Timing

ROGER DUBUIS



GRAND FINALS

8.2

Lamborghini Super Trofeo - Grand Finals - Portimao Grand Finals PRO + PRO-AM - Result by Class Race 1

Portimao 4.653 m
2 / 2

PRO AM Cup

Laps 28 = 130,284 km - Avg 149,475 km/h - Race Time 52'17.806

No.	Driver 1 Entrant	Driver 2 Team	Car	Laps	Time	Gap	Rel.	Fastest Lap
1	147 ORTIZ Bryan (PRI) 1'44.985 PPM	CARAZO Sebastian (PRI) Precision Performance Motorsports	Huracán Super Trofeo EVO2	28	52'17.806		7	1'44.943
2	29 PEDROSA Daniel (ESP) 1'45.742 REXAL FFF RACING TEAM	BORGA Antonin (CHE) Rexal FFF Racing Team	Huracán Super Trofeo EVO2	28	52'21.866	4.060	4.060 17	1'44.724
3P	70 WATZINGER Gerhard (USA) 1'47.368 LEIPERT MOTORSPORT	LEITCH Brendon (NZL) Leipert Motorsport	Huracán Super Trofeo EVO2	28	52'24.579	6.773	2.713 22	1'44.107
4	125 HARRISON Ashton (USA) 1'44.842 WAYNE TAYLOR RACING	LONG Thomas (USA) Wayne Taylor Racing	Huracán Super Trofeo EVO2	28	52'24.655	6.849	0.076 4	1'43.885
5P	108 OCKEY Damon (CAN) 1'47.568 US RACETRONICS	LIDDY Patrick (USA) US RaceTronics	Huracán Super Trofeo EVO2	28	52'31.931	14.125	7.276 22	1'44.653
6	9 PETELET Milane (FRA) TARGET RACING	GVAZAVA Dmitry 1'45.866 Target Racing	Huracán Super Trofeo EVO2	28	52'35.696	17.890	3.765 6	1'43.943
7P	146 LEW Bryson (USA) 1'45.435 PPM	DUBETS John (USA) Precision Performance Motorsports	Huracán Super Trofeo EVO2	28	52'39.327	21.521	3.631 4	1'44.171
8P	66 FORMANEK Bronek (CZE) 1'46.674 MICANEK MOTORSPORT ACCR	BASZ Karol (POL) MicaneK Motorsport ACCR	Huracán Super Trofeo EVO2	28	52'43.165	25.359	3.838 4	1'43.174
9P	27 CIGLIA Massimo (ITA) 1'46.902 OREGON TEAM	WILLIAMSON Lewis (GBR) Oregon Team	Huracán Super Trofeo EVO2	28	52'43.253	25.447	0.088 3	1'43.550
10P	78 COLOMBINI Emanuel (SMR) 1'45.938 VSR	ZONZINI Emanuele (SMR) VSR	Huracán Super Trofeo EVO2	28	52'54.484	36.678	11.231 4	1'44.381
11P	51 WELLS Dan (GBR) REXAL FFF RACING TEAM	LEE Oscar (USA) 1'48.834 Rexal FFF Racing Team	Huracán Super Trofeo EVO2	28	53'13.153	55.347	18.669 4	1'44.333
----- Not Classified -----								
RET P	91 PEROLINI Pietro (ITA) BONALDI MOTORSPORT	BIGLIERI Paolo (ITA) 1'49.003 Bonaldi Motorsport	Huracán Super Trofeo EVO2	19	37'24.798	9 Laps	4	1'44.846
RET	87 BRUNOT Jean-Francois (USA) LEIPERT MOTORSPORT	LI Kerong (USA) Leipert Motorsport	Huracán Super Trofeo EVO2	6	10'51.369	22 Laps	5	1'45.943

Starting: 13 Classified: 11 Not Classified: 0 Retired: 2 Not Started: 0

Fastest Lap N. 4 No. 66 Karol Basz Time 1'43.174 Avg. 162,355 Km/h

Humidity:	62%	AIR	21°C
Condition:	DRY	Track	25°C

Clerk of the Course : Delcio Santos

Race Director : Alain Adam

Start	End
05/11/2022 16:03	17:02

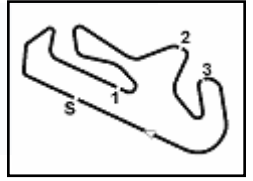
Powered by FICr Perugia Timing

ROGER DUBUIS



GRAND FINALS

8.3



Portimao 4.653 m

Lamborghini Super Trofeo - Grand Finals - Portimao

Grand Finals PRO + PRO-AM - Lap Chart Race 1

	Lap																											
	1	2	3	4	5	6	7	8	9	10	11	12	13	14	15	16	17	18	19	20	21	22	23	24	25	26	27	28
1	130	130	130	130	130	130	61	61	61	61	61	61	61	61	61	61	61	61	61	61	61	61	61	61	61	61	61	61
2	61	61	61	61	61	61	130	130	130	130	130	130	130	66	66	66	54	54	54	54	54	54	54	54	54	54	54	54
3	66	66	66	66	66	66	66	66	66	66	66	66	66	54	27	27	130	130	130	130	130	130	130	130	130	130	130	130
4	54	54	54	54	54	54	54	54	54	54	54	54	54	27	54	51	127	127	127	127	127	127	127	127	127	127	127	6
5	127	127	127	127	127	127	127	127	127	127	27	27	27	130	51	9	6	6	6	6	6	6	6	6	6	6	6	127
6	188	27	27	27	27	27	27	27	27	27	6	188	188	146	9	54	66	66	188	188	66	101	101	101	101	101	101	101
7	27	188	6	6	6	6	6	6	6	6	188	11	11	51	146	130	27	27	150	150	101	66	66	153	153	153	153	
8	6	6	188	188	188	188	188	188	188	188	125	146	146	188	101	127	188	188	66	66	27	188	153	171	171	171	150	
9	125	125	125	125	125	125	125	125	125	125	11	51	51	9	91	6	150	150	27	27	188	153	188	150	150	150	171	
10	11	11	11	11	11	11	11	11	11	11	146	6	171	11	78	188	146	146	101	101	153	171	171	66	188	147	147	
11	146	146	146	146	146	146	146	146	146	146	51	171	9	101	130	150	153	101	153	153	171	150	150	188	147	188	70	
12	51	51	51	51	51	51	51	51	51	51	78	91	91	91	127	146	101	153	123	171	150	27	123	123	70	70	188	
13	171	171	78	78	78	78	78	78	78	78	171	153	101	171	6	153	123	123	171	123	123	147	147	29	29	29	188	
14	78	78	171	171	171	171	171	171	171	171	123	9	153	78	188	101	171	171	147	147	147	27	27	27	125	125	125	
15	123	123	123	123	150	150	150	150	150	150	127	125	20	127	150	123	147	147	146	146	146	146	146	146	27	146	108	
16	28	28	150	150	123	123	123	123	123	123	91	20	78	6	153	171	9	125	29	29	29	29	29	70	125	146	108	
17	91	150	28	28	28	28	28	28	28	28	153	101	127	150	123	147	125	70	70	70	70	70	29	108	108	27	20	
18	153	91	91	91	91	91	91	91	91	91	9	123	6	153	171	125	51	29	125	125	125	125	125	20	20	20	27	
19	150	153	153	153	153	153	153	153	153	153	20	78	150	123	147	29	29	9	20	108	108	108	108	66	18	18	18	
20	20	20	9	9	9	9	9	9	9	9	101	127	123	28	11	70	70	20	108	20	20	20	20	18	66	9	9	
21	83	83	83	83	83	147	147	147	147	147	150	150	28	147	28	20	20	108	9	9	9	18	18	18	9	9	66	
22	147	147	147	147	147	29	18	18	18	18	18	28	28	125	125	125	108	108	18	18	18	18	9	9	9	78	78	
23	9	9	29	29	29	87	29	29	29	29	147	147	147	20	20	91	18	51	51	51	51	51	51	51	51	51	51	
24	29	29	87	87	87	18	20	20	20	20	18	18	18	18	18	29	18	91	11	11	11	78	78	78	51	11	11	
25	87	87	18	18	18	83	70	70	70	70	29	29	29	29	18	11	11	78	78	78	11	11	11	11	123			
26	70	18	70	70	20	20	108	108	108	108	70	70	70	70	70	28	78	91	91									
27	18	70	108	108	70	70	101	101	101	101	108	108	108	108	108	78												
28	108	108	20	20	108	108																						
29	101	101	101	101	101	101																						

Final Result			
1	61	BONALDI MOTORSPORT	Laps 28
2	130	ANSA MOTORSPORT	2.823
3	54	TARGET RACING (P)	7.474
4	127	DREAM RACING MOT	16.929
5	6	VSR (P)	18.459
6	101	WAYNE TAYLOR RAC	19.653
7	153	WAYNE TAYLOR RAC	31.861
8	171	TPC RACING	35.278
9	150	US RACETRONICS (P)	38.390
10	147	PPM	41.843
11	29	REXAL FFF RACING	45.903
12	70	LEIPERT MOTORSPORT	48.616
13	125	WAYNE TAYLOR RAC	48.692
14	108	US RACETRONICS (P)	55.968
15	18	LEIPERT MOTORSPORT	57.767
16	9	TARGET RACING	59.733
17	188	TAURINO RACING BY	1'02.541
18	146	PPM (P)	1'03.364
19	20	ROBERT VAN DEN B	1'04.490
20	66	MICANEK MOTORSP	1'07.202
21	27	OREGON TEAM (P)	1'07.290
22	78	VSR (P)	1'18.521
23	11	OREGON TEAM	1'34.185
24	51	REXAL FFF RACING	1'37.190
25	123	TAURINO RACING BY	3 Laps
RET	91	BONALDI MOTORSPORT	9 Laps
RET	28	AMAURY BONDUEL (12 Laps
RET	87	LEIPERT MOTORSPORT	22 Laps
RET	83	IRON DAMES	22 Laps

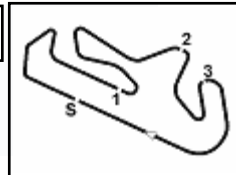
Powered by FICr Perugia Timing





GRAND FINALS

8.4



Portimao 4.653 m

Lamborghini Super Trofeo - Grand Finals - Portimao Grand Finals PRO + PRO-AM - Sectors and Speed Race 1

RESULTS

Pos	Driver	Team	Laps
1	61 BONALDI MOTORSPORT	Huracán Super Trofeo EVO2	28
2	130 ANSA MOTORSPORTS	Huracán Super Trofeo EVO2	2,823
3	54 TARGET RACING	Huracán Super Trofeo EVO2	7.474
4	127 DREAM RACING MOTORSPORT	Huracán Super Trofeo EVO2	16.929
5	6 VSR	Huracán Super Trofeo EVO2	18.459
6	101 WAYNE TAYLOR RACING	Huracán Super Trofeo EVO2	19.653
7	153 WAYNE TAYLOR RACING	Huracán Super Trofeo EVO2	31.861
8	171 TPC RACING	Huracán Super Trofeo EVO2	35.278
9	150 US RACETRONICS	Huracán Super Trofeo EVO2	38.390
10	147 PPM	Huracán Super Trofeo EVO2	41.843
11	29 REXAL FFF RACING TEAM	Huracán Super Trofeo EVO2	45.903
12	70 LEIPERT MOTORSPORT	Huracán Super Trofeo EVO2	48.616
13	125 WAYNE TAYLOR RACING	Huracán Super Trofeo EVO2	48.692
14	108 US RACETRONICS	Huracán Super Trofeo EVO2	55.968
15	18 LEIPERT MOTORSPORT	Huracán Super Trofeo EVO2	57.767
16	9 TARGET RACING	Huracán Super Trofeo EVO2	59.733
17	188 TAURINO RACING BY D MOT	Huracán Super Trofeo EVO2	1'02.541
18	146 PPM	Huracán Super Trofeo EVO2	1'03.364
19	20 ROBERT VAN DEN BERG	Huracán Super Trofeo EVO2	1'04.490
20	66 MICANEK MOTORSPORT AC	Huracán Super Trofeo EVO2	1'07.202
21	27 OREGON TEAM	Huracán Super Trofeo EVO2	1'07.290
22	78 VSR	Huracán Super Trofeo EVO2	1'18.521
23	11 OREGON TEAM	Huracán Super Trofeo EVO2	1'34.185
24	51 REXAL FFF RACING TEAM	Huracán Super Trofeo EVO2	1'37.190
25	123 TAURINO RACING BY D MOT	Huracán Super Trofeo EVO2	3 Laps
RET	91 BONALDI MOTORSPORT	Huracán Super Trofeo EVO2	9 Laps
RET	28 AMAURY BONDUEL	Huracán Super Trofeo EVO2	12 Laps
RET	87 LEIPERT MOTORSPORT	Huracán Super Trofeo EVO2	22 Laps
RET	83 IRON DAMES	Huracán Super Trofeo EVO2	22 Laps

SPEED

Pos	Driver	Team	Speed
1	66 MICANEK MOTORSPORT AC	Huracán Super Trofeo EVO2	283,5
2	9 TARGET RACING	Huracán Super Trofeo EVO2	283,5
3	61 BONALDI MOTORSPORT	Huracán Super Trofeo EVO2	282,7
4	70 LEIPERT MOTORSPORT	Huracán Super Trofeo EVO2	282,7
5	18 LEIPERT MOTORSPORT	Huracán Super Trofeo EVO2	282,0
6	108 US RACETRONICS	Huracán Super Trofeo EVO2	282,0
7	125 WAYNE TAYLOR RACING	Huracán Super Trofeo EVO2	281,3
8	11 OREGON TEAM	Huracán Super Trofeo EVO2	281,3
9	83 IRON DAMES	Huracán Super Trofeo EVO2	281,3
10	51 REXAL FFF RACING TEAM	Huracán Super Trofeo EVO2	281,3
11	130 ANSA MOTORSPORTS	Huracán Super Trofeo EVO2	281,3
12	101 WAYNE TAYLOR RACING	Huracán Super Trofeo EVO2	281,3
13	29 REXAL FFF RACING TEAM	Huracán Super Trofeo EVO2	281,3
14	20 ROBERT VAN DEN BERG	Huracán Super Trofeo EVO2	280,5
15	147 PPM	Huracán Super Trofeo EVO2	280,5
16	153 WAYNE TAYLOR RACING	Huracán Super Trofeo EVO2	280,5
17	6 VSR	Huracán Super Trofeo EVO2	279,8
18	78 VSR	Huracán Super Trofeo EVO2	279,8
19	146 PPM	Huracán Super Trofeo EVO2	279,8
20	150 US RACETRONICS	Huracán Super Trofeo EVO2	279,1
21	127 DREAM RACING MOTORSPORT	Huracán Super Trofeo EVO2	279,1
22	28 AMAURY BONDUEL	Huracán Super Trofeo EVO2	279,1
23	54 TARGET RACING	Huracán Super Trofeo EVO2	279,1
24	27 OREGON TEAM	Huracán Super Trofeo EVO2	279,1
25	171 TPC RACING	Huracán Super Trofeo EVO2	278,4
26	91 BONALDI MOTORSPORT	Huracán Super Trofeo EVO2	278,4
27	123 TAURINO RACING BY D MOT	Huracán Super Trofeo EVO2	278,4
28	87 LEIPERT MOTORSPORT	Huracán Super Trofeo EVO2	277,6
29	188 TAURINO RACING BY D MOT	Huracán Super Trofeo EVO2	277,6

SEG. 1

1	61 BONALDI MOTORSPORT	31.866
2	101 WAYNE TAYLOR RACING	31.874
3	130 ANSA MOTORSPORTS	31.996
4	66 MICANEK MOTORSPORT	32.082
5	150 US RACETRONICS	32.117
6	27 OREGON TEAM	32.121
7	127 DREAM RACING MOTO	32.138
8	6 VSR	32.141
9	54 TARGET RACING	32.176
10	70 LEIPERT MOTORSPORT	32.238
11	11 OREGON TEAM	32.262
12	28 AMAURY BONDUEL	32.264
13	125 WAYNE TAYLOR RACING	32.278
14	146 PPM	32.309
15	51 REXAL FFF RACING TE	32.309
16	188 TAURINO RACING BY D	32.310
17	9 TARGET RACING	32.321
18	171 TPC RACING	32.359
19	78 VSR	32.364
20	91 BONALDI MOTORSPORT	32.385
21	108 US RACETRONICS	32.398
22	20 ROBERT VAN DEN BER	32.427
23	29 REXAL FFF RACING TE	32.444
24	123 TAURINO RACING BY D	32.450
25	147 PPM	32.469
26	153 WAYNE TAYLOR RACING	32.482
27	18 LEIPERT MOTORSPORT	32.516
28	83 IRON DAMES	32.559
29	87 LEIPERT MOTORSPORT	33.151

SEG. 2

1	61 BONALDI MOTORSPORT	32.329
2	66 MICANEK MOTORSPORT	32.411
3	130 ANSA MOTORSPORTS	32.484
4	101 WAYNE TAYLOR RACING	32.486
5	6 VSR	32.607
6	54 TARGET RACING	32.654
7	127 DREAM RACING MOTO	32.735
8	20 ROBERT VAN DEN BER	32.745
9	9 TARGET RACING	32.767
10	11 OREGON TEAM	32.819
11	27 OREGON TEAM	32.826
12	150 US RACETRONICS	32.839
13	28 AMAURY BONDUEL	32.849
14	70 LEIPERT MOTORSPORT	32.865
15	171 TPC RACING	32.936
16	188 TAURINO RACING BY D	32.938
17	83 IRON DAMES	32.941
18	78 VSR	32.989
19	125 WAYNE TAYLOR RACING	33.023
20	51 REXAL FFF RACING TE	33.039
21	146 PPM	33.039
22	123 TAURINO RACING BY D	33.062
23	108 US RACETRONICS	33.064
24	91 BONALDI MOTORSPORT	33.067
25	147 PPM	33.075
26	153 WAYNE TAYLOR RACING	33.139
27	18 LEIPERT MOTORSPORT	33.154
28	29 REXAL FFF RACING TE	33.242
29	87 LEIPERT MOTORSPORT	33.409

SEG. 3

1	61 BONALDI MOTORSPORT	20.606
2	150 US RACETRONICS	20.629
3	101 WAYNE TAYLOR RACING	20.642
4	130 ANSA MOTORSPORTS	20.714
5	27 OREGON TEAM	20.794
6	6 VSR	20.860
7	188 TAURINO RACING BY D	20.881
8	66 MICANEK MOTORSPORT	20.897
9	54 TARGET RACING	20.940
10	127 DREAM RACING MOTO	20.941
11	9 TARGET RACING	20.974
12	125 WAYNE TAYLOR RACING	21.023
13	28 AMAURY BONDUEL	21.038
14	153 WAYNE TAYLOR RACING	21.049
15	146 PPM	21.063
16	11 OREGON TEAM	21.089
17	70 LEIPERT MOTORSPORT	21.095
18	51 REXAL FFF RACING TE	21.097
19	78 VSR	21.167
20	123 TAURINO RACING BY D	21.169
21	29 REXAL FFF RACING TE	21.187
22	108 US RACETRONICS	21.188
23	91 BONALDI MOTORSPORT	21.238
24	147 PPM	21.249
25	83 IRON DAMES	21.266
26	171 TPC RACING	21.277
27	18 LEIPERT MOTORSPORT	21.407
28	87 LEIPERT MOTORSPORT	21.415
29	20 ROBERT VAN DEN BER	21.457

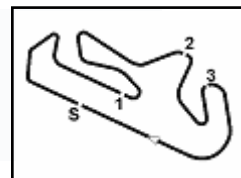
SEG. 4

1	101 WAYNE TAYLOR RACING	17.256
2	61 BONALDI MOTORSPORT	17.264
3	130 ANSA MOTORSPORTS	17.348
4	6 VSR	17.397
5	127 DREAM RACING MOTO	17.429
6	123 TAURINO RACING BY D	17.454
7	54 TARGET RACING	17.467
8	66 MICANEK MOTORSPORT	17.467
9	171 TPC RACING	17.496
10	29 REXAL FFF RACING TE	17.508
11	27 OREGON TEAM	17.515
12	51 REXAL FFF RACING TE	17.526
13	125 WAYNE TAYLOR RACING	17.535
14	146 PPM	17.543
15	153 WAYNE TAYLOR RACING	17.560
16	150 US RACETRONICS	17.569
17	188 TAURINO RACING BY D	17.572
18	78 VSR	17.593
19	11 OREGON TEAM	17.599
20	20 ROBERT VAN DEN BER	17.605
21	28 AMAURY BONDUEL	17.613
22	83 IRON DAMES	17.631
23	147 PPM	17.655
24	70 LEIPERT MOTORSPORT	17.657
25	18 LEIPERT MOTORSPORT	17.686
26	108 US RACETRONICS	17.693
27	9 TARGET RACING	17.699
28	91 BONALDI MOTORSPORT	17.728
29	87 LEIPERT MOTORSPORT	17.930



GRAND FINALS

8.5



Lamborghini Super Trofeo - Grand Finals - Portimao

Grand Finals PRO + PRO-AM - Analysis Race 1

Portimao 4.653 m

Start at 16:03'25.133

1 / 7

6 VSR (1'43.411)							11 Oregon Team (1'43.916)								
Lap	Seg.1	Seg.2	Seg.3	Seg.4	Lap Time	km/h	Local Time	Lap	Seg.1	Seg.2	Seg.3	Seg.4	Lap Time	km/h	Local Time
Stephane Tribaudini							Pierre-Louis Chovet								
1		33.504	21.372	17.575	1'48.355		16:05'13.488	1		33.725	21.446	17.873	1'49.692		16:05'14.825
2	33.002	33.275	20.969	17.549	1'44.795	279,8	16:06'58.283	2	32.716	33.208	21.216	17.736	1'44.876	280,5	16:06'59.701
3	32.677	32.937	20.860	17.407	1'43.881	279,8	16:08'42.164	3	32.338	33.285	21.253	17.638	1'44.514	281,3	16:08'44.215
4	32.141	32.607	21.266	17.397	1'43.411	279,8	16:10'25.575	4	32.262	32.920	21.089	17.645	1'43.916	280,5	16:10'28.131
5	32.256	32.929	21.233	17.460	1'43.878	279,8	16:12'09.453	5	32.408	33.127	21.204	17.695	1'44.434	280,5	16:12'12.565
6	32.335	32.824	21.061	17.535	1'43.755	279,1	16:13'53.208	6	32.266	32.975	21.233	17.651	1'44.125	281,3	16:13'56.690
7	32.456	32.893	21.124	17.643	1'44.116	279,8	16:15'37.324	7	32.417	33.601	21.359	17.599	1'44.976	280,5	16:15'41.666
8	32.546	33.004	22.508	21.685	1'49.743	277,6	16:17'27.067	8	32.411	32.902	22.492	21.518	1'49.323	281,3	16:17'30.989
9	43.693	47.710	26.597	22.648	2'20.648	201,9	16:19'47.715	9	43.558	46.335	26.640	23.556	2'20.089	162,2	16:19'51.078
10	56.850	41.777	26.263	21.062	2'25.952	177,0	16:22'13.667	10	55.889	41.419	26.152	21.243	2'24.703	192,2	16:22'15.781
11	33.167	33.377	21.288	17.522	1'45.354	276,2	16:23'59.021	11	32.670	33.314	21.600	17.681	1'45.265	280,5	16:24'01.046
12	32.667	33.155	20.892	24.033	1'50.747P	277,6	16:25'49.768	12	32.479	33.154	21.349	17.780	1'44.762	279,8	16:25'45.808
Jean-Luc D'Auria							Alessandro Lorenzo Tarabini								
13	2'01.118	33.422	21.489	17.614	3'13.643P		16:29'03.411	13	33.031	32.819	21.306	17.827	1'44.983	279,8	16:27'30.791
14	32.693	32.896	21.404	17.663	1'44.656	276,2	16:30'48.067	14	32.632	33.314	21.487	24.671	1'52.104P	279,8	16:29'22.895
15	32.423	32.878	21.264	17.594	1'44.159	276,2	16:32'32.226	15	2'05.569	36.896	23.317	19.103	3'24.885P		16:32'47.780
16	32.279	32.958	21.203	17.606	1'44.066	277,6	16:34'16.272	16	35.404	35.958	23.449	19.350	1'54.161	271,4	16:34'41.941
17	32.944	32.681	21.627	17.574	1'44.826	276,9	16:36'01.098	17	34.700	34.622	22.285	18.788	1'50.395	273,4	16:36'32.336
18	32.203	32.847	21.135	17.501	1'43.686	278,4	16:37'44.784	18	33.839	34.850	22.523	18.574	1'49.786	273,4	16:38'22.122
19	32.145	32.690	21.303	17.581	1'43.719	276,9	16:39'28.503	19	33.669	34.095	22.128	18.455	1'48.347	275,5	16:40'10.469
20	32.498	32.912	21.531	17.535	1'44.476	276,9	16:41'12.979	20	33.658	34.756	22.194	18.437	1'49.045	275,5	16:41'59.514
21	32.736	32.830	21.217	17.683	1'44.466	277,6	16:42'57.445	21	34.946	35.511	22.277	18.690	1'51.424	273,4	16:43'50.938
22	32.258	32.809	21.104	17.686	1'43.857	275,5	16:44'41.302	22	33.663	34.333	22.340	18.643	1'48.979	274,8	16:45'39.917
23	32.604	33.036	21.653	17.607	1'44.900	278,4	16:46'26.202	23	33.860	34.557	22.280	19.133	1'49.830	274,1	16:47'29.747
24	32.377	33.020	21.319	17.631	1'44.347	279,1	16:48'10.549	24	33.835	34.018	22.113	18.538	1'48.504	268,7	16:49'18.251
25	32.919	33.162	21.541	17.711	1'45.333	277,6	16:49'55.882	25	33.405	35.311	22.380	18.895	1'49.991	274,8	16:51'08.242
26	32.719	33.216	21.329	17.685	1'44.949	274,1	16:51'40.831	26	34.358	34.834	22.395	18.720	1'50.307	272,7	16:52'58.549
27	32.365	33.201	21.424	17.518	1'44.508	277,6	16:53'25.339	27	33.269	34.701	22.115	18.405	1'48.490	275,5	16:54'47.039
28	32.496	32.918	21.264	17.538	1'44.216	276,9	16:55'09.555	28	33.527	34.008	22.184	18.523	1'48.242	276,2	16:56'35.281
Race Time 51'44.422 + 10.000Pen							Race Time 53'10.148								

9 Target Racing (1'43.943)							
Lap	Seg.1	Seg.2	Seg.3	Seg.4	Lap Time	km/h	Local Time
Milane Petelet							
1		36.160	22.714	17.922	1'55.647		16:05'20.780
2	33.225	33.821	21.690	17.751	1'46.487	283,5	16:07'07.267
3	35.273	33.207	21.105	17.805	1'47.390	276,2	16:08'54.657
4	32.589	32.767	20.974	17.699	1'44.029	276,2	16:10'38.686
5	32.321	32.860	21.015	17.756	1'43.952	276,2	16:12'22.638
6	32.362	32.850	20.984	17.747	1'43.943	276,9	16:14'06.581
7	32.420	32.991	21.207	17.841	1'44.459	277,6	16:15'51.040
8	32.436	33.756	23.957	20.455	1'50.604	276,9	16:17'41.644
9	42.295	45.409	26.370	23.307	2'17.381	131,5	16:19'59.025
10	56.556	39.271	24.593	20.473	2'20.893	138,1	16:22'19.918
11	33.301	33.303	21.449	17.887	1'45.940	274,8	16:24'05.858
12	32.552	32.930	22.910	17.858	1'46.250	277,6	16:25'52.108
13	32.848	33.628	21.619	17.817	1'45.912	279,1	16:27'38.020
14	32.560	32.798	21.467	17.796	1'44.621	276,9	16:29'22.641
15	32.538	32.894	21.374	17.965	1'44.771	277,6	16:31'07.412
16	32.666	33.225	21.991	24.672	1'52.554P	279,1	16:32'59.966
Dmitry Gvazava							
17	2'03.445	35.893	23.091	18.326	3'20.755P		16:36'20.721
18	35.082	34.210	21.865	18.168	1'49.325	272,0	16:38'10.046
19	33.055	35.094	22.745	18.058	1'48.952	274,1	16:39'58.998
20	33.533	33.685	21.552	17.996	1'46.766	273,4	16:41'45.764
21	32.887	33.572	21.427	17.980	1'45.866	276,9	16:43'31.630
22	33.122	34.636	21.952	18.081	1'47.791	276,9	16:45'19.421
23	33.072	33.514	21.867	18.250	1'46.703	271,4	16:47'06.124
24	32.829	33.666	21.774	18.205	1'46.474	273,4	16:48'52.598
25	33.475	34.000	21.909	18.090	1'47.474	273,4	16:50'40.072
26	33.579	33.440	21.736	18.042	1'46.797	277,6	16:52'26.869
27	33.082	34.344	22.344	18.063	1'47.833	278,4	16:54'14.702

18 Leipert Motorsport (1'45.362)							
Lap	Seg.1	Seg.2	Seg.3	Seg.4	Lap Time	km/h	Local Time
David-Mihai Serban							
1		35.730	22.924	18.246	1'57.932		16:05'23.065
2	33.726	34.613	21.990	17.920	1'48.249	279,1	16:07'11.314
3	33.028	33.836	21.803	17.881	1'46.548	277,6	16:08'57.862
4	33.356	33.921	21.512	17.870	1'46.659	279,1	16:10'44.521
5	33.035	33.617	21.407	17.761	1'45.820	279,8	16:12'30.341
6	33.428	33.520	21.446	17.869	1'46.263	279,8	16:14'16.604
7	32.783	33.382	21.656	18.036	1'45.857	279,8	16:16'02.461
8	32.823	34.195	21.732	18.009	1'46.759	279,8	16:17'49.220
9	36.675	44.931	26.028	23.629	2'11.263	224,5	16:20'00.483
10	56.667	38.931	24.629	20.243	2'20.470	141,4	16:22'20.953
11	33.197	33.819	21.468	25.104	1'53.588P	279,1	16:24'14.541
12	2'05.101	33.498	21.550	17.810	3'17.959P		16:27'32.500
13	32.726	33.282	21.418	17.936	1'45.362	279,8	16:29'17.862
14	32.777	33.321	21.519	17.783	1'45.400	280,5	16:31'03.262
15	33.105	33.889	21.657	17.736	1'46.387	281,3	16:32'49.649
16	34.021	35.646	22.241	18.201	1'50.109	282,0	16:34'39.758
17	33.367	33.154	21.714	17.706	1'45.941	279,8	16:36'25.699
18	32.593	33.807	22.292	17.703	1'46.395	280,5	16:38'12.094
19	32.839	33.769	22.619	17.851	1'47.078	279,1	16:39'59.172
20	33.832	33.500	21.592	17.944	1'46.868	280,5	16:41'46.040
21	33.287	33.484	21.841	17.686	1'46.298	277,6	16:43'32.338
22	32.727	33.827	21.580	17.870	1'46.004	280,5	16:45'18.342
23	32.743	33.315	21.637	17.733	1'45.428	280,5	16:47'03.770
24	32.516	33.587	21.843	17.777	1'45.723	280,5	16:48'49.493
25	32.638	33.877	22.233	19.063	1'47.811	280,5	16:50'37.304

05/11/2022 P = Pits In/Out - C = Lap Time Cancelled

Powered by FICr Perugia Timing

ROGER DUBUIS

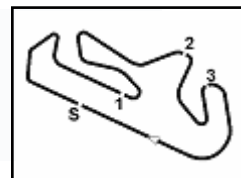




SQUADRA CORSE

GRAND FINALS

8.5



Portimao 4.653 m

Lamborghini Super Trofeo - Grand Finals - Portimao

Grand Finals PRO + PRO-AM - Analysis Race 1

Start at 16:03'25.133

2 / 7

26	33.493	34.243	22.386	18.169	1'48.291	278,4	16:52'25.595	24	33.902	34.043	22.013	18.098	1'48.056	274,1	16:48'40.901
27	33.017	33.920	21.995	18.014	1'46.946	279,8	16:54'12.541	25	33.537	34.551	22.571	18.605	1'49.264	274,8	16:50'30.165
28	33.194	33.510	21.791	17.827	1'46.322	279,8	16:55'58.863	26	33.413	34.075	22.041	18.550	1'48.079	276,2	16:52'18.244
Race Time 52'33.730								27	33.891	34.629	22.243	18.484	1'49.247	272,7	16:54'07.491
Race Time 52'33.253 + 10.000Pen								28	34.182	35.473	22.311	18.929	1'50.895	276,2	16:55'58.386

20 Robert van den Berg (1'44.465)

Lap	Seg.1	Seg.2	Seg.3	Seg.4	Lap Time	km/h	Local Time
Robert van den Berg							
1		35.147	22.366	18.234	1'54.601		16:05'19.734
2	32.792	33.947	21.503	18.065	1'46.307	276,2	16:07'06.041
3	45.727	33.771	21.901	17.708	1'59.107	277,6	16:09'05.148
4	32.427	32.745	21.505	17.788	1'44.465	276,9	16:10'49.613
5	33.080	34.092	22.020	17.821	1'47.013	276,9	16:12'36.626
6	32.519	32.824	21.457	17.724	1'44.524	275,5	16:14'21.150
7	32.469	32.796	21.643	17.605	1'44.513	276,9	16:16'05.663
8	39.764	34.862	22.141	18.290	1'55.057	277,6	16:18'00.720
9	33.401	39.337	26.953	22.535	2'02.226	275,5	16:20'02.946
10	55.952	39.137	24.720	19.629	2'19.438	156,5	16:22'22.384
11	32.880	33.461	21.489	18.102	1'45.932	276,2	16:24'08.316
12	32.594	32.835	21.826	18.114	1'45.369	272,7	16:25'53.685
13	32.742	33.082	21.960	23.816	1'51.600P	275,5	16:27'45.285
14	2'04.967	33.221	21.697	17.836	3'17.721P		16:31'03.006
15	32.756	33.363	21.753	17.943	1'45.815	276,9	16:32'48.821
16	34.537	34.465	22.816	18.081	1'49.899	279,8	16:34'38.720
17	32.783	33.159	21.656	17.875	1'45.473	278,4	16:36'24.193
18	32.756	33.947	21.857	17.908	1'46.468	278,4	16:38'10.661
19	32.760	34.237	22.365	17.955	1'47.317	278,4	16:39'57.978
20	32.925	34.119	21.792	17.772	1'46.608	278,4	16:41'44.586
21	32.733	33.312	21.761	17.750	1'45.556	277,6	16:43'30.142
22	32.994	32.818	21.797	17.692	1'45.301	279,1	16:45'15.443
23	32.443	32.854	21.759	17.783	1'44.839	277,6	16:47'00.282
24	32.531	32.983	21.749	17.733	1'44.996	279,1	16:48'45.278
25	32.872	33.636	22.092	17.912	1'46.512	279,1	16:50'31.790
26	33.569	34.690	22.164	18.205	1'48.628	280,5	16:52'20.418
27	32.974	33.830	22.284	18.177	1'47.265	276,9	16:54'07.683
28	34.094	33.742	22.155	17.912	1'47.903	277,6	16:55'55.586
Race Time 52'30.453 + 10.000Pen							

27 Oregon Team (1'43.550)

Lap	Seg.1	Seg.2	Seg.3	Seg.4	Lap Time	km/h	Local Time
Lewis Williamson							
1		33.587	21.324	17.651	1'47.901		16:05'13.034
2	32.457	32.851	21.087	17.656	1'44.051	278,4	16:06'57.085
3	32.329	32.862	20.794	17.565	1'43.550	276,2	16:08'40.635
4	32.188	32.826	21.099	17.577	1'43.690	278,4	16:10'24.235
5	32.121	32.928	21.332	17.524	1'43.905	276,9	16:12'08.230
6	32.250	33.094	21.092	17.516	1'43.952	277,6	16:13'52.182
7	32.284	32.943	20.933	17.592	1'43.752	278,4	16:15'35.934
8	32.444	33.249	21.648	21.237	1'48.578	279,1	16:17'24.512
9	44.374	48.687	26.094	22.520	2'21.675	237,9	16:19'46.187
10	57.342	41.780	26.996	21.201	2'27.319	158,8	16:22'13.506
11	32.861	33.345	21.174	17.617	1'44.997	275,5	16:23'58.503
12	32.241	32.901	20.996	17.528	1'43.666	276,9	16:25'42.169
13	32.943	32.901	20.965	17.515	1'44.324	278,4	16:27'26.493
14	32.880	32.905	21.093	17.756	1'44.634	278,4	16:29'11.127
15	32.831	33.069	21.198	17.579	1'44.677	276,9	16:30'55.804
16	32.412	32.872	21.299	24.835	1'51.418P	276,9	16:32'47.222
Massimo Ciglia							
17	2'02.748	33.949	21.747	17.951	3'16.395P		16:36'03.617
18	32.915	33.969	22.032	17.986	1'46.902	277,6	16:37'50.519
19	33.577	34.959	22.004	18.237	1'48.777	276,2	16:39'39.296
20	33.000	33.980	21.927	18.032	1'46.939	276,9	16:41'26.235
21	33.171	34.439	22.591	17.981	1'48.182	276,2	16:43'14.417
22	33.342	34.958	22.564	19.246	1'50.110	277,6	16:45'04.527
23	33.405	33.795	22.718	18.400	1'48.318	273,4	16:46'52.845

28 Amaury Bonduel (1'44.437)

Lap	Seg.1	Seg.2	Seg.3	Seg.4	Lap Time	km/h	Local Time
Amaury Bonduel							
1		34.762	21.561	17.965	1'51.887		16:05'17.020
2	32.741	33.629	21.347	17.838	1'45.555	278,4	16:07'02.575
3	32.470	33.181	21.476	18.285	1'45.412	277,6	16:08'47.987
4	32.265	32.966	21.530	17.676	1'44.437	277,6	16:10'32.424
5	32.543	34.135	21.520	18.171	1'46.369	279,1	16:12'18.793
6	32.894	32.849	21.364	17.827	1'44.934	276,2	16:14'03.727
7	32.676	32.928	21.418	17.613	1'44.635	278,4	16:15'48.362
8	32.359	34.065	24.021	20.232	1'50.677	279,1	16:17'39.039
9	42.326	45.520	26.444	23.604	2'17.894	137,2	16:19'56.933
10	56.468	39.789	24.717	21.010	2'21.984	157,9	16:22'18.917
11	32.845	33.399	21.454	24.560	1'52.258P	276,9	16:24'11.175
12	2'05.308	33.615	21.038	17.631	3'17.592P		16:27'28.767
13	32.264	33.500	21.593	17.843	1'45.200	279,1	16:29'13.967
14	32.494	33.277	21.665	17.891	1'45.327	279,1	16:30'59.294
15	34.377	33.664	21.761	18.786	1'48.588	278,4	16:32'47.882
16	34.058	34.500	21.892	25.729	1'56.179P	267,3	16:34'44.061
Race Time 31'18.928 + 5.000Pen							

29 Rexal FFF Racing Team (1'44.724)

Lap	Seg.1	Seg.2	Seg.3	Seg.4	Lap Time	km/h	Local Time
Daniel Pedrosa							
1		35.983	22.859	18.214	1'56.494		16:05'21.627
2	33.041	34.038	21.787	17.961	1'46.827	279,1	16:07'08.454
3	34.488	34.587	21.675	17.912	1'48.662	279,1	16:08'57.116
4	33.037	33.769	21.625	17.909	1'46.340	279,8	16:10'43.456
5	32.791	33.369	21.643	17.939	1'45.742	278,4	16:12'29.198
6	32.608	33.764	22.025	18.140	1'46.537	279,8	16:14'15.735
7	32.992	33.617	21.879	19.264	1'47.752	277,6	16:16'03.487
8	33.767	35.580	23.295	19.924	1'52.566	272,0	16:17'56.053
9	35.397	40.633	26.478	23.125	2'05.633	250,6	16:20'01.686
10	56.554	38.910	24.649	20.295	2'20.408	137,9	16:22'22.094
11	34.144	34.059	21.721	26.561	1'56.485P	274,8	16:24'18.579
Antonin Borga							
12	2'01.883	33.548	21.305	17.747	3'14.483P		16:27'33.062
13	32.733	33.398	21.286	17.836	1'45.253	278,4	16:29'18.315
14	32.929	33.277	21.424	17.678	1'45.308	278,4	16:31'03.623
15	32.748	33.504	21.652	17.664	1'45.568	279,8	16:32'49.191
16	33.962	34.441	21.785	17.556	1'47.744	280,5	16:34'36.935
17	32.544	33.242	21.273	17.665	1'44.724	279,8	16:36'21.659
18	33.303	33.642	22.082	17.839	1'46.866	278,4	16:38'08.525
19	32.879	33.440	21.187	17.703	1'45.209	279,1	16:39'53.734
20	32.444	33.244	21.470	17.702	1'44.860	279,1	16:41'38.594
21	32.581	33.331	21.338	17.508	1'44.758	277,6	16:43'23.352
22	32.581	33.350	21.497	17.640	1'45.068	279,1	16:45'08.420
23	32.467	33.532	21.447	17.743	1'45.189	280,5	16:46'53.609
24	34.102	34.358	21.890	17.809	1'48.159	281,3	16:48'41.768
25	33.566	33.998	22.423	17.987	1'47.974	279,1	16:50'29.742
26	32.497	33.614	21.386	17.763	1'45.260	279,1	16:52'15.002
27	32.877	33.804	21.577	17.805	1'46.063	279,1	16:54'01.065
28	33.139	33.287	21.696	17.812	1'45.934	279,1	16:55'46.999
Race Time 52'21.866							

51 Rexal FFF Racing Team (1'44.333)

Lap	Seg.1	Seg.2	Seg.3	Seg.4	Lap Time	km/h	Local Time
Dan Wells							
1		33.938	21.573	17.860	1'50.422		16:05'15.555

05/11/2022

P = Pits In/Out - C = Lap Time Cancelled

Powered by FICr Perugia Timing

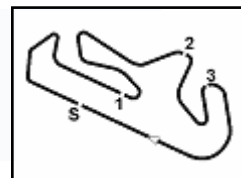
ROGER DUBUIS





GRAND FINALS

8.5



Lamborghini Super Trofeo - Grand Finals - Portimao

Grand Finals PRO + PRO-AM - Analysis Race 1

Portimao 4.653 m

Start at 16:03'25.133

3 / 7

2	32.903	33.406	21.194	17.735	1'45.238	277,6	16:07'00.793
3	32.620	33.309	21.297	17.526	1'44.752	277,6	16:08'45.545
4	32.452	33.171	21.097	17.613	1'44.333	278,4	16:10'29.878
5	32.532	33.039	21.275	17.546	1'44.392	278,4	16:12'14.270
6	32.309	33.260	21.356	17.633	1'44.558	277,6	16:13'58.828
7	32.572	33.395	21.450	17.555	1'44.972	281,3	16:15'43.800
8	32.830	33.987	24.189	19.329	1'50.335	277,6	16:17'34.135
9	43.057	45.334	27.098	23.193	2'18.682	152,1	16:19'52.817
10	56.182	40.536	25.849	21.256	2'23.823	186,5	16:22'16.640
11	32.929	33.577	21.698	17.566	1'45.770	278,4	16:24'02.410
12	32.793	33.569	22.143	17.659	1'46.164	277,6	16:25'48.574
13	33.279	33.476	21.501	17.623	1'45.879	276,9	16:27'34.453
14	32.782	33.358	21.650	17.654	1'45.444	278,4	16:29'19.897
15	32.971	33.259	21.504	17.685	1'45.419	276,9	16:31'05.316
16	32.968	34.423	21.726	24.725	1'53.842P	278,4	16:32'59.158
Oscar Lee							
17	2'03.594	36.492	23.458	18.839	3'22.383P		16:36'21.541
18	34.951	35.470	22.904	18.639	1'51.964	267,3	16:38'13.505
19	34.307	34.195	22.377	18.622	1'49.501	274,8	16:40'03.006
20	34.085	34.255	22.579	18.305	1'49.224	273,4	16:41'52.230
21	33.769	33.970	22.660	18.682	1'49.081	274,1	16:43'41.311
22	34.459	33.709	22.730	18.471	1'49.369	270,7	16:45'30.680
23	33.893	34.067	22.291	18.583	1'48.834	272,7	16:47'19.514
24	33.771	34.216	23.817	18.547	1'50.351	272,7	16:49'09.865
Dan Wells							
25	34.113	34.978	23.183	18.824	1'51.098	274,1	16:51'00.963
26	34.052	35.238	22.582	19.163	1'51.035	272,7	16:52'51.998
27	34.119	34.688	22.589	18.919	1'50.315	270,7	16:54'42.313
28	34.152	34.838	22.815	19.168	1'50.973	270,0	16:56'33.286
Race Time 53'08.153 + 5.000Pen							

54 Target Racing (1'43.404)

Lap	Seg.1	Seg.2	Seg.3	Seg.4	Lap Time	km/h	Local Time
-----	-------	-------	-------	-------	----------	------	------------

Marzio Moretti							
1		33.169	21.229	17.848	1'46.942		16:05'12.075
2	32.507	32.792	21.016	17.718	1'44.033	277,6	16:06'56.108
3	32.435	32.654	20.952	17.601	1'43.642	277,6	16:08'39.750
4	32.350	32.656	20.998	17.489	1'43.493	278,4	16:10'23.243
5	32.320	32.771	21.097	17.467	1'43.655	277,6	16:12'06.898
6	32.243	32.729	21.014	17.556	1'43.542	278,4	16:13'50.440
7	32.252	32.657	20.967	17.528	1'43.404	278,4	16:15'33.844
8	32.271	32.746	21.948	19.691	1'46.656	279,1	16:17'20.500
9	46.879	48.470	26.083	22.645	2'24.077	259,6	16:19'44.577
10	56.719	41.936	28.307	21.207	2'28.169	151,5	16:22'12.746
11	32.778	33.223	21.017	17.752	1'44.770	276,2	16:23'57.516
12	32.334	32.728	21.143	17.723	1'43.928	277,6	16:25'41.444
13	32.431	32.880	21.243	17.585	1'44.139	278,4	16:27'25.583
14	32.835	32.888	21.142	17.790	1'44.655	279,1	16:29'10.238
15	32.440	32.808	21.353	24.096	1'50.697P	276,9	16:31'00.935
Milan Teekens							
16	1'59.895	32.984	21.483	17.816	3'12.178P		16:34'13.113
17	32.679	32.934	20.940	17.679	1'44.232	276,9	16:35'57.345
18	32.257	33.000	21.031	17.711	1'43.999	278,4	16:37'41.344
19	32.723	32.988	21.141	17.580	1'44.432	276,9	16:39'25.776
20	32.200	32.991	20.995	17.689	1'43.875	278,4	16:41'09.651
21	32.335	33.358	21.083	17.765	1'44.541	277,6	16:42'54.192
22	32.476	32.827	21.128	17.683	1'44.114	278,4	16:44'38.306
23	32.214	32.879	21.144	17.870	1'44.107	276,9	16:46'22.413
24	32.274	33.089	21.116	17.756	1'44.235	276,9	16:48'06.648
25	32.176	32.955	21.100	17.683	1'43.914	277,6	16:49'50.562
26	32.359	33.138	21.300	17.676	1'44.473	278,4	16:51'35.035
27	32.236	33.050	21.090	17.727	1'44.103	279,1	16:53'19.138
28	32.531	32.981	21.194	17.726	1'44.432	279,1	16:55'03.570
Race Time 51'38.437 + 5.000Pen							

61 Bonaldi Motorsport (1'42.387)

Lap	Seg.1	Seg.2	Seg.3	Seg.4	Lap Time	km/h	Local Time
Loris Spinelli							
1							
2	31.976	32.329	20.642	17.503	1'42.450	278,4	16:06'52.894
3	32.041	32.514	20.767	17.623	1'42.945	272,0	16:08'35.839
4	32.048	32.933	20.904	17.514	1'43.399	278,4	16:10'19.238
5	32.044	32.787	20.802	17.621	1'43.254	279,1	16:12'02.492
6	31.899	32.520	20.848	17.562	1'42.829	273,4	16:13'45.321
7	32.088	33.092	21.188	17.302	1'43.670	282,7	16:15'28.991
8	32.160	32.444	23.271	18.103	1'45.978	273,4	16:17'14.969
9	49.490	47.368	26.673	23.002	2'26.533	220,0	16:19'41.502
10	55.865	43.367	29.142	21.417	2'29.791	152,5	16:22'11.293
11	32.240	32.435	20.606	17.264	1'42.545	272,7	16:23'53.838
12	31.866	32.502	20.674	17.345	1'42.387	272,7	16:25'36.225
13	31.934	32.519	20.688	17.389	1'42.530	279,8	16:27'18.755
14	32.200	32.771	20.737	17.529	1'43.237	280,5	16:29'01.992
15	32.003	32.623	20.788	17.526	1'42.940	273,4	16:30'44.932
16	32.313	33.304	21.236	23.482	1'50.335P	278,4	16:32'35.267
Max Weering							
17	2'00.875	33.091	21.477	17.719	3'13.162P		16:35'48.429
18	32.678	32.980	21.529	17.875	1'45.062	275,5	16:37'33.491
19	32.673	32.794	21.410	17.685	1'44.562	272,0	16:39'18.053
20	32.621	32.907	21.417	17.690	1'44.635	281,3	16:41'02.688
21	32.758	33.053	21.221	17.702	1'44.734	277,6	16:42'47.422
22	32.615	32.984	21.390	17.672	1'44.661	274,8	16:44'32.083
23	32.619	32.986	21.368	17.679	1'44.652	280,5	16:46'16.735
24	32.535	32.895	21.329	17.732	1'44.491	278,4	16:48'01.226
25	32.663	32.920	21.438	17.795	1'44.816	272,0	16:49'46.042
26	32.603	33.002	21.482	17.647	1'44.734	279,1	16:51'30.776
27	32.868	33.221	21.468	17.754	1'45.311	272,0	16:53'16.087
28	32.849	33.039	21.382	17.739	1'45.009	272,0	16:55'01.096
Race Time 51'35.963							

66 Micanek Motorsport ACCR (1'43.174)

Lap	Seg.1	Seg.2	Seg.3	Seg.4	Lap Time	km/h	Local Time
Karol Basz							
1							
2	32.348	32.604	20.996	17.555	1'43.503	278,4	16:06'54.329
3	32.358	32.537	21.047	17.594	1'43.536	281,3	16:08'37.865
4	32.082	32.411	20.910	17.771	1'43.174	279,8	16:10'21.039
5	32.319	32.857	20.897	17.769	1'43.842	280,5	16:12'04.881
6	32.231	32.666	21.037	17.467	1'43.401	281,3	16:13'48.282
7	32.141	32.893	21.184	17.485	1'43.703	279,8	16:15'31.985
8	32.202	32.684	23.073	19.644	1'47.603	282,0	16:17'19.588
9	46.969	48.227	26.256	22.757	2'24.209	246,0	16:19'43.797
10	56.766	42.050	28.215	21.526	2'28.557	137,8	16:22'12.354
11	32.719	33.162	20.964	17.516	1'44.361	277,6	16:23'56.715
12	32.389	32.868	21.227	17.568	1'44.052	281,3	16:25'40.767
13	32.439	32.714	21.031	17.547	1'43.731	282,0	16:27'24.498
14	32.564	32.823	21.114	17.724	1'44.225	283,5	16:29'08.723
15	32.236	32.908	21.310	17.497	1'43.951	282,0	16:30'52.674
16	33.210	33.054	21.420	24.847	1'52.531P	280,5	16:32'45.205
Bronek Formanek							
17	2'01.855	34.438	22.514	18.456	3'17.263P		16:36'02.468
18	33.219	34.025	22.192	17.947	1'47.383	277,6	16:37'49.851
19	33.109	33.858	23.050	18.290	1'48.307	279,1	16:39'38.158
20	33.146	33.692	21.889	18.126	1'46.853	279,1	16:41'25.011
21	33.105	34.738	22.428	18.149	1'48.420	279,8	16:43'13.431
22	33.654	33.590	22.040	18.110	1'47.394	279,1	16:45'00.825
23	33.047	33.476	22.016	18.135	1'46.674	278,4	16:46'47.499
24	33.242	34.472	22.864	18.391	1'48.969	276,9	16:48'36.468
25	33.224	45.352	22.794	19.176	2'00.546	278,4	16:50'37.014
26	33.423	34.396	22.915	18.335	1'49.069	279,8	16:52'26.083
27	33.500	34.555	22.944	18.003	1'49.002	276,9	16:54'15.085

05/11/2022

P = Pits In/Out - C = Lap Time Cancelled

Powered by FICr Perugia Timing

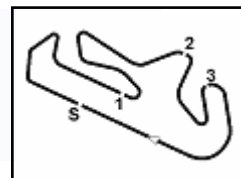
ROGER DUBUIS





GRAND FINALS

8.5



Lamborghini Super Trofeo - Grand Finals - Portimao

Grand Finals PRO + PRO-AM - Analysis Race 1

Portimao 4.653 m

Start at 16:03'25.133

4 / 7

28	33.083	33.609	22.065	18.796	1'47.553	278,4	16:56'02.638	24	33.358	34.042	22.641	17.796	1'47.837	278,4	16:49'08.475
								25	33.183	34.390	21.954	17.611	1'47.138	276,9	16:50'55.613
								26	32.896	33.709			1'45.938	278,4	16:52'41.551

Race Time 52'37.505 + 5.660Pen

70 Leipert Motorsport (1'44.107)

Lap	Seg.1	Seg.2	Seg.3	Seg.4	Lap Time	km/h	Local Time
Gerhard Watzinger							
1		35.543	22.687	18.496	1'57.654		16:05'22.787
2	33.785	34.750	22.784	18.233	1'49.552	275,5	16:07'12.339
3	33.837	34.768	22.221	18.118	1'48.944	273,4	16:09'01.283
4	33.177	34.127	21.963	18.101	1'47.368	277,6	16:10'48.651
5	33.389	34.695	22.875	18.235	1'49.194	274,8	16:12'37.845
6	33.430	34.494	22.192	18.156	1'48.272	274,8	16:14'26.117
7	33.661	34.285	22.463	18.339	1'48.748	276,2	16:16'14.865
8	34.081	35.384	22.575	18.704	1'50.744	275,5	16:18'05.609
9	34.519	35.662	25.073	22.837	1'58.091	271,4	16:20'03.700
10	55.702	39.136	24.803	20.088	2'19.729	168,5	16:22'23.429
11	34.124	35.198	22.249	26.419	1'57.990P	273,4	16:24'21.419
12					0.173CP		16:24'21.592

Race Time 52'49.484 + 5.000Pen

Brendon Leitch

13	2'00.800	33.495	21.289	18.047	3'13.631		16:27'35.223
14	32.702	32.883	21.637	17.828	1'45.050	276,9	16:29'20.273
15	33.004	33.175	21.470	17.871	1'45.520	279,1	16:31'05.793
16	32.873	33.323	21.344	17.657	1'45.197	277,6	16:32'50.990
17	32.828	34.351	21.928	17.960	1'47.067	276,9	16:34'38.057
18	32.238	32.957	21.235	17.870	1'44.300	279,1	16:36'22.357
19	33.213	33.379	21.222	17.890	1'45.704	281,3	16:38'08.061
20	34.358	34.860	21.783	17.789	1'48.790	278,4	16:39'56.851
21	32.426	33.009	21.172	17.736	1'44.343	276,9	16:41'41.194
22	32.444	32.867	21.424	17.708	1'44.443	277,6	16:43'25.637
23	32.296	32.865	21.095	17.851	1'44.107	279,8	16:45'09.744
24	32.462	33.175	21.270	17.865	1'44.772	279,1	16:46'54.516
25	33.193	33.854	21.819	18.105	1'46.971	282,7	16:48'41.487
26	33.398	33.674	21.366	18.005	1'46.443	279,8	16:50'27.930
27	32.506	33.127	21.345	17.949	1'44.927	278,4	16:52'12.857
28	32.972	34.725	21.430	17.971	1'47.098	279,8	16:53'59.955
29	32.678	33.074	21.111	17.894	1'44.757	277,6	16:55'44.712

Race Time 52'19.579 + 5.000Pen

78 VSR (1'44.381)

Lap	Seg.1	Seg.2	Seg.3	Seg.4	Lap Time	km/h	Local Time
Emanuele Zonzini							
1		33.948	21.446	17.792	1'51.142		16:05'16.275
2	32.880	33.494	21.304	17.614	1'45.292	277,6	16:07'01.567
3	32.413	33.190	21.318	17.686	1'44.607	279,1	16:08'46.174
4	32.454	33.127	21.207	17.593	1'44.381	279,8	16:10'30.555
5	32.432	33.223	21.167	17.629	1'44.451	279,1	16:12'15.006
6	32.409	32.989	21.445	17.675	1'44.518	279,8	16:13'59.524
7	32.401	33.342	21.699	17.655	1'45.097	279,8	16:15'44.621
8	32.468	34.255	24.256	19.314	1'50.293	279,8	16:17'34.914
9	43.022	45.226	27.183	22.947	2'18.378	141,9	16:19'53.292
10	56.758	40.025	25.627	21.304	2'23.714	180,0	16:22'17.006
11	32.901	33.608	21.532	17.824	1'45.865	277,6	16:24'02.871
12	32.633	33.558	21.532	17.761	1'45.893	279,8	16:26'11.764
13	32.603	33.050	21.592	17.781	1'45.026	275,5	16:27'56.790
14	32.364	33.182	21.684	17.667	1'44.897	277,6	16:29'41.687
15	32.375	33.023	21.682	24.101	1'51.181P	276,9	16:31'32.868
Emanuel Colombini							
16	2'02.179	34.054	22.001	17.838	3'16.072P		16:34'48.940
17	32.925	33.978	22.070	17.938	1'46.911	276,9	16:36'35.851
18	33.305	34.419	21.833	17.820	1'47.377	277,6	16:38'23.228
19	33.467	33.895	22.528	17.832	1'47.722	277,6	16:40'10.950
20	33.364	34.884			1'48.911	278,4	16:41'59.861
21	33.570	34.459	21.910	17.655	1'47.594	277,6	16:43'47.455
22	33.011	34.057	22.242	17.672	1'46.982	277,6	16:45'34.437
23	32.821	33.757	21.965	17.658	1'46.201	277,6	16:47'20.638

05/11/2022

P = Pits In/Out - C = Lap Time Cancelled

83 Iron Dames (1'44.572)

Lap	Seg.1	Seg.2	Seg.3	Seg.4	Lap Time	km/h	Local Time
Doriane Pin							
1		35.088	22.468	18.215	1'55.082		16:05'20.215
2	32.804	33.885	21.356	18.038	1'46.083	279,1	16:07'06.298
3	36.075	33.887	21.353	17.682	1'48.997	281,3	16:08'55.295
4	32.559	32.941	21.441	17.631	1'44.572	279,8	16:10'39.867
5	32.692	33.098	21.270	17.721	1'44.781	277,6	16:12'24.648
6	32.679	33.086	21.266	25.646	1'52.677P	277,6	16:14'17.325

Race Time 10'52.192

87 Leipert Motorsport (1'45.943)

Lap	Seg.1	Seg.2	Seg.3	Seg.4	Lap Time	km/h	Local Time
Jean-Francois Brunot							
1		35.704	22.672	18.486	1'56.893		16:05'22.026
2	33.411	33.665	21.885	18.037	1'46.998	274,8	16:07'09.024
3	34.550	34.298	21.697	17.989	1'48.534	274,1	16:08'57.558
4	33.419	33.439	21.644	18.031	1'46.533	274,8	16:10'44.091
5	33.151	33.447	21.415	17.930	1'45.943	274,8	16:12'30.034
6	33.312	33.409	21.592	18.155	1'46.468	277,6	16:14'16.502

Race Time 10'51.369

91 Bonaldi Motorsport (1'44.846)

Lap	Seg.1	Seg.2	Seg.3	Seg.4	Lap Time	km/h	Local Time
Pietro Perolini							
1		34.600	21.726	17.774	1'52.732		16:05'17.865
2	33.785	33.937	21.284	17.782	1'46.788	276,2	16:07'04.653
3	32.682	33.324	21.305	17.766	1'45.077	276,2	16:08'49.730
4	32.562	33.239	21.238	17.807	1'44.846	274,8	16:10'34.576
5	32.442	33.305	21.357	17.986	1'45.090	275,5	16:12'19.666
6	32.702	33.112	21.332	17.728	1'44.874	274,8	16:14'04.540
7	32.403	33.235	21.511	17.794	1'44.943	276,2	16:15'49.483
8	32.618	33.560	24.297	19.948	1'50.423	275,5	16:17'39.906
9	42.561	45.389	26.666	23.183	2'17.799	143,4	16:19'57.705
10	56.301	39.818	24.428	20.976	2'21.523	143,0	16:22'19.228
11	33.025	33.278	21.631	17.743	1'45.677	276,2	16:24'04.905
12	32.385	33.067	22.883	17.898	1'46.233	273,4	16:25'51.138
13	34.438	33.392	21.628	17.990	1'47.448	276,2	16:27'38.586
14	32.755	33.495	22.637	17.936	1'46.823	275,5	16:29'25.409
15	32.688	33.531	21.754	25.361	1'53.334P	278,4	16:31'18.743
Paolo Biglieri							
16	2'02.857	35.844	23.484	18.643	3'20.828P		16:34'39.571
17	34.351	34.387	22.026	18.239	1'49.003	270,7	16:36'28.574
18	34.252			19.877	2'09.372	274,1	16:38'37.946
19	34.466	34.755	22.775	34.989	2'06.985P	267,3	16:40'44.931

Race Time 37'19.798 + 5.000Pen

101 Wayne Taylor Racing (1'42.610)

Lap	Seg.1	Seg.2	Seg.3	Seg.4	Lap Time	km/h	Local Time
Danny Formal							
1		35.085	22.520	36.337	2'13.548P		16:05'38.681
2	1'33.504	32.993	20.895	17.396	2'44.788P		16:08'23.469
3	32.013	32.717	20.659	17.459	1'42.848	278,4	16:10'06.317
4	31.930	32.668	20.642	17.407	1'42.647	279,1	16:11'48.964
5	31.874	32.486	20.849	17.401	1'42.610	279,1	16:13'31.574
6	31.983	32.713	20.762	17.600	1'43.058	279,1	16:15'14.632
7	32.110	32.614	21.096	17.532	1'43.352	278,4	16:16'57.984
8	34.707	35.539	21.626	18.156	1'50.028	279,1	16:18'48.012
9	32.785	33.033	21.637	17.900	1'45.355	276,9	16:20'33.367
10	32.824	36.877	22.012	18.928	1'50.641	277,6	16:22'24.008

Powered by FICr Perugia Timing

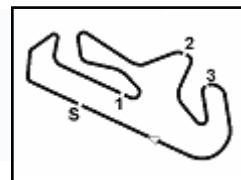
ROGER DUBUIS





GRAND FINALS

8.5



Lamborghini Super Trofeo - Grand Finals - Portimao

Grand Finals PRO + PRO-AM - Analysis Race 1

Portimao 4.653 m

Start at 16:03'25.133

5 / 7

11	33.699	33.238	21.345	17.573	1'45.855	276,9	16:24'09.863	8	32.534	33.357	24.257	19.928	1'50.076	276,9	16:17'37.993
12	32.117	32.810	21.631	17.658	1'44.216	279,1	16:25'54.079	9	42.664	45.611	26.510	23.734	2'18.519	156,5	16:19'56.512
13	32.782	33.061	21.677	18.017	1'45.537	279,8	16:27'39.616	10	56.309	39.569	24.899	21.127	2'21.904	178,5	16:22'18.416
14	32.375	33.155	21.346	17.537	1'44.413	278,4	16:29'24.029	11	32.932	33.340	21.294	17.936	1'45.502	274,8	16:24'03.918
15	32.236	32.782	21.273	25.816	1'52.107P	279,8	16:31'16.136	12	32.820	33.354	22.834	24.496	1'53.504P	275,5	16:25'57.422
Kyle Marcelli															
16	2'01.089	33.156	21.271	17.607	3'13.123P		16:34'29.259	13	2'03.476	33.359	21.592	17.736	3'16.163P		16:29'13.585
17	33.591	33.058	21.415	17.353	1'45.417	280,5	16:36'14.676	15	32.509	33.717	21.364	17.723	1'45.313	278,4	16:32'43.823
18	32.244	33.161	21.392	18.250	1'45.047	281,3	16:37'59.723	16	33.506	33.643	21.324	17.828	1'46.301	276,9	16:34'30.124
19	32.815	33.185	21.071	17.387	1'44.458	278,4	16:39'44.181	17	33.173	33.581	21.371	17.558	1'45.683	276,9	16:36'15.807
20	32.240	33.100	21.228	17.450	1'44.018	280,5	16:41'28.199	18	32.450	33.194	21.386	17.805	1'44.835	278,4	16:38'00.642
21	32.745	33.309	21.641	17.663	1'45.358	280,5	16:43'13.557	19	33.689	34.167	21.536	17.665	1'47.057	277,6	16:39'47.699
22	32.717	32.798	21.217	17.432	1'44.164	278,4	16:44'57.721	20	32.459	34.308	21.486	17.775	1'46.028	277,6	16:41'33.727
23	32.190	32.885	21.329	17.373	1'43.777	279,8	16:46'41.498	21	32.603	33.342	22.051	17.815	1'45.811	276,9	16:43'19.538
24	32.270	32.920	21.124	17.256	1'43.570	279,8	16:48'25.068	22	32.704	33.644	21.902	17.837	1'46.087	276,9	16:45'05.625
25	32.228	33.109	21.238	17.387	1'43.962	280,5	16:50'09.030	23	32.858	33.637	21.712	17.892	1'46.099	276,9	16:46'51.724
26	32.331	33.080	21.157	17.361	1'43.929	279,8	16:51'52.959	24	32.824	33.266	21.445	17.873	1'45.408	276,9	16:48'37.132
27	32.238	32.976	21.009	17.467	1'43.690	280,5	16:53'36.649	25	33.110	4'14.074	34.094	37.274	5'58.552P	278,4	16:54'35.684
28	32.305	32.978	21.377	17.440	1'44.100	280,5	16:55'20.749								

Race Time 51'55.616

125 Wayne Taylor Racing (1'43.885)

Lap	Seg.1	Seg.2	Seg.3	Seg.4	Lap Time	km/h	Local Time
Thomas Long							
1							
2							
3							
4							
5							
6							
7							
8							
9							
10							
11							
12							

Lap	Seg.1	Seg.2	Seg.3	Seg.4	Lap Time	km/h	Local Time
Damon Ockey							
1							
2							
3							
4							
5							
6							
7							
8							
9							
10							
11							
Patrick Liddy							
12							
13							
14							
15							
16							
17							
18							
19							
20							
21							
22							
23							
24							
25							
26							
27							
28							

Race Time 52'26.931 + 5.000Pen

127 Dream Racing Motorsport (1'43.521)

Lap	Seg.1	Seg.2	Seg.3	Seg.4	Lap Time	km/h	Local Time
Edoardo Liberati							
1							
2							
3							
4							
5							
6							
7							
8							

05/11/2022

P = Pits In/Out - C = Lap Time Cancelled

Powered by FICr Perugia Timing

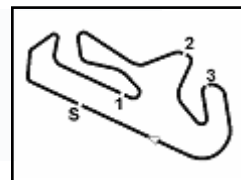
ROGER DUBUIS





GRAND FINALS

8.5



Lamborghini Super Trofeo - Grand Finals - Portimao

Grand Finals PRO + PRO-AM - Analysis Race 1

Portimao 4.653 m

Start at 16:03'25.133

6 / 7

9	44.262	48.608	26.068	22.469	2'21.407	268,7	16:19'45.465	7	32.379	33.133	21.274	17.598	1'44.384	279,1	16:15'42.208
10	57.007	41.995	27.431	21.259	2'27.692	150,4	16:22'13.157	8	32.324	33.322	22.954	21.776	1'50.376	279,1	16:17'32.584
11	32.984	33.263	21.135	23.845	1'51.227P	277,6	16:24'04.384	9	43.344	45.646	26.366	24.221	2'19.577	151,3	16:19'52.161
Dario Capitanio															
12	2'00.131	32.962	21.273	17.461	3'11.827P		16:27'16.211	10	55.577	41.193	26.054	21.290	2'24.114	191,5	16:22'16.275
13	32.337	32.735	21.339	17.440	1'43.851	275,5	16:29'00.062	12	32.454	33.201	21.450	17.725	1'44.830	279,8	16:25'46.233
14	32.385	32.871	21.188	17.536	1'43.980	274,8	16:30'44.042	13	33.207	33.039	21.300	17.718	1'45.264	279,8	16:27'31.497
15	33.034	33.247	21.259	17.592	1'45.132	274,8	16:32'29.174	14	32.353	33.306	21.632	17.653	1'44.944	279,8	16:29'16.441
16	32.760	33.138	21.358	17.596	1'44.852	276,2	16:34'14.026	15	32.689	33.437	21.300	24.441	1'51.867P	279,1	16:31'08.308
17	33.039	33.138	21.366	17.656	1'45.199	277,6	16:35'59.225	Bryson Lew							
18	32.665	32.969	21.345	17.612	1'44.591	276,2	16:37'43.816	16	2'03.515	33.915	22.635	17.735	3'17.800P		16:34'26.108
19	32.398	32.898	21.494	17.451	1'44.241	276,9	16:39'28.057	17	33.157	33.534	21.798	17.717	1'46.206	279,1	16:36'12.314
20	32.350	32.904	21.379	17.844	1'44.477	277,6	16:41'12.534	18	33.222	33.329	21.854	18.610	1'47.015	277,6	16:37'59.329
21	32.454	32.875	21.400	17.559	1'44.288	274,8	16:42'56.822	19	35.045	35.245	21.896	17.779	1'49.965	275,5	16:39'49.294
22	32.330	32.957	21.106	17.564	1'43.957	276,9	16:44'40.779	20	32.963	33.456	21.620	17.834	1'45.873	279,1	16:41'35.167
23	32.576	33.051	21.444	17.685	1'44.756	276,9	16:46'25.535	21	32.638	33.504	21.650	17.643	1'45.435	277,6	16:43'20.602
24	32.520	32.977	21.578	17.749	1'44.824	276,9	16:48'10.359	22	32.965	33.366	21.888	17.656	1'45.875	279,1	16:45'06.477
25	32.714	33.179	21.578	17.701	1'45.172	276,2	16:49'55.531	23	33.256	33.679	21.815	17.948	1'46.698	277,6	16:46'53.175
26	32.589	32.844	21.587	17.533	1'44.553	277,6	16:51'40.084	24	34.303	33.786	22.007	18.039	1'48.135	279,8	16:48'41.310
27	32.490	33.126	21.599	17.771	1'44.986	276,2	16:53'25.070	25	33.968	34.434	22.579	18.020	1'49.001	276,9	16:50'30.311
28	34.409	33.072	21.684	18.790	1'47.955	212,6	16:55'13.025	26	34.481	34.628	22.164	17.726	1'48.999	275,5	16:52'19.310
Race Time 51'47.892 + 5.000Pen															
130 ANSA Motorsports (1'42.984)															
Lap	Seg.1	Seg.2	Seg.3	Seg.4	Lap Time	km/h	Local Time	147 PPM (1'44.943)							
Nelson jr Piquet								Lap	Seg.1	Seg.2	Seg.3	Seg.4	Lap Time	km/h	Local Time
1		32.804	20.914	17.458	1'44.220		16:05'09.353	Sebastian Carazo							
2	32.265	32.484	20.737	17.540	1'43.026	277,6	16:06'52.379	1		35.265	23.082	17.911	1'55.309		16:05'20.442
3	32.153	32.604	20.751	17.639	1'43.147	278,4	16:08'35.526	2	33.308	33.833	21.364	17.886	1'46.391	276,9	16:07'06.833
4	32.257	32.810	20.852	17.407	1'43.326	279,1	16:10'18.852	3	36.068	34.171	21.417	17.928	1'49.584	278,4	16:08'56.417
5	32.051	32.849	20.897	17.348	1'43.145	279,8	16:12'01.997	4	33.233	33.298	21.249	17.660	1'45.440	279,1	16:10'41.857
6	32.004	32.677	20.849	17.454	1'42.984	279,8	16:13'44.981	5	32.469	33.202	21.422	17.869	1'44.962	279,8	16:12'26.819
7	32.114	33.187	21.764	17.757	1'44.822	280,5	16:15'29.803	6	32.476	33.262	21.396	17.918	1'45.052	279,1	16:14'11.871
8	32.401	33.091	23.201	18.854	1'47.547	280,5	16:17'17.350	7	32.573	33.299	21.416	17.655	1'44.943	278,4	16:15'56.814
9	48.214	48.411	25.937	23.204	2'25.766	250,0	16:19'43.116	8	32.980	33.730	22.263	19.440	1'48.413	279,1	16:17'45.227
10	56.410	42.429	28.506	21.514	2'28.859	164,6	16:22'11.975	9	40.047	44.877	26.156	23.731	2'14.811	181,5	16:20'00.038
11	32.444	33.153	20.714	17.373	1'43.684	275,5	16:23'55.659	10	56.210	39.250	24.499	20.446	2'20.405	143,2	16:22'20.443
12	32.270	32.752	20.977	17.385	1'43.384	279,8	16:25'39.043	11	33.232	33.738	21.492	24.518	1'52.980P	276,2	16:24'13.423
13	31.996	32.849	20.892	17.525	1'43.262	281,3	16:27'22.305	Bryan Ortiz							
14	32.211	32.866	21.065	24.183	1'50.325P	280,5	16:29'12.630	12	2'03.314	34.323	21.378	17.797	3'16.812P		16:27'30.235
15	2'04.147	32.890	21.062	17.493	3'15.592P		16:32'28.222	13	32.761	33.283	21.344	17.721	1'45.109	277,6	16:29'15.344
16	33.000	33.092	21.338	17.693	1'45.123	279,1	16:34'13.345	14	32.629	33.318	21.795	17.782	1'45.524	279,1	16:31'00.868
17	32.954	33.078	21.049	17.602	1'44.683	278,4	16:35'58.028	15	32.518	33.075	21.707	17.822	1'45.122	279,1	16:32'45.990
18	32.317	33.042	21.076	17.613	1'44.048	281,3	16:37'42.076	16	32.557	33.365	21.397	17.666	1'44.985	279,8	16:34'30.975
19	32.260	33.134	21.125	17.686	1'44.205	280,5	16:39'26.281	17	32.895	33.817	21.609	17.748	1'46.069	280,5	16:36'17.044
20	32.390	32.975	21.034	17.526	1'43.925	279,8	16:41'10.206	18	32.655	33.308	21.324	17.778	1'45.065	279,1	16:38'02.109
21	32.446	33.101	21.327	17.566	1'44.440	280,5	16:42'54.646	19	32.875	34.064	21.712	17.817	1'46.468	278,4	16:39'48.577
22	32.505	33.101	21.185	17.643	1'44.434	279,1	16:44'39.080	20	32.907	33.296	21.569	17.922	1'45.694	278,4	16:41'34.271
23	32.253	32.912	21.051	17.552	1'43.768	280,5	16:46'22.848	21	32.645	33.458	21.699	17.864	1'45.666	278,4	16:43'19.937
24	32.317	33.175	21.206	17.619	1'44.317	279,8	16:48'07.165	22	32.973	33.244	21.997	17.784	1'45.998	279,1	16:45'05.935
25	32.315	33.115	21.222	17.474	1'44.126	280,5	16:49'51.291	23	33.226	33.620	21.876	18.063	1'46.785	277,6	16:46'52.720
26	32.437	33.095	21.204	17.596	1'44.332	281,3	16:51'35.623	24	32.845	33.263	21.799	17.825	1'45.732	276,2	16:48'38.452
27	32.281	33.116	20.983	17.685	1'44.065	279,8	16:53'19.688	25	32.874	33.810	21.698	17.825	1'46.207	279,1	16:50'24.659
28	32.457	32.934	21.249	17.591	1'44.231	280,5	16:55'03.919	26	33.493	33.424	21.362	18.002	1'46.281	277,6	16:52'10.940
Race Time 51'38.786															
146 PPM (1'44.171)															
Lap	Seg.1	Seg.2	Seg.3	Seg.4	Lap Time	km/h	Local Time	150 US RaceTronics (1'43.364)							
John DuBets								Lap	Seg.1	Seg.2	Seg.3	Seg.4	Lap Time	km/h	Local Time
1		33.896	21.541	17.817	1'50.045		16:05'15.178	Patrick Kujala							
2	32.898	33.347	21.298	17.631	1'45.174	277,6	16:07'00.352	1		34.702	21.739	17.812	1'53.380		16:05'18.513
3	32.486	33.327	21.063	17.648	1'44.524	279,1	16:08'44.876	2	33.215	33.250	20.629	17.639	1'44.733	279,1	16:07'03.246
4	32.309	33.173	21.146	17.543	1'44.171	278,4	16:10'29.047	3	32.378	33.051	21.174	17.804	1'44.407	277,6	16:08'47.653
5	32.364	33.167	21.162	17.620	1'44.313	278,4	16:12'13.360								
6	32.349	33.337	21.198	17.580	1'44.464	279,1	16:13'57.824								

05/11/2022

P = Pits In/Out - C = Lap Time Cancelled

Powered by FICr Perugia Timing

ROGER DUBUIS

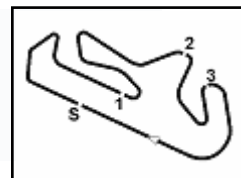




SQUADRA CORSE

GRAND FINALS

8.5



Lamborghini Super Trofeo - Grand Finals - Portimao

Grand Finals PRO + PRO-AM - Analysis Race 1

Portimao 4.653 m

Start at 16:03'25.133

7 / 7

Lap	Seg.1	Seg.2	Seg.3	Seg.4	Lap Time	km/h	Local Time
4	32.309	32.979	21.347	17.630	1'44.265	276,9	16:10'31.918
5	32.707	32.886	20.863	17.755	1'44.211	277,6	16:12'16.129
6	32.417	33.024	21.137	17.867	1'44.445	276,9	16:14'00.574
7	32.511	33.115	21.317	17.730	1'44.673	277,6	16:15'45.247
8	32.720	34.278	25.317	19.442	1'51.757	278,4	16:17'37.004
9	42.590	45.924	26.311	23.850	2'18.675	164,9	16:19'55.679
10	56.708	39.355	25.001	21.108	2'22.172	189,1	16:22'17.851
11	33.082	33.413	21.342	24.770	1'52.607P	278,4	16:24'10.458
12	2'05.496	33.047	20.834	17.569	3'16.946P		16:27'27.404
13	33.038	33.251	21.016	17.658	1'44.963	277,6	16:29'12.367
14	32.433	33.086	20.828	17.752	1'44.099	277,6	16:30'56.466
15	32.380	33.267	20.997	17.689	1'44.333	276,9	16:32'40.799
16	32.117	33.094	20.999	17.632	1'43.842	276,9	16:34'24.641
17	32.181	32.839	20.728	17.616	1'43.364	277,6	16:36'08.005
18	32.425	32.919	20.853	17.642	1'43.839	278,4	16:37'51.844
19	32.686	33.584	21.508	17.862	1'45.640	279,1	16:39'37.484
20	32.399	32.948	21.262	17.692	1'44.301	276,9	16:41'21.785
21	32.538	44.230	22.400	17.724	1'56.892	276,9	16:43'18.677
22	32.588	33.162	21.398	18.152	1'45.300	279,1	16:45'03.977
23	32.440	33.333	21.435	17.909	1'45.117	277,6	16:46'49.094
24	33.179	33.461	22.035	17.854	1'46.529	276,9	16:48'35.623
25	32.756	33.184	21.622	17.685	1'45.247	276,9	16:50'20.870
26	32.563	33.318	21.425	17.814	1'45.120	278,4	16:52'05.990
27	32.496	33.059	20.913	17.819	1'44.287	278,4	16:53'50.277
28	32.306	33.015	21.108	17.780	1'44.209	277,6	16:55'34.486
Race Time 52'09.353 + 5.000Pen							
153 Wayne Taylor Racing (1'44.453)							
Lap	Seg.1	Seg.2	Seg.3	Seg.4	Lap Time	km/h	Local Time
1							
Aidan Yoder							
2	33.367	34.383	21.418	17.660	1'46.828	279,1	16:07'05.152
3	32.696	33.342	21.315	17.671	1'45.024	278,4	16:08'50.176
4	32.818	33.312	21.234	17.673	1'45.037	277,6	16:10'35.213
5	32.760	33.305	21.362	17.781	1'45.208	276,2	16:12'20.421
6	32.706	33.459	21.323	17.560	1'45.048	278,4	16:14'05.469
7	32.557	33.327	21.402	17.585	1'44.871	280,5	16:15'50.340
8	32.602	33.648	23.771	19.960	1'49.981	279,8	16:17'40.321
9	42.627	45.469	26.620	23.269	2'17.985	127,5	16:19'58.306
10	56.392	39.634	24.589	20.788	2'21.403	159,3	16:22'19.709
11	33.021	33.338	21.463	17.702	1'45.524	275,5	16:24'05.233
12	32.526	33.289	22.658	17.821	1'46.294	279,1	16:25'51.527
Jordan Missig							
13	32.972	33.834	21.387	24.097	1'52.290P	276,9	16:27'43.817
14	2'00.844	33.963	21.449	17.692	3'13.948P		16:30'57.765
15	32.626	33.561	21.286	17.593	1'45.066	278,4	16:32'42.831
16	32.616	33.296	21.255	17.600	1'44.767	279,1	16:34'27.598
17	33.158	33.306	21.172	17.569	1'45.205	279,8	16:36'12.803
18	33.019	33.724	21.503	19.143	1'47.389	279,1	16:38'00.192
19	33.216	33.367	21.229	17.673	1'45.485	273,4	16:39'45.677
20	32.550	33.139	21.164	17.816	1'44.669	279,1	16:41'30.346
21	32.991	33.600	21.272	17.598	1'45.461	277,6	16:43'15.807
22	32.857	34.149	21.589	17.699	1'46.294	279,8	16:45'02.101
23	32.956	33.713	21.413	17.729	1'45.811	279,1	16:46'47.912
24	32.983	33.601	21.173	17.859	1'45.616	278,4	16:48'33.528
25	32.511	33.366	21.395	17.837	1'45.109	278,4	16:50'18.637
26	32.696	33.207	21.383	17.622	1'44.908	277,6	16:52'03.545
27	32.482	33.609	21.120	17.748	1'44.959	278,4	16:53'48.504
28	32.521	33.233	21.049	17.650	1'44.453	278,4	16:55'32.957
Race Time 52'07.824							
188 Taurino Racing by D Motorsport (1'43.967)							
Lap	Seg.1	Seg.2	Seg.3	Seg.4	Lap Time	km/h	Local Time
1							
Giano Taurino							
2	33.371	33.044	21.117	17.663	1'45.195	277,6	16:06'58.108
3	33.216	33.177	20.881	17.697	1'44.971	276,2	16:08'43.079
4	32.310	32.938	21.074	17.645	1'43.967	276,9	16:10'27.046
5	32.339	33.082	21.061	17.713	1'44.195	276,2	16:12'11.241
6	32.365	32.992	21.115	17.771	1'44.243	276,2	16:13'55.484
7	32.457	33.174	21.205	17.682	1'44.518	276,2	16:15'40.002
8	32.427	33.047	22.723	20.920	1'49.117	276,9	16:17'29.119
9	43.100	47.484	26.150	23.700	2'20.434	191,8	16:19'49.553
10	55.391	41.856	26.322	21.016	2'24.585	197,8	16:22'14.138
11	33.055	33.580	21.280	17.736	1'45.651	274,8	16:23'59.789
12	32.485	33.116	21.268	17.718	1'44.587	276,2	16:25'44.376
13	32.547	33.845	21.221	17.952	1'45.565	276,2	16:27'29.941
14	32.626	33.169	21.377	24.086	1'51.258P	276,2	16:29'21.199
15	2'04.179	33.038	21.078	17.702	3'15.997P		16:32'37.196
16	32.361	32.993	21.352	17.572	1'44.278	276,9	16:34'21.474
17	32.669	33.002	21.441	17.574	1'44.686	276,9	16:36'06.160
18	32.585	32.978	21.314	17.751	1'44.628	277,6	16:37'50.788
19	33.436	33.306	21.636	17.772	1'46.150	276,2	16:39'36.938
20	32.434	33.110	21.214	17.661	1'44.419	276,2	16:41'21.357
21	32.911	40.991	21.756	18.019	1'53.677	275,5	16:43'15.034
22	32.968	33.907	21.587	18.064	1'46.526	275,5	16:45'01.560
23	33.172	33.537	22.227	18.279	1'47.215	274,1	16:46'48.775
24	33.801	33.813	21.910	18.546	1'48.070	270,0	16:48'36.845
25	33.863	33.876	21.569	18.098	1'47.406	261,5	16:50'24.251
26	33.784	34.322	21.848	18.139	1'48.093	273,4	16:52'12.344
27	33.150	35.398	21.851	18.079	1'48.478	274,1	16:54'00.822
28	33.945	34.109	21.655	18.106	1'47.815	264,1	16:55'48.637
Race Time 52'23.504 + 15.000Pen							
171 TPC Racing (1'44.545)							
Lap	Seg.1	Seg.2	Seg.3	Seg.4	Lap Time	km/h	Local Time
1							
Billy Johnson							
1	34.308	21.722	17.681	1'50.721			16:05'15.854

05/11/2022

P = Pits In/Out - C = Lap Time Cancelled

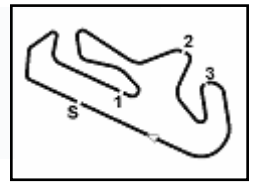
Powered by FICr Perugia Timing

ROGER DUBUIS





GRAND FINALS



Lamborghini Super Trofeo - Grand Finals - Portimao Grand Finals PRO + PRO-AM - Pit Times Race 1

Portimao 4.653 m

Start: 16:03'25.133 1: 16:23'25.133 / 16:33'25.133

No.	Entrant	Driver		Race Time	Local Time	Pit Time	Ref. Time	Difference	Penalty
6	VSR	S.TRIBAUDINI	Pit IN	22'19.217	16:25'44.350				
		J.D'AURIA	PIT OUT	23'54.532	16:27'19.665	1'35.315	(1)	1'34.000	
9	Target Racing	M.PETELET	Pit IN	29'29.582	16:32'54.715				
		D.GVAZAVA	PIT OUT	31'04.778	16:34'29.911	1'35.196	(1)	1'34.000	
11	Oregon Team	P.CHOVET	Pit IN	25'52.602	16:29'17.735				
		A.TARABINI	PIT OUT	27'27.474	16:30'52.607	1'34.872	(1)	1'34.000	
18	Leipert Motorsport	D.SERBAN	Pit IN	20'44.326	16:24'09.459				
			PIT OUT	22'21.383	16:25'46.516	1'37.057	(1)	1'37.000	
20	Robert van den Berg	R.VAN DEN BERG	Pit IN	24'14.831	16:27'39.964				
			PIT OUT	25'53.687	16:29'18.820	1'38.856	(1)	1'37.000	
27	Oregon Team	L.WILLIAMSON	Pit IN	29'16.888	16:32'42.021				
		M.CIGLIA	PIT OUT	30'52.104	16:34'17.237	1'35.216	(1)	1'34.000	
28	Amaury Bonduel	A.BONDUEL	Pit IN	20'40.972	16:24'06.105				
			PIT OUT	22'19.429	16:25'44.562	1'38.457	(1)	1'37.000	
			Pit IN	31'13.822	16:34'38.955				
29	Rexal FFF Racing Team	D.PEDROSA	Pit IN	20'48.235	16:24'13.368				
		A.BORGA	PIT OUT	22'23.451	16:25'48.584	1'35.216	(1)	1'34.000	
51	Rexal FFF Racing Team	D.WELLS	Pit IN	29'28.844	16:32'53.977				
		O.LEE	PIT OUT	31'04.094	16:34'29.227	1'35.250	(1)	1'34.000	
54	Target Racing	M.MORETTI	Pit IN	27'30.451	16:30'55.584				
		M.TEEKENS	PIT OUT	29'04.817	16:32'29.950	1'34.366	(1)	1'34.000	
61	Bonaldi Motorsport	L.SPINELLI	Pit IN	29'04.865	16:32'29.998				
		M.WEERING	PIT OUT	30'40.261	16:34'05.394	1'35.396	(1)	1'34.000	
66	Micanek Motorsport ACCR	K.BASZ	Pit IN	29'14.947	16:32'40.080				
		B.FORMANEK	PIT OUT	30'48.727	16:34'13.860	1'33.780	(1)	1'34.000	0.220
70	Leipert Motorsport	G.WATZINGER	Pit IN	20'51.196	16:24'16.329				
		B.LEITCH	PIT OUT	22'25.566	16:25'50.699	1'34.370	(1)	1'34.000	
78	VSR	E.ZONZINI	Pit IN	28'02.643	16:31'27.776				
		E.COLOMBINI	PIT OUT	29'38.036	16:33'03.169	1'35.393	(1)	1'34.000	
83	Iron Dames	D.PIN	Pit IN	10'46.733	16:14'11.866				
91	Bonaldi Motorsport	P.PEROLINI	Pit IN	27'48.495	16:31'13.628				
		P.BIGLIERI	PIT OUT	29'22.948	16:32'48.081	1'34.453	(1)	1'34.000	
			Pit IN	37'14.794	16:40'39.927				
101	Wayne Taylor Racing	D.FORMAL	Pit IN	2'08.469	16:05'33.602				
			PIT OUT	3'15.426	16:06'40.559	1'06.957			
			Pit IN	27'46.083	16:31'11.216				
		K.MARCELLI	PIT OUT	29'20.638	16:32'45.771	1'34.555	(1)	1'34.000	
108	US RaceTronics	D.OCKEY	Pit IN	20'52.166	16:24'17.299				
		P.LIDDY	PIT OUT	22'26.825	16:25'51.958	1'34.659	(1)	1'34.000	
123	Taurino Racing by D Motorsport	L.BERKELEY	Pit IN	22'26.885	16:25'52.018				
			PIT OUT	24'04.630	16:27'29.763	1'37.745	(1)	1'37.000	
			Pit IN	51'05.038	16:54'30.171				
125	Wayne Taylor Racing	T.LONG	Pit IN	22'22.803	16:25'47.936				
		A.HARRISON	PIT OUT	24'01.452	16:27'26.585	1'38.649	(1)	1'34.000	
127	Dream Racing Motorsport	E.LIBERATI	Pit IN	20'34.102	16:23'59.235				
		D.CAPITANIO	PIT OUT	22'08.351	16:25'33.484	1'34.249	(1)	1'34.000	
130	ANSA Motorsports	N.PIQUET	Pit IN	25'42.398	16:29'07.531				
			PIT OUT	27'20.398	16:30'45.531	1'38.000	(1)	1'37.000	
146	PPM	J.DUBETS	Pit IN	27'38.028	16:31'03.161				

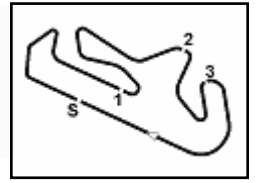
Powered by FICr Perugia Timing

ROGER DUBUIS





GRAND FINALS



Portimao 4.653 m

Lamborghini Super Trofeo - Grand Finals - Portimao Grand Finals PRO + PRO-AM - Pit Times Race 1

Start: 16:03'25.133 1: 16:23'25.133 / 16:33'25.133

No.	Entrant	Driver		Race Time	Local Time	Pit Time	Ref. Time	Difference	Penalty
146	PPM	B.LEW	PIT OUT	29'14.376	16:32'39.509	1'36.348 (1)	1'34.000		
147	PPM	S.CARAZO	Pit IN	20'43.146	16:24'08.279				
		B.ORTIZ	PIT OUT	22'18.504	16:25'43.637	1'35.358 (1)	1'34.000		
150	US RaceTronics	P.KUJALA	Pit IN	20'40.133	16:24'05.266				
			PIT OUT	22'18.957	16:25'44.090	1'38.824 (1)	1'37.000		
153	Wayne Taylor Racing	A.YODER	Pit IN	24'13.512	16:27'38.645				
		J.MISSIG	PIT OUT	25'47.795	16:29'12.928	1'34.283 (1)	1'34.000		
171	TPC Racing	B.JOHNSON	Pit IN	25'56.749	16:29'21.882				
			PIT OUT	27'36.401	16:31'01.534	1'39.652 (1)	1'37.000		
188	Taurino Racing by D Motorsport	G.TAURINO	Pit IN	25'50.860	16:29'15.993				
			PIT OUT	27'28.981	16:30'54.114	1'38.121 (1)	1'37.000		
87	Leipert Motorsport	Jean-Francois Brunot							

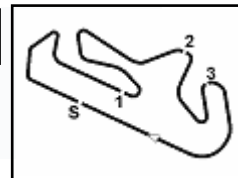
Powered by FICr Perugia Timing

ROGER DUBUIS





GRAND FINALS

8.6**PR-PA**

Portimao 4.653 m

Lamborghini Super Trofeo - Grand Finals - Portimao Grand Finals PRO + PRO-AM - Championship Standings

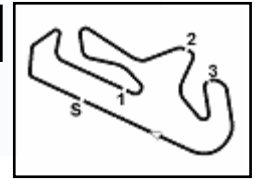
PRO Cup									
No.	Driver 1 Entrant	Driver 2 Team	Points	Qual.1	Qual.2	Race 1	Race 2		
1	61 WEERING Max (NLD) Bonaldi Motorsport	SPINELLI Loris (ITA) Bonaldi Motorsport	15	0	0	15			
2	130 PIQUET Nelson jr (BRA) ANSA Motorsports	ANSA Motorsports	14	1	1	12			
3	54 TEEKENS Milan (NLD) Target Racing	MORETTI Marzio (ITA) Target Racing	10	0	0	10			
4	127 LIBERATI Edoardo (ITA) Dream Racing Motorsport	CAPITANIO Dario (ITA) Dream Racing Motorsport	8	0	0	8			
5	6 D'AURIA Jean-Luc (CHE) VSR	TRIBAUDINI Stephane (FRA) VSR	6	0	0	6			
6	101 MARCELLI Kyle (CAN) Wayne Taylor Racing	FORMAL Danny (CRI) Wayne Taylor Racing	5	0	0	5			
7	153 YODER Aidan (USA) Wayne Taylor Racing	MISSIG Jordan (USA) Wayne Taylor Racing	4	0	0	4			
8	171 JOHNSON Billy (USA) TPC Racing	TPC Racing	3	0	0	3			
9	150 KUJALA Patrick (FIN) US RaceTronics	US RaceTronics	2	0	0	2			
10	18 SERBAN David-Mihai (ROU) Leipert Motorsport	Leipert Motorsport	1	0	0	1			

PRO AM Cup									
No.	Driver 1 Entrant	Driver 2 Team	Points	Qual.1	Qual.2	Race 1	Race 2		
1	147 ORTIZ Bryan (PRI) PPM	CARAZO Sebastian (PRI) Precision Performance Motorsports	15	0	0	15			
2	29 PEDROSA Daniel (ESP) Rexal FFF Racing Team	BORGA Antonin (CHE) Rexal FFF Racing Team	12	0	0	12			
3	70 WATZINGER Gerhard (USA) Leipert Motorsport	LEITCH Brendon (NZL) Leipert Motorsport	11	0	1	10			
4	125 HARRISON Ashton (USA) Wayne Taylor Racing	LONG Thomas (USA) Wayne Taylor Racing	8	0	0	8			
5	108 OCKEY Damon (CAN) US RaceTronics	LIDDY Patrick (USA) US RaceTronics	6	0	0	6			
6	9 PETELET Milane (FRA) Target Racing	GVAZAVA Dmitry (I) Target Racing	5	0	0	5			
7	66 FORMANEK Bronek (CZE) Micanek Motorsport ACCR	BASZ Karol (POL) Micanek Motorsport ACCR	4	1	0	3			
8	146 LEW Bryson (USA) PPM	DUBETS John (USA) Precision Performance Motorsports	4	0	0	4			
9	27 CIGLIA Massimo (ITA) Oregon Team	WILLIAMSON Lewis (GBR) Oregon Team	2	0	0	2			
10	78 COLOMBINI Emanuel (SMR) VSR	ZONZINI Emanuele (SMR) VSR	1	0	0	1			



GRAND FINALS

8.10



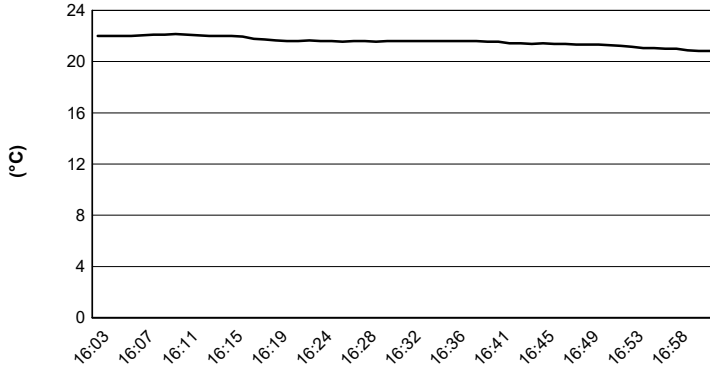
Portimao 4.653 m

Lamborghini Super Trofeo - Grand Finals - Portimao

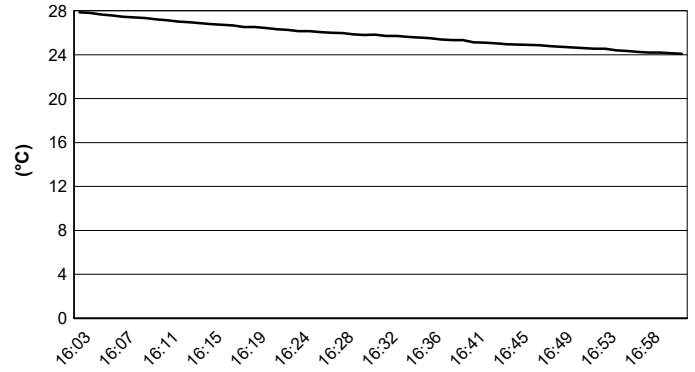
Grand Finals PRO + PRO-AM - Weather Report Race 1

Session started 16:04 - Session ended 17:02

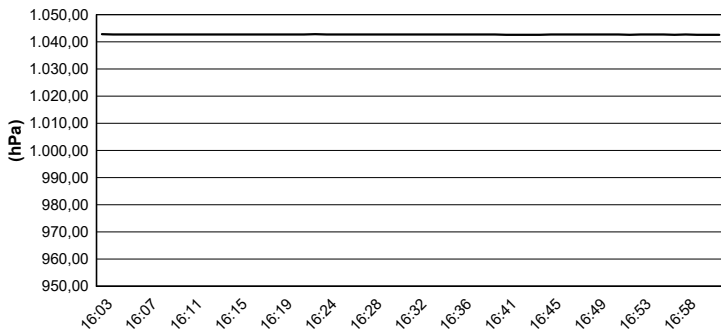
Air Temperature



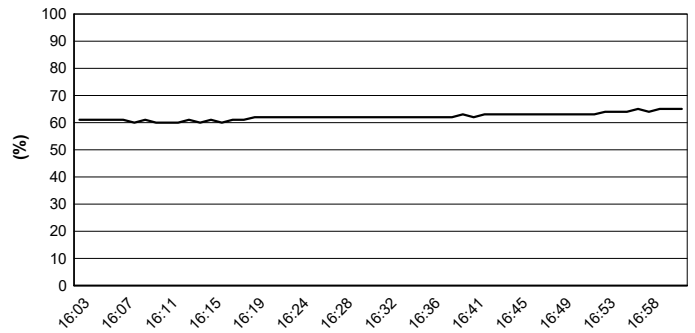
Track Temperature



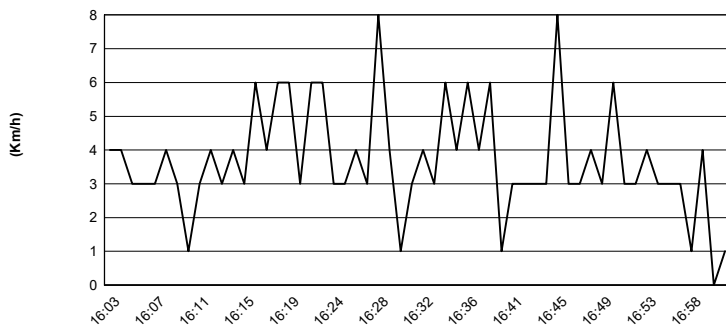
Air Pressure



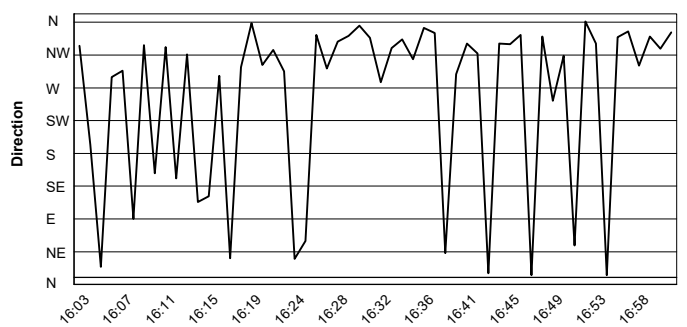
Humidity



Wind Speed



Wind Direction



05/11/2022

Powered by FICr Perugia Timing

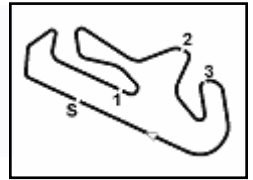
ROGER DUBUIS





GRAND FINALS

8.11



Portimao 4.653 m

Lamborghini Super Trofeo - Grand Finals - Portimao Grand Finals PRO + PRO-AM - Starting Grid Race 1 (Duration: 50')

15	150	KUJALA P. US RaceTronics	Lamborghini 1'49.637		
14	70	WATZINGER G. Leipert Motorsport	Lamborghini 1'46.094	108	OCKEY D. US RaceTronics
13	87	BRUNOT J. Leipert Motorsport	Lamborghini 1'44.932	101	FORMAL D. Wayne Taylor Racing
12	29	PEDROSA D. Rexal FFF Racing Team	Lamborghini 1'44.843	18	SERBAN D. Leipert Motorsport
11	147	CARAZO S. Precision Performance Motorspo	Lamborghini 1'44.329	83	PIN D. Iron Dames
10	20	VAN DEN BERG R. HBR motorsport	Lamborghini 1'43.847	91	PEROLINI P. Bonaldi Motorsport
9	78	ZONZINI E. VSR	Lamborghini 1'43.578	9	PETELET M. Target Racing
8	28	BONDUEL A. BDR Competition	Lamborghini 1'43.496	51	WELLS D. Rexal FFF Racing Team
7	123	BERKELEY L. Taurino Racing by D Motorsport	Lamborghini 1'43.418	153	YODER A. Wayne Taylor Racing
6	171	JOHNSON B. TPC Racing	Lamborghini 1'43.247	125	LONG T. Wayne Taylor Racing
5	146	DUBETS J. Precision Performance Motorspo	Lamborghini 1'43.215	11	CHOVET P. Oregon Team
4	6	TRIBAUDINI S. VSR	Lamborghini 1'42.840	27	WILLIAMSON L. Oregon Team
3	127	LIBERATI E. Dream Racing Motorsport	Lamborghini 1'42.543	188	TAURINO G. Taurino Racing by D Motorsport
2	54	MORETTI M. Target Racing	Lamborghini 1'42.403	66	BASZ K. MicaneK Motorsport ACCR
1	130	PIQUET N. ANSA Motorsports	Lamborghini 1'41.711	61	SPINELLI L. Bonaldi Motorsport