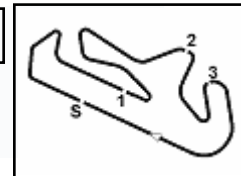


6<sup>th</sup> ROUND

6.1



## Lamborghini Super Trofeo - Round 6 - Portimao

## Super Trofeo North America - Results Qualifying 2

Autodromo Int. do Algarve 4.653 m

1 / 2

No.	Driver	Nat	Entrant	Team	Car	Class	Time	Gap	Rel.	Laps
1	<b>130 PIQUET</b> Nelson jr	BRA	ANSA Motorsports	ANSA Motorsports	Huracán Super Trofeo EVO2	PRO	<b>1'42.749</b>			4
2	<b>101 MARCELLI</b> Kyle	CAN	Wayne Taylor Racing	Wayne Taylor Racing	Huracán Super Trofeo EVO2	PRO	<b>1'42.796</b>	0.047	0.047	8
3	<b>171 JOHNSON</b> Billy	USA	TPC Racing	TPC Racing	Huracán Super Trofeo EVO2	PRO	<b>1'42.810</b>	0.061	0.014	8
4	<b>147 ORTIZ</b> Bryan	PRI	PPM	Precision Performance Motorsports	Huracán Super Trofeo EVO2	PROAM	<b>1'43.326</b>	0.577	0.516	6
5	<b>188 TAURINO</b> Giano	ZAF	Taurino Racing by D Motorspc	Taurino Racing by D Motorsport	Huracán Super Trofeo EVO2	PRO	<b>1'43.367</b>	0.618	0.041	9
6	<b>108 LIDDY</b> Patrick	USA	US RaceTronics	US RaceTronics	Huracán Super Trofeo EVO2	PROAM	<b>1'43.441</b>	0.692	0.074	10
7	<b>127 CAPITANIO</b> Dario	ITA	Dream Racing Motorsport	Dream Racing Motorsport	Huracán Super Trofeo EVO2	PRO	<b>1'43.460</b>	0.711	0.019	7
8	<b>125 LONG</b> Thomas	USA	Wayne Taylor Racing	Wayne Taylor Racing	Huracán Super Trofeo EVO2	PROAM	<b>1'43.461</b>	0.712	0.001	11
9	<b>123 ANTINUCCI</b> Richard	USA	Taurino Racing by D Motorspc	Taurino Racing by D Motorsport	Huracán Super Trofeo EVO2	PRO	<b>1'43.660</b>	0.911	0.199	10
10	<b>150 PISCOPO</b> Edoardo	ITA	US RaceTronics	US RaceTronics	Huracán Super Trofeo EVO2	PRO	<b>1'43.879</b>	1.130	0.219	9
11	<b>153 MISSIG</b> Jordan	USA	Wayne Taylor Racing	Wayne Taylor Racing	Huracán Super Trofeo EVO2	PRO	<b>1'43.973</b>	1.224	0.094	10
12	<b>146 LEW</b> Bryson	USA	PPM	Precision Performance Motorsports	Huracán Super Trofeo EVO2	PROAM	<b>1'43.998</b>	1.249	0.025	7
13	<b>148 REGER</b> Nikko	USA	PPM	Precision Performance Motorsports	Huracán Super Trofeo EVO2	AM	<b>1'44.682</b>	1.933	0.684	5
14	<b>119 CHANDRASOMA</b> Shehan	USA	MCR Racing	MCR Racing	Huracán Super Trofeo EVO2	AM	<b>1'45.030</b>	2.281	0.348	11
15	<b>120 AU</b> Alex	HKG	Dream Racing Motorsport	Dream Racing Motorsport	Huracán Super Trofeo EVO2	AM	<b>1'45.272</b>	2.523	0.242	10
16	<b>109 HOFFMAN</b> Tyler	USA	TPC Racing	TPC Racing	Huracán Super Trofeo EVO2	AM	<b>1'45.600</b>	2.851	0.328	11
17	<b>151 SENHORETI</b> Claude	BRA	MCR Racing	MCR Racing	Huracán Super Trofeo EVO2	AM	<b>1'45.843</b>	3.094	0.243	10
18	<b>103 SELLARI</b> Randy	USA	Wayne Taylor Racing	Wayne Taylor Racing	Huracán Super Trofeo EVO2	AM	<b>1'46.753</b>	4.004	0.910	10
19	<b>104 COLLINS</b> Bart	USA	MCR Racing	MCR Racing	Huracán Super Trofeo EVO2	AM	<b>1'47.606</b>	4.857	0.853	10
20	<b>164 TAIT</b> Thomas	USA	Kpax Racing	Flying Lizard Motorsports	Huracán Super Trofeo EVO2	AM	<b>1'47.895</b>	5.146	0.289	10
21	<b>189 ROBERTS</b> Fred	CAN	NTE Sport	NTE Sport	Huracán Super Trofeo EVO2	LC	<b>1'47.936</b>	5.187	0.041	5
22	<b>118 TARI</b> Tiger	USA	NTE Sport	NTE Sport	Huracán Super Trofeo EVO2	LC	<b>1'51.009</b>	8.260	3.073	10
23	<b>154 GAGNE-KEATS</b> Jason	USA	Dream Racing Motorsport	Dream Racing Motorsport	Huracán Super Trofeo EVO2	LC	<b>1'51.452</b>	8.703	0.443	3
24	<b>199 ATAPATTU</b> Ron	USA	ANSA Motorsports	ANSA Motorsports	Huracán Super Trofeo EVO2	AM	<b>1'55.236</b>	12.487	3.784	5
25	<b>102 GROSSBERG</b> Alan	USA	Dream Racing Motorsport	Dream Racing Motorsport	Huracán Super Trofeo EVO2	LC	<b>1'57.074</b>	14.325	1.838	7
26	<b>113 LEVY</b> Ofir	USA	US RaceTronics	US RaceTronics	Huracán Super Trofeo EVO2	LC				0
27	<b>114 STEWART</b> Slade	USA	Kpax Racing	Flying Lizard Motorsports	Huracán Super Trofeo EVO2	LC				0

Humidity:	71%	AIR	21°C
Condition:	DRY	Track	24°C

Clerk of the Course : Delcio Santos

Race Director : Todd Snyder

	Start	End
03/11/2022	16:10	16:31

Powered by FICr Perugia Timing

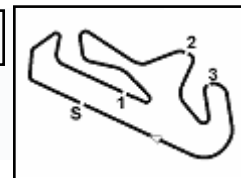
ROGER DUBUIS





6<sup>th</sup> ROUND

6.1



# Lamborghini Super Trofeo - Round 6 - Portimao

## Super Trofeo North America - Results Qualifying 2

Autodromo Int. do Algarve 4.653 m

2 / 2

### Penalty and Infringement

16.45 119 MCR Racing Time Deleted (1.44:979) - Exceeded Track Limits  
 16.45 150 US RaceTronics Time Deleted (1.43:509) - Exceeded Track Limits

### Fastest Laps Sequence

No.	Entrant	Nat	Team	Car	Local Time	Time	Gap	Avg
130	N. PIQUET	BRA	ANSA Motorsports	Huracán Super Trofeo EVO2	16:13'42.460	<b>1'49.042</b>		153,618
123	R. ANTINUCCI	USA	Taurino Racing by D Motorsport	Huracán Super Trofeo EVO2	16:13'44.842	<b>1'48.238</b>	-0.804	154,759
171	B. JOHNSON	USA	TPC Racing	Huracán Super Trofeo EVO2	16:13'45.191	<b>1'43.456</b>	-4.782	161,912
101	K. MARCELLI	CAN	Wayne Taylor Racing	Huracán Super Trofeo EVO2	16:14'52.862	<b>1'43.041</b>	-0.415	162,564
130	N. PIQUET	BRA	ANSA Motorsports	Huracán Super Trofeo EVO2	16:17'09.385	<b>1'42.749</b>	-0.292	163,026

Clerk of the Course : Delcio Santos

Race Director : Todd Snyder

03/11/2022      Start      End  
 16:10      16:31

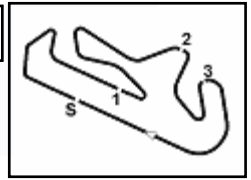
Powered by FICr Perugia Timing





6<sup>th</sup> ROUND

6.2



# Lamborghini Super Trofeo - Round 6 - Portimao

## Super Trofeo North America - Sectors and Speed Qualifying 2

Autodromo Int. do Algarve 4.653 m

### BEST LAP

1	130 PIQUET Nelson jr	Huracán Super Trofeo EVO2	1'42.749
2	101 MARCELLI Kyle	Huracán Super Trofeo EVO2	1'42.796
3	171 JOHNSON Billy	Huracán Super Trofeo EVO2	1'42.810
4	147 ORTIZ Bryan	Huracán Super Trofeo EVO2	1'43.326
5	188 TAURINO Giano	Huracán Super Trofeo EVO2	1'43.367
6	108 LIDDY Patrick	Huracán Super Trofeo EVO2	1'43.441
7	127 CAPITANIO Dario	Huracán Super Trofeo EVO2	1'43.460
8	125 LONG Thomas	Huracán Super Trofeo EVO2	1'43.461
9	123 ANTINUCCI Richard	Huracán Super Trofeo EVO2	1'43.660
10	150 PISCOPO Edoardo	Huracán Super Trofeo EVO2	1'43.879
11	153 MISSIG Jordan	Huracán Super Trofeo EVO2	1'43.973
12	146 LEW Bryson	Huracán Super Trofeo EVO2	1'43.998
13	148 REGER Nikko	Huracán Super Trofeo EVO2	1'44.682
14	119 CHANDRASOMA Shehan	Huracán Super Trofeo EVO2	1'45.030
15	120 AU Alex	Huracán Super Trofeo EVO2	1'45.272
16	109 HOFFMAN Tyler	Huracán Super Trofeo EVO2	1'45.600
17	151 SENHORETI Claude	Huracán Super Trofeo EVO2	1'45.843
18	103 SELLARI Randy	Huracán Super Trofeo EVO2	1'46.753
19	104 COLLINS Bart	Huracán Super Trofeo EVO2	1'47.606
20	164 TAIT Thomas	Huracán Super Trofeo EVO2	1'47.895
21	189 ROBERTS Fred	Huracán Super Trofeo EVO2	1'47.936
22	118 TARI Tiger	Huracán Super Trofeo EVO2	1'51.009
23	154 GAGNE-KEATS Jason	Huracán Super Trofeo EVO2	1'51.452
24	199 ATAPATTU Ron	Huracán Super Trofeo EVO2	1'55.236
25	102 GROSSBERG Alan	Huracán Super Trofeo EVO2	1'57.074
26	113 LEVY Ofir	Huracán Super Trofeo EVO2	
27	114 STEWART Stade	Huracán Super Trofeo EVO2	

### SPEED

1	130 PIQUET Nelson jr	Huracán Super Trofeo EVO2	279,1
2	101 MARCELLI Kyle	Huracán Super Trofeo EVO2	278,4
3	108 LIDDY Patrick	Huracán Super Trofeo EVO2	278,4
4	125 LONG Thomas	Huracán Super Trofeo EVO2	278,4
5	123 ANTINUCCI Richard	Huracán Super Trofeo EVO2	276,2
6	146 LEW Bryson	Huracán Super Trofeo EVO2	276,2
7	147 ORTIZ Bryan	Huracán Super Trofeo EVO2	276,2
8	150 PISCOPO Edoardo	Huracán Super Trofeo EVO2	275,5
9	153 MISSIG Jordan	Huracán Super Trofeo EVO2	275,5
10	171 JOHNSON Billy	Huracán Super Trofeo EVO2	275,5
11	188 TAURINO Giano	Huracán Super Trofeo EVO2	275,5
12	127 CAPITANIO Dario	Huracán Super Trofeo EVO2	274,8
13	103 SELLARI Randy	Huracán Super Trofeo EVO2	274,8
14	148 REGER Nikko	Huracán Super Trofeo EVO2	273,4
15	119 CHANDRASOMA Shehan	Huracán Super Trofeo EVO2	272,0
16	104 COLLINS Bart	Huracán Super Trofeo EVO2	271,4
17	120 AU Alex	Huracán Super Trofeo EVO2	271,4
18	151 SENHORETI Claude	Huracán Super Trofeo EVO2	270,7
19	164 TAIT Thomas	Huracán Super Trofeo EVO2	270,7
20	109 HOFFMAN Tyler	Huracán Super Trofeo EVO2	269,3
21	118 TARI Tiger	Huracán Super Trofeo EVO2	268,7
22	189 ROBERTS Fred	Huracán Super Trofeo EVO2	268,7
23	154 GAGNE-KEATS Jason	Huracán Super Trofeo EVO2	267,3
24	199 ATAPATTU Ron	Huracán Super Trofeo EVO2	266,0
25	102 GROSSBERG Alan	Huracán Super Trofeo EVO2	260,2

### SEG. 1

1	130 PIQUET Nelson jr	31.767
2	101 MARCELLI Kyle	31.878
3	171 JOHNSON Billy	31.962
4	125 LONG Thomas	31.985
5	108 LIDDY Patrick	32.056
6	188 TAURINO Giano	32.149
7	153 MISSIG Jordan	32.221
8	147 ORTIZ Bryan	32.241
9	127 CAPITANIO Dario	32.259
10	150 PISCOPO Edoardo	32.259
11	148 REGER Nikko	32.318
12	123 ANTINUCCI Richard	32.380
13	146 LEW Bryson	32.430
14	120 AU Alex	32.597
15	119 CHANDRASOMA Sheha	32.683
16	151 SENHORETI Claude	32.813
17	109 HOFFMAN Tyler	32.919
18	103 SELLARI Randy	32.979
19	104 COLLINS Bart	33.176
20	189 ROBERTS Fred	33.258
21	164 TAIT Thomas	33.399
22	118 TARI Tiger	34.030
23	154 GAGNE-KEATS Jason	34.501
24	199 ATAPATTU Ron	35.289
25	102 GROSSBERG Alan	35.353

### SEG. 2

1	101 MARCELLI Kyle	32.333
2	171 JOHNSON Billy	32.436
3	130 PIQUET Nelson jr	32.581
4	188 TAURINO Giano	32.583
5	108 LIDDY Patrick	32.621
6	123 ANTINUCCI Richard	32.714
7	147 ORTIZ Bryan	32.720
8	150 PISCOPO Edoardo	32.727
9	125 LONG Thomas	32.743
10	127 CAPITANIO Dario	32.783
11	146 LEW Bryson	32.824
12	153 MISSIG Jordan	33.091
13	148 REGER Nikko	33.173
14	151 SENHORETI Claude	33.210
15	120 AU Alex	33.293
16	119 CHANDRASOMA Sheha	33.325
17	109 HOFFMAN Tyler	33.431
18	103 SELLARI Randy	33.805
19	104 COLLINS Bart	33.935
20	189 ROBERTS Fred	34.034
21	164 TAIT Thomas	34.218
22	118 TARI Tiger	35.201
23	154 GAGNE-KEATS Jason	35.265
24	199 ATAPATTU Ron	36.978
25	102 GROSSBERG Alan	37.028

### SEG. 3

1	147 ORTIZ Bryan	20.724
2	130 PIQUET Nelson jr	20.759
3	125 LONG Thomas	20.766
4	123 ANTINUCCI Richard	20.800
5	101 MARCELLI Kyle	20.812
6	146 LEW Bryson	20.814
7	108 LIDDY Patrick	20.820
8	188 TAURINO Giano	20.872
9	171 JOHNSON Billy	20.896
10	127 CAPITANIO Dario	20.913
11	153 MISSIG Jordan	20.928
12	150 PISCOPO Edoardo	21.063
13	119 CHANDRASOMA Sheha	21.090
14	109 HOFFMAN Tyler	21.195
15	151 SENHORETI Claude	21.204
16	148 REGER Nikko	21.281
17	120 AU Alex	21.305
18	103 SELLARI Randy	21.449
19	164 TAIT Thomas	21.742
20	104 COLLINS Bart	21.940
21	189 ROBERTS Fred	22.041
22	154 GAGNE-KEATS Jason	22.456
23	118 TARI Tiger	22.475
24	199 ATAPATTU Ron	23.315
25	102 GROSSBERG Alan	23.674

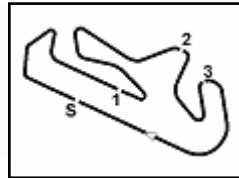
### SEG. 4

1	101 MARCELLI Kyle	17.192
2	108 LIDDY Patrick	17.243
3	123 ANTINUCCI Richard	17.256
4	127 CAPITANIO Dario	17.309
5	150 PISCOPO Edoardo	17.341
6	146 LEW Bryson	17.347
7	171 JOHNSON Billy	17.366
8	125 LONG Thomas	17.409
9	147 ORTIZ Bryan	17.414
10	188 TAURINO Giano	17.418
11	153 MISSIG Jordan	17.448
12	130 PIQUET Nelson jr	17.582
13	148 REGER Nikko	17.654
14	119 CHANDRASOMA Sheha	17.678
15	120 AU Alex	17.739
16	109 HOFFMAN Tyler	17.870
17	103 SELLARI Randy	17.882
18	151 SENHORETI Claude	18.003
19	104 COLLINS Bart	18.051
20	164 TAIT Thomas	18.193
21	189 ROBERTS Fred	18.329
22	118 TARI Tiger	18.651
23	154 GAGNE-KEATS Jason	18.723
24	199 ATAPATTU Ron	19.625
25	102 GROSSBERG Alan	20.088



6<sup>th</sup> ROUND

6.3



# Lamborghini Super Trofeo - Round 6 - Portimao

## Super Trofeo North America - Ideal Time Qualifying 2

Autodromo Int. do Algarve 4.653 m

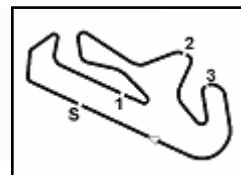
No. Entrant	Car	Seg. 1 Diff. 1	Seg. 2 Diff. 2	Seg. 3 Diff. 3	Seg. 4 Diff. 4	Ideal Time		
						Best Lap	Pos.	Diff.
1 101 WAYNE TAYLOR RACIN	Huracán Super Trofeo EVO2	31.878 +0.199	32.333 +0.310	20.812 +0.072	17.192	<b>1'42.215</b> 1'42.796	2	0.581
2 171 TPC RACING	Huracán Super Trofeo EVO2	31.962	32.436 +0.048	20.896	17.366 +0.102	<b>1'42.660</b> 1'42.810	3	0.150
3 130 ANSA MOTORSPORTS	Huracán Super Trofeo EVO2	31.767	32.581	20.759 +0.060	17.582	<b>1'42.689</b> 1'42.749	1	0.060
4 108 US RACETRONICS	Huracán Super Trofeo EVO2	32.056 +0.205	32.621 +0.175	20.820	17.243 +0.321	<b>1'42.740</b> 1'43.441	6	0.701
5 125 WAYNE TAYLOR RACIN	Huracán Super Trofeo EVO2	31.985	32.743 +0.149	20.766 +0.329	17.409 +0.080	<b>1'42.903</b> 1'43.461	8	0.558
6 188 TAURINO RACING BY D	Huracán Super Trofeo EVO2	32.149 +0.088	32.583 +0.019	20.872 +0.143	17.418 +0.095	<b>1'43.022</b> 1'43.367	5	0.345
7 147 PPM	Huracán Super Trofeo EVO2	32.241 +0.081	32.720	20.724	17.414 +0.146	<b>1'43.099</b> 1'43.326	4	0.227
8 123 TAURINO RACING BY D	Huracán Super Trofeo EVO2	32.380 +0.005	32.714 +0.169	20.800 +0.336	17.256	<b>1'43.150</b> 1'43.660	9	0.510
9 127 DREAM RACING MOTO	Huracán Super Trofeo EVO2	32.259 +0.024	32.783 +0.155	20.913 +0.017	17.309	<b>1'43.264</b> 1'43.460	7	0.196
10 150 US RACETRONICS	Huracán Super Trofeo EVO2	32.259	32.727 +0.232	21.063 +0.163	17.341 +0.094	<b>1'43.390</b> 1'43.879	10	0.489
11 146 PPM	Huracán Super Trofeo EVO2	32.430 +0.213	32.824 +0.070	20.814	17.347 +0.300	<b>1'43.415</b> 1'43.998	12	0.583
12 153 WAYNE TAYLOR RACIN	Huracán Super Trofeo EVO2	32.221	33.091 +0.026	20.928	17.448 +0.259	<b>1'43.688</b> 1'43.973	11	0.285
13 148 PPM	Huracán Super Trofeo EVO2	32.318	33.173 +0.158	21.281 +0.060	17.654 +0.038	<b>1'44.426</b> 1'44.682	13	0.256
14 119 MCR RACING	Huracán Super Trofeo EVO2	32.683 +0.118	33.325 +0.095	21.090 +0.041	17.678	<b>1'44.776</b> 1'45.030	14	0.254
15 120 DREAM RACING MOTO	Huracán Super Trofeo EVO2	32.597	33.293 +0.269	21.305	17.739 +0.069	<b>1'44.934</b> 1'45.272	15	0.338
16 151 MCR RACING	Huracán Super Trofeo EVO2	32.813 +0.082	33.210 +0.230	21.204 +0.301	18.003	<b>1'45.230</b> 1'45.843	17	0.613
17 109 TPC RACING	Huracán Super Trofeo EVO2	32.919 +0.002	33.431 +0.034	21.195 +0.007	17.870 +0.142	<b>1'45.415</b> 1'45.600	16	0.185
18 103 WAYNE TAYLOR RACIN	Huracán Super Trofeo EVO2	32.979 +0.087	33.805 +0.398	21.449 +0.138	17.882 +0.015	<b>1'46.115</b> 1'46.753	18	0.638
19 104 MCR RACING	Huracán Super Trofeo EVO2	33.176 +0.098	33.935	21.940 +0.373	18.051 +0.033	<b>1'47.102</b> 1'47.606	19	0.504
20 164 KPAX RACING	Huracán Super Trofeo EVO2	33.399 +0.129	34.218 +0.081	21.742	18.193 +0.133	<b>1'47.552</b> 1'47.895	20	0.343
21 189 NTE SPORT	Huracán Super Trofeo EVO2	33.258 +0.097	34.034 +0.036	22.041 +0.141	18.329	<b>1'47.662</b> 1'47.936	21	0.274
22 118 NTE SPORT	Huracán Super Trofeo EVO2	34.030 +0.428	35.201 +0.040	22.475 +0.184	18.651	<b>1'50.357</b> 1'51.009	22	0.652
23 154 DREAM RACING MOTO	Huracán Super Trofeo EVO2	34.501 +0.212	35.265	22.456 +0.261	18.723 +0.034	<b>1'50.945</b> 1'51.452	23	0.507
24 199 ANSA MOTORSPORTS	Huracán Super Trofeo EVO2	35.289	36.978	23.315 +0.029	19.625	<b>1'55.207</b> 1'55.236	24	0.029
25 102 DREAM RACING MOTO	Huracán Super Trofeo EVO2	35.353	37.028	23.674 +0.740	20.088 +0.191	<b>1'56.143</b> 1'57.074	25	0.931
113 US RACETRONICS	Huracán Super Trofeo EVO2							
114 KPAX RACING	Huracán Super Trofeo EVO2							
<b>Overall Ideal Time</b>		31.767	32.333	20.724	17.192	<b>1'42.016</b>		



6th ROUND

Lamborghini Super Trofeo - Round 6 - Portimao
Super Trofeo North America - Analysis Qualifying 2

6.4



Autodromo Int. do Algarve 4.653 m

1 / 3

101 Wayne Taylor Racing (1'42.796)

Table with 8 columns: Lap, Seg.1, Seg.2, Seg.3, Seg.4, Lap Time, km/h, Local Time. Driver: Kyle Marcelli.

Table with 8 columns: Lap, Seg.1, Seg.2, Seg.3, Seg.4, Lap Time, km/h, Local Time. Driver: Tyler Hoffman.

109 TPC Racing (1'45.600)

Table with 8 columns: Lap, Seg.1, Seg.2, Seg.3, Seg.4, Lap Time, km/h, Local Time. Driver: Tyler Hoffman.

102 Dream Racing Motorsport (1'57.074)

Table with 8 columns: Lap, Seg.1, Seg.2, Seg.3, Seg.4, Lap Time, km/h, Local Time. Driver: Alan Grossberg.

113 US RaceTronics

Table with 8 columns: Lap, Seg.1, Seg.2, Seg.3, Seg.4, Lap Time, km/h, Local Time. Driver: Ofir Levy.

103 Wayne Taylor Racing (1'46.753)

Table with 8 columns: Lap, Seg.1, Seg.2, Seg.3, Seg.4, Lap Time, km/h, Local Time. Driver: Randy Sellari.

118 NTE Sport (1'51.009)

Table with 8 columns: Lap, Seg.1, Seg.2, Seg.3, Seg.4, Lap Time, km/h, Local Time. Driver: Tiger Tari.

104 MCR Racing (1'47.606)

Table with 8 columns: Lap, Seg.1, Seg.2, Seg.3, Seg.4, Lap Time, km/h, Local Time. Driver: Bart Collins.

119 MCR Racing (1'45.030)

Table with 8 columns: Lap, Seg.1, Seg.2, Seg.3, Seg.4, Lap Time, km/h, Local Time. Driver: Shehan Chandrasoma.

108 US RaceTronics (1'43.441)

Table with 8 columns: Lap, Seg.1, Seg.2, Seg.3, Seg.4, Lap Time, km/h, Local Time. Driver: Patrick Liddy.

120 Dream Racing Motorsport (1'45.272)

Table with 8 columns: Lap, Seg.1, Seg.2, Seg.3, Seg.4, Lap Time, km/h, Local Time.

03/11/2022

P = Pits In/Out - C = Lap Time Cancelled

Powered by FICr Perugia Timing

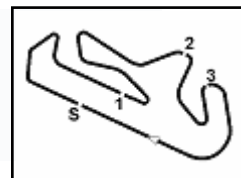
ROGER DUBUIS





6<sup>th</sup> ROUND

6.4



Lamborghini Super Trofeo - Round 6 - Portimao  
Super Trofeo North America - Analysis Qualifying 2

Autodromo Int. do Algarve 4.653 m

2 / 3

Lap	Seg.1	Seg.2	Seg.3	Seg.4	Lap Time	km/h	Local Time
1	35.028	25.689	19.593		16:12'08.702		
2	32.949	34.468	22.553	18.064	1'48.034	269,3	16:13'56.736
3	33.096	33.307	21.363	17.963	1'45.729	268,0	16:15'42.465
4	35.481	35.930	22.796	18.072	1'52.279	<b>271,4</b>	16:17'34.744
5	33.038	33.352	21.529	18.051	1'45.970	269,3	16:19'20.714
6	38.155	37.511	23.542	17.942	1'57.150	220,9	16:21'17.864
7	35.721	35.444	22.458	18.106	1'51.729	270,0	16:23'09.593
8	33.101	33.393	21.456	17.891	1'45.841	269,3	16:24'55.434
9	32.633	<b>33.293</b>	22.296	17.844	1'46.066	<b>271,4</b>	16:26'41.500
10	<b>32.597</b>	33.562	<b>21.305</b>	17.808	<b>1'45.272</b>	270,7	16:28'26.772
11	32.767	33.469	21.392	<b>17.739</b>	1'45.367	270,0	16:30'12.139

5	32.033	32.961	29.720	38.270	2'12.984P	<b>279,1</b>	16:19'22.369
---	--------	--------	--------	--------	-----------	--------------	--------------

146 PPM (1'43.998)

Lap	Seg.1	Seg.2	Seg.3	Seg.4	Lap Time	km/h	Local Time
Bryson Lew							
1		34.215	22.435	18.528			16:13'20.562
2	32.782	33.396	21.429	17.572	1'45.179	273,4	16:15'05.741
3	32.767	33.037	21.520	17.376	1'44.700	274,1	16:16'50.441
4	<b>32.430</b>	33.088	21.419	17.409	1'44.346	<b>276,2</b>	16:18'34.787
5	32.668	<b>32.824</b>	21.187	17.526	1'44.205	274,8	16:20'18.992
6	32.495	33.050	21.270	<b>17.347</b>	1'44.162	<b>276,2</b>	16:22'03.154
7	32.643	32.894	<b>20.814</b>	<b>17.647</b>	<b>1'43.998</b>	275,5	16:23'47.152
8	34.768	35.131	22.384	28.555	2'00.838P	272,7	16:25'47.990

123 Taurino Racing by D Motorsport (1'43.660)

Lap	Seg.1	Seg.2	Seg.3	Seg.4	Lap Time	km/h	Local Time
Richard Antinucci							
1		33.957	21.421	17.873			16:11'56.604
2	32.603	32.942	24.658	18.035	1'48.238	271,4	16:13'44.842
3	32.417	32.936	<b>20.800</b>	17.632	1'43.785	275,5	16:15'28.627
4	32.565	33.444	21.016	17.572	1'44.597	274,8	16:17'13.224
5	32.386	32.871	23.014	17.802	1'46.073	275,5	16:18'59.297
6	32.487	32.849	20.994	17.414	1'43.744	275,5	16:20'43.041
7	39.715	42.595	26.564	18.051	2'06.925	<b>276,2</b>	16:22'49.966
8	32.410	<b>32.714</b>	22.630	17.773	1'45.527	275,5	16:24'35.493
9	<b>32.380</b>	32.858	28.196	18.934	1'52.368	275,5	16:26'27.861
10	32.385	32.883	21.136	<b>17.256</b>	<b>1'43.660</b>	275,5	16:28'11.521
11	41.937	40.305	27.425	18.375	2'08.042	222,2	16:30'19.563

147 PPM (1'43.326)

Lap	Seg.1	Seg.2	Seg.3	Seg.4	Lap Time	km/h	Local Time
Bryan Ortiz							
1		36.052	25.185	17.980			16:13'27.136
2	33.081	33.114	20.743	17.819	1'44.757	271,4	16:15'11.893
3	32.322	<b>32.720</b>	<b>20.724</b>	17.560	<b>1'43.326</b>	273,4	16:16'55.219
4	<b>32.241</b>	33.212	21.458	<b>17.414</b>	1'44.325	274,8	16:18'39.544
5	32.311	33.134	20.983	17.580	1'44.008	<b>276,2</b>	16:20'23.552
6	32.326	33.062	33.747	18.614	1'57.749	275,5	16:22'21.301
7	32.478	33.868	24.538	28.733	1'59.617P	275,5	16:24'20.918

148 PPM (1'44.682)

Lap	Seg.1	Seg.2	Seg.3	Seg.4	Lap Time	km/h	Local Time
Nikko Reger							
1		37.128	23.610	18.527			16:13'15.083
2	33.100	33.377	<b>21.281</b>	17.790	1'45.548	268,7	16:15'00.631
3	32.629	<b>33.173</b>	21.338	17.962	1'45.102	272,0	16:16'45.733
4	32.801	33.355	21.296	<b>17.654</b>	1'45.106	272,0	16:18'30.839
5	<b>32.318</b>	33.331	21.341	17.692	<b>1'44.682</b>	<b>273,4</b>	16:20'15.521
6	37.319	40.087	24.324	28.310	2'10.040P	235,3	16:22'25.561

150 US RaceTronics (1'43.879)

Lap	Seg.1	Seg.2	Seg.3	Seg.4	Lap Time	km/h	Local Time
Edoardo Piscopo							
1		41.909	26.943	32.920			16:14'16.962
2	34.011	42.477	22.995	20.156	1'59.639	262,1	16:16'16.601
3	32.579	33.673	22.570	17.445	1'46.267	272,7	16:18'02.868
4	32.362	<b>32.727</b>	<b>21.063</b>	17.357	1'43.509C	274,1	16:19'46.377
5	34.087	35.312	26.777	17.486	1'53.662	<b>275,5</b>	16:21'40.039
6	32.463	32.970	21.119	<b>17.341</b>	1'43.893	273,4	16:23'23.932
7	<b>32.259</b>	32.959	21.226	17.435	<b>1'43.879</b>	<b>275,5</b>	16:25'07.811
8	32.579	38.928	22.369	17.661	1'51.537	274,8	16:26'59.348
9	32.455	36.570	22.804	17.610	1'49.439	274,1	16:28'48.787
10	32.453	32.828	21.129	28.815	1'55.225P	274,8	16:30'44.012

151 MCR Racing (1'45.843)

Lap	Seg.1	Seg.2	Seg.3	Seg.4	Lap Time	km/h	Local Time
Claude Senhoret							
1		35.284	25.008	19.117			16:12'38.119
2	33.203	34.073	25.418	21.176	1'53.870	264,7	16:14'31.989
3	36.832	34.016	25.008	18.512	1'54.368	191,2	16:16'26.357
4	32.895	33.440	21.505	<b>18.003</b>	<b>1'45.843</b>	267,3	16:18'12.200
5	<b>32.813</b>	<b>33.210</b>	23.265	19.701	1'48.989	270,0	16:20'01.189
6	33.028	33.638	29.257	19.782	1'55.705	269,3	16:21'56.894
7	33.318	33.595	24.573	18.273	1'49.759	266,7	16:23'46.653
8	33.172	36.353	22.585	18.328	1'50.438	270,0	16:25'37.091
9	33.001	36.858	25.738	18.323	1'53.920	269,3	16:27'31.011
10	33.056	34.325	<b>21.204</b>	18.086	1'46.671	268,0	16:29'17.682

130 ANSA Motorsports (1'42.749)

Lap	Seg.1	Seg.2	Seg.3	Seg.4	Lap Time	km/h	Local Time
Nelson jr Piquet							
1		34.507	21.092	17.733			16:11'53.418
2	32.256	34.154	25.031	17.601	1'49.042	274,8	16:13'42.460
3	31.950	32.804	<b>20.759</b>	18.663	1'44.176	277,6	16:15'26.636
4	<b>31.767</b>	<b>32.581</b>	<b>20.819</b>	<b>17.582</b>	<b>1'42.749</b>	278,4	16:17'09.385

03/11/2022

P = Pits In/Out - C = Lap Time Cancelled

Powered by FICr Perugia Timing

ROGER DUBUIS

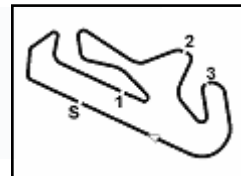




SQUADRA CORSE

6<sup>th</sup> ROUND

6.4



# Lamborghini Super Trofeo - Round 6 - Portimao

## Super Trofeo North America - Analysis Qualifying 2

Autodromo Int. do Algarve 4.653 m

3 / 3

11	33.174	35.669	24.304	27.076	2'00.223P	<b>270,7</b>	16:31'17.905
----	--------	--------	--------	--------	-----------	--------------	--------------

7	32.228	32.671	<b>20.872</b>	17.670	1'43.441	<b>275,5</b>	16:22'46.315
8	46.507	37.206	21.355	<b>17.418</b>	2'02.486	260,9	16:24'48.801
9	<b>32.149</b>	32.761	22.182	17.575	1'44.667	274,1	16:26'33.468
10	32.189	34.147	26.109	30.004	2'02.449P	274,1	16:28'35.917

**153 Wayne Taylor Racing (1'43.973)**

Lap	Seg.1	Seg.2	Seg.3	Seg.4	Lap Time	km/h	Local Time
Jordan Missig							
1		35.271	25.143	18.518			16:13'10.638
2	32.580	33.284	20.993	17.529	1'44.386	272,0	16:14'55.024
3	32.439	33.428	23.370	17.673	1'46.910	274,8	16:16'41.934
4	33.022	33.446	21.515	17.674	1'45.657	274,8	16:18'27.591
5	32.458	<b>33.091</b>	21.170	17.737	1'44.456	274,1	16:20'12.047
6	32.546	33.683	35.456	20.636	2'02.321	274,1	16:22'14.368
7	32.693	33.262	21.055	<b>17.448</b>	1'44.458	272,7	16:23'58.826
8	32.616	33.538	26.982	17.771	1'50.907	274,8	16:25'49.733
9	32.385	33.312	21.239	17.731	1'44.667	274,1	16:27'34.400
10	<b>32.221</b>	33.117	<b>20.928</b>	17.707	<b>1'43.973</b>	274,1	16:29'18.373
11	33.779	37.469	22.878	27.448	2'01.574P	<b>275,5</b>	16:31'19.947

**189 NTE Sport (1'47.936)**

Lap	Seg.1	Seg.2	Seg.3	Seg.4	Lap Time	km/h	Local Time
Fred Roberts							
1		35.477	22.494	18.730			16:12'23.196
2	33.950	34.046	<b>22.041</b>	18.418	1'48.455	264,7	16:14'11.651
3	<b>33.258</b>	<b>34.034</b>	22.298	18.429	1'48.019	268,0	16:15'59.670
4	39.638	37.306	22.257	18.366	1'57.567	268,0	16:17'57.237
5	33.355	34.070	22.182	<b>18.329</b>	<b>1'47.936</b>	267,3	16:19'45.173
6	36.953	38.108	26.589	33.650	2'15.300P	<b>268,7</b>	16:22'00.473

**199 ANSA Motorsports (1'55.236)**

Lap	Seg.1	Seg.2	Seg.3	Seg.4	Lap Time	km/h	Local Time
Ron Atapattu							
1		37.574	24.131	20.155			16:17'41.540
2	36.917	37.585	23.330	19.868	1'57.700	263,4	16:19'39.240
3	<b>35.289</b>	<b>36.978</b>	23.344	<b>19.625</b>	<b>1'55.236</b>	256,5	16:21'34.476
4	35.489	37.269	23.455	19.784	1'55.997	<b>266,0</b>	16:23'30.473
5	35.488	37.329	<b>23.315</b>	19.905	1'56.037	265,4	16:25'26.510
6	40.518	43.836	26.921	35.042	2'26.317P	263,4	16:27'52.827

**154 Dream Racing Motorsport (1'51.452)**

Lap	Seg.1	Seg.2	Seg.3	Seg.4	Lap Time	km/h	Local Time
Jason Gagne-Keats							
1		37.509	23.633	<b>18.723</b>			16:12'14.651
2	34.713	<b>35.265</b>	22.717	18.757	<b>1'51.452</b>	264,7	16:14'06.103
3	<b>34.501</b>	35.328	<b>22.456</b>	19.647	1'51.932	<b>267,3</b>	16:15'58.035
4	43.122	41.787	29.643	32.874	2'27.426P	213,4	16:18'25.461

**164 Kpax Racing (1'47.895)**

Lap	Seg.1	Seg.2	Seg.3	Seg.4	Lap Time	km/h	Local Time
Thomas Tait							
1		37.685	22.321	18.942			16:12'10.296
2	34.692	35.598	22.427	18.881	1'51.598	267,3	16:14'01.894
3	33.855	34.859	22.312	18.771	1'49.797	267,3	16:15'51.691
4	33.910	34.729	22.180	19.292	1'50.111	267,3	16:17'41.802
5	35.055	35.082	22.328	18.531	1'50.996	267,3	16:19'32.798
6	33.957	34.871	22.241	18.949	1'50.018	268,0	16:21'22.816
7	34.510	34.666	21.964	18.615	1'49.755	268,0	16:23'12.571
8	33.468	34.262	22.002	18.499	1'48.231	268,0	16:25'00.802
9	35.384	35.163	22.290	<b>18.193</b>	1'51.030	268,0	16:26'51.832
10	33.528	34.299	<b>21.742</b>	18.326	<b>1'47.895</b>	<b>270,7</b>	16:28'39.727
11	<b>33.399</b>	<b>34.218</b>	22.112	18.307	1'48.036	270,0	16:30'27.763

**171 TPC Racing (1'42.810)**

Lap	Seg.1	Seg.2	Seg.3	Seg.4	Lap Time	km/h	Local Time
Billy Johnson							
1		33.955	23.572	19.556			16:12'01.735
2	32.476	<b>32.436</b>	21.060	17.484	1'43.456	271,4	16:13'45.191
3	34.813	33.748	22.069	18.288	1'48.918	<b>275,5</b>	16:15'34.109
4	32.146	32.546	21.060	<b>17.366</b>	1'43.118	274,1	16:17'17.227
5	<b>31.962</b>	32.484	<b>20.896</b>	17.468	<b>1'42.810</b>	274,1	16:19'00.037
6	32.220	34.819	22.806	17.902	1'47.747	274,1	16:20'47.784
7	32.238	35.283	25.029	17.590	1'50.140	274,1	16:22'37.924
8	32.099	36.344	22.141	17.458	1'48.042	274,8	16:24'25.966
9	32.114	33.919	21.570	25.249	1'52.852P	274,1	16:26'18.818

**188 Taurino Racing by D Motorsport (1'43.367)**

Lap	Seg.1	Seg.2	Seg.3	Seg.4	Lap Time	km/h	Local Time
Giano Taurino							
1		34.310	26.017	17.789			16:12'03.232
2	32.565	<b>32.583</b>	21.030	17.481	1'43.659	272,7	16:13'46.891
3	32.237	32.602	21.015	17.513	<b>1'43.367</b>	274,8	16:15'30.258
4	32.389	32.609	21.143	17.546	1'43.687	274,8	16:17'13.945
5	37.924	45.700	24.000	17.683	2'05.307	274,8	16:19'19.252
6	32.343	32.758	20.985	17.536	1'43.622	272,7	16:21'02.874

03/11/2022

P = Pits In/Out - C = Lap Time Cancelled

Powered by FICr Perugia Timing

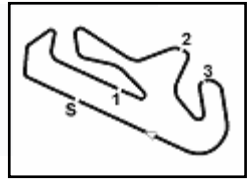
ROGER DUBUIS





6<sup>th</sup> ROUND

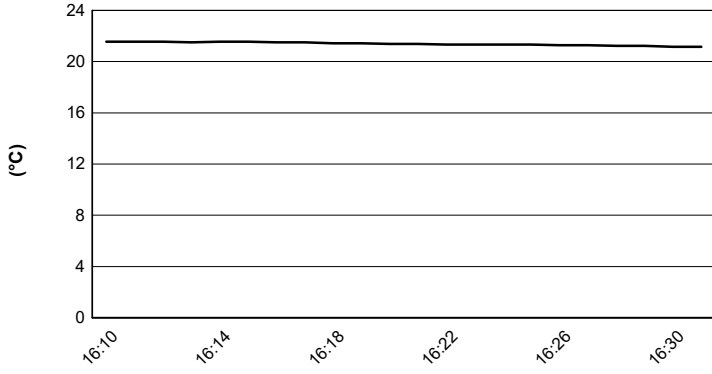
6.5



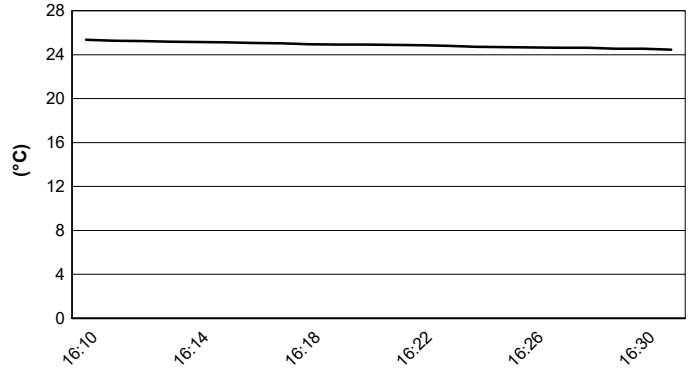
Lamborghini Super Trofeo - Round 6 - Portimao  
Super Trofeo North America - Weather Report Qualifying 2  
Session started 16:10 - Session ended 16:31

Autodromo Int. do Algarve 4.653 m

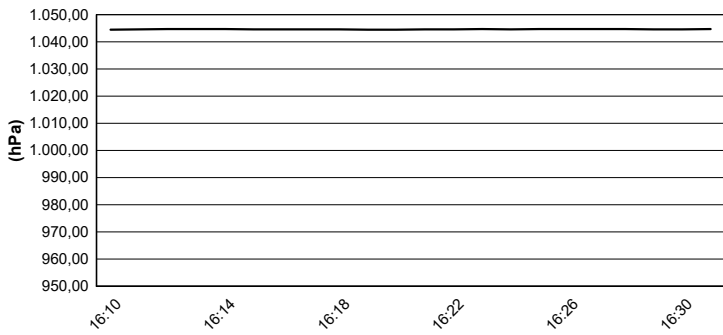
Air Temperature



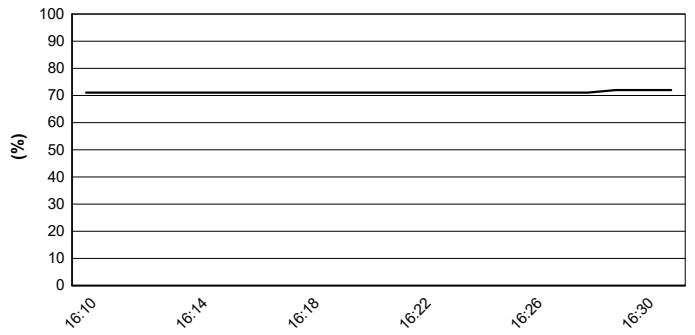
Track Temperature



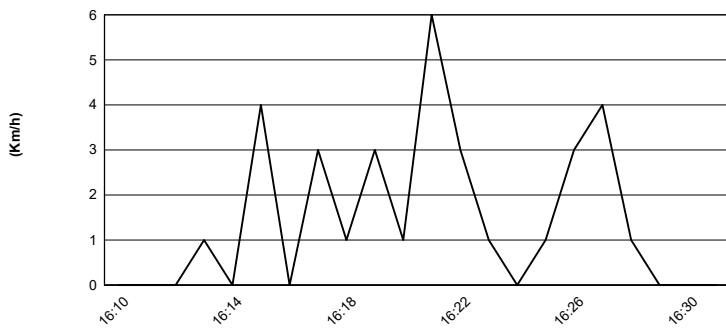
Air Pressure



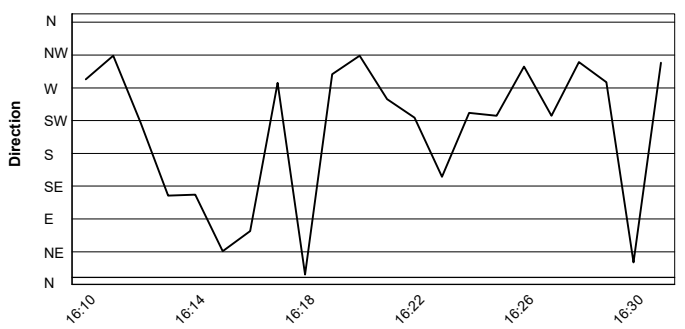
Humidity



Wind Speed



Wind Direction



03/11/2022