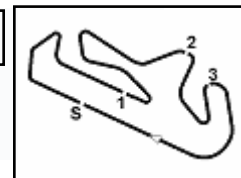


6<sup>th</sup> ROUND

5.1



## Lamborghini Super Trofeo - Round 6 - Portimao

## Super Trofeo North America - Results Qualifying 1

Autodromo Int. do Algarve 4.653 m

1 / 2

No. Driver	Nat	Entrant	Team	Car	Class	Time	Gap	Rel.	Laps
1 150 KUJALA Patrick	FIN	US RaceTronics	US RaceTronics	Huracán Super Trofeo EVO2	PRO	<b>1'42.201</b>			6
2 130 PIQUET Nelson jr	BRA	ANSA Motorsports	ANSA Motorsports	Huracán Super Trofeo EVO2	PRO	<b>1'42.381</b>	0.180	0.180	5
3 188 SPINELLI Loris	ITA	Taurino Racing by D Motorsp	Taurino Racing by D Motorsport	Huracán Super Trofeo EVO2	PRO	<b>1'42.436</b>	0.235	0.055	6
4 101 FORMAL Danny	CRI	Wayne Taylor Racing	Wayne Taylor Racing	Huracán Super Trofeo EVO2	PRO	<b>1'42.462</b>	0.261	0.026	7
5 127 LIBERATI Edoardo	ITA	Dream Racing Motorsport	Dream Racing Motorsport	Huracán Super Trofeo EVO2	PRO	<b>1'42.599</b>	0.398	0.137	8
6 123 BERKELEY Luke	USA	Taurino Racing by D Motorsp	Taurino Racing by D Motorsport	Huracán Super Trofeo EVO2	PRO	<b>1'43.313</b>	1.112	0.714	6
7 146 DUBETS John	USA	PPM	Precision Performance Motorsports	Huracán Super Trofeo EVO2	PROAM	<b>1'43.537</b>	1.336	0.224	8
8 199 O'BRIEN Jordan	USA	ANSA Motorsports	ANSA Motorsports	Huracán Super Trofeo EVO2	AM	<b>1'43.577</b>	1.376	0.040	9
9 147 CARAZO Sebastian	PRI	PPM	Precision Performance Motorsports	Huracán Super Trofeo EVO2	PROAM	<b>1'44.035</b>	1.834	0.458	5
10 171 JOHNSON Billy	USA	TPC Racing	TPC Racing	Huracán Super Trofeo EVO2	PRO	<b>1'44.183</b>	1.982	0.148	6
11 153 YODER Aidan	USA	Wayne Taylor Racing	Wayne Taylor Racing	Huracán Super Trofeo EVO2	PRO	<b>1'44.187</b>	1.986	0.004	7
12 125 HARRISON Ashton	USA	Wayne Taylor Racing	Wayne Taylor Racing	Huracán Super Trofeo EVO2	PROAM	<b>1'44.558</b>	2.357	0.371	9
13 148 STAAB David	USA	PPM	Precision Performance Motorsports	Huracán Super Trofeo EVO2	AM	<b>1'44.790</b>	2.589	0.232	8
14 119 CHANDRASOMA Shehan	USA	MCR Racing	MCR Racing	Huracán Super Trofeo EVO2	AM	<b>1'44.931</b>	2.730	0.141	6
15 120 AU Alex	HKG	Dream Racing Motorsport	Dream Racing Motorsport	Huracán Super Trofeo EVO2	AM	<b>1'45.144</b>	2.943	0.213	6
16 151 SENHORETI Claude	BRA	MCR Racing	MCR Racing	Huracán Super Trofeo EVO2	AM	<b>1'45.408</b>	3.207	0.264	10
17 154 MARTIN Charlie	GBR	Dream Racing Motorsport	Dream Racing Motorsport	Huracán Super Trofeo EVO2	LC	<b>1'45.666</b>	3.465	0.258	10
18 108 OCKEY Damon	CAN	US RaceTronics	US RaceTronics	Huracán Super Trofeo EVO2	PROAM	<b>1'46.150</b>	3.949	0.484	9
19 103 SELLARI Randy	USA	Wayne Taylor Racing	Wayne Taylor Racing	Huracán Super Trofeo EVO2	AM	<b>1'46.517</b>	4.316	0.367	9
20 104 MENNELLA Michael	USA	MCR Racing	MCR Racing	Huracán Super Trofeo EVO2	AM	<b>1'46.646</b>	4.445	0.129	8
21 189 ROBERTS Fred	CAN	NTE Sport	NTE Sport	Huracán Super Trofeo EVO2	LC	<b>1'48.303</b>	6.102	1.657	10
22 164 TAIT Thomas	USA	Kpax Racing	Flying Lizard Motorsports	Huracán Super Trofeo EVO2	AM	<b>1'48.519</b>	6.318	0.216	10
23 113 HIRSHBERG Jon	USA	US RaceTronics	US RaceTronics	Huracán Super Trofeo EVO2	LC	<b>1'48.949</b>	6.748	0.430	8
24 109 SLIMP Wesley	USA	TPC Racing	TPC Racing	Huracán Super Trofeo EVO2	AM	<b>1'49.942</b>	7.741	0.993	10
25 118 TARI Tiger	USA	NTE Sport	NTE Sport	Huracán Super Trofeo EVO2	LC	<b>1'52.736</b>	10.535	2.794	10
26 102 GROSSBERG Alan	USA	Dream Racing Motorsport	Dream Racing Motorsport	Huracán Super Trofeo EVO2	LC	<b>2'01.743</b>	19.542	9.007	6
27 114 STEWART Slade	USA	Kpax Racing	Flying Lizard Motorsports	Huracán Super Trofeo EVO2	LC				0

Humidity:	69%	AIR	21°C
Condition:	DRY	Track	26°C

Clerk of the Course : Delcio Santos

Race Director : Todd Snyder

	Start	End
03/11/2022	15:40	16:01

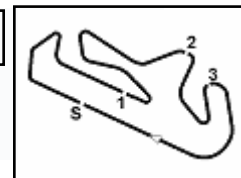
Powered by FICr Perugia Timing

ROGER DUBUIS



6<sup>th</sup> ROUND

5.1



## Lamborghini Super Trofeo - Round 6 - Portimao

## Super Trofeo North America - Results Qualifying 1

Autodromo Int. do Algarve 4.653 m

2 / 2

## Penalty and Infringement

16.35 127 Dream Racing Motorsport Time Deleted (1.42:507) - Exceeded Track Limits  
 16.36 171 TPC Racing Time Deleted (1.42:533) - Exceeded Track Limits

## Fastest Laps Sequence

No.	Entrant	Nat	Team	Car	Local Time	Time	Gap	Avg
130	N. PIQUET	BRA	ANSA Motorsports	Huracán Super Trofeo EVO2	15:43'50.074	<b>1'48.270</b>		154,713
188	L. SPINELLI	ITA	Taurino Racing by D Motorsport	Huracán Super Trofeo EVO2	15:43'52.061	<b>1'47.699</b>	-0.571	155,533
123	L. BERKELEY	USA	Taurino Racing by D Motorsport	Huracán Super Trofeo EVO2	15:44'06.565	<b>1'45.331</b>	-2.368	159,030
171	B. JOHNSON	USA	TPC Racing	Huracán Super Trofeo EVO2	15:45'43.294	<b>1'44.183</b>	-1.148	160,782
123	L. BERKELEY	USA	Taurino Racing by D Motorsport	Huracán Super Trofeo EVO2	15:45'50.266	<b>1'43.701</b>	-0.482	161,530
101	D. FORMAL	CAN	Wayne Taylor Racing	Huracán Super Trofeo EVO2	15:47'10.484	<b>1'42.912</b>	-0.789	162,768
127	E. LIBERATI	ITA	Dream Racing Motorsport	Huracán Super Trofeo EVO2	15:47'25.409	<b>1'42.599</b>	-0.313	163,265
130	N. PIQUET	BRA	ANSA Motorsports	Huracán Super Trofeo EVO2	15:49'13.096	<b>1'42.381</b>	-0.218	163,612
150	P. KUJALA	ITA	US RaceTronics	Huracán Super Trofeo EVO2	15:49'24.150	<b>1'42.201</b>	-0.180	163,901

Clerk of the Course : Delcio Santos

Race Director : Todd Snyder

03/11/2022 Start 15:40 End 16:01

Powered by FICr Perugia Timing

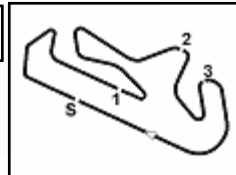
ROGER DUBUIS





6<sup>th</sup> ROUND

5.2



# Lamborghini Super Trofeo - Round 6 - Portimao Super Trofeo North America - Sectors and Speed Qualifying 1

Autodromo Int. do Algarve 4.653 m

### BEST LAP

1	150 KUJALA Patrick	Huracán Super Trofeo EVO2	1'42.201
2	130 PIQUET Nelson jr	Huracán Super Trofeo EVO2	1'42.381
3	188 SPINELLI Loris	Huracán Super Trofeo EVO2	1'42.436
4	101 FORMAL Danny	Huracán Super Trofeo EVO2	1'42.462
5	127 LIBERATI Edoardo	Huracán Super Trofeo EVO2	1'42.599
6	123 BERKELEY Luke	Huracán Super Trofeo EVO2	1'43.313
7	146 DUBETS John	Huracán Super Trofeo EVO2	1'43.537
8	199 O'BRIEN Jordan	Huracán Super Trofeo EVO2	1'43.577
9	147 CARAZO Sebastian	Huracán Super Trofeo EVO2	1'44.035
10	171 JOHNSON Billy	Huracán Super Trofeo EVO2	1'44.183
11	153 YODER Aidan	Huracán Super Trofeo EVO2	1'44.187
12	125 HARRISON Ashton	Huracán Super Trofeo EVO2	1'44.558
13	148 STAAB David	Huracán Super Trofeo EVO2	1'44.790
14	119 CHANDRASOMA Shehan	Huracán Super Trofeo EVO2	1'44.931
15	120 AU Alex	Huracán Super Trofeo EVO2	1'45.144
16	151 SENHORETI Claude	Huracán Super Trofeo EVO2	1'45.408
17	154 MARTIN Charlie	Huracán Super Trofeo EVO2	1'45.666
18	108 OCKEY Damon	Huracán Super Trofeo EVO2	1'46.150
19	103 SELLARI Randy	Huracán Super Trofeo EVO2	1'46.517
20	104 MENNELLA Michael	Huracán Super Trofeo EVO2	1'46.646
21	189 ROBERTS Fred	Huracán Super Trofeo EVO2	1'48.303
22	164 TAIT Thomas	Huracán Super Trofeo EVO2	1'48.519
23	113 HIRSHBERG Jon	Huracán Super Trofeo EVO2	1'48.949
24	109 SLIMP Wesley	Huracán Super Trofeo EVO2	1'49.942
25	118 TARI Tiger	Huracán Super Trofeo EVO2	1'52.736
26	102 GROSSBERG Alan	Huracán Super Trofeo EVO2	2'01.743
27	114 STEWART Slade	Huracán Super Trofeo EVO2	

### SPEED

1	130 PIQUET Nelson jr	Huracán Super Trofeo EVO2	279,1
2	125 HARRISON Ashton	Huracán Super Trofeo EVO2	277,6
3	101 FORMAL Danny	Huracán Super Trofeo EVO2	276,9
4	108 OCKEY Damon	Huracán Super Trofeo EVO2	276,9
5	150 KUJALA Patrick	Huracán Super Trofeo EVO2	276,9
6	153 YODER Aidan	Huracán Super Trofeo EVO2	276,9
7	123 BERKELEY Luke	Huracán Super Trofeo EVO2	276,2
8	146 DUBETS John	Huracán Super Trofeo EVO2	276,2
9	147 CARAZO Sebastian	Huracán Super Trofeo EVO2	276,2
10	188 SPINELLI Loris	Huracán Super Trofeo EVO2	276,2
11	171 JOHNSON Billy	Huracán Super Trofeo EVO2	275,5
12	127 LIBERATI Edoardo	Huracán Super Trofeo EVO2	275,5
13	199 O'BRIEN Jordan	Huracán Super Trofeo EVO2	274,8
14	148 STAAB David	Huracán Super Trofeo EVO2	274,8
15	103 SELLARI Randy	Huracán Super Trofeo EVO2	274,1
16	113 HIRSHBERG Jon	Huracán Super Trofeo EVO2	272,0
17	119 CHANDRASOMA Shehan	Huracán Super Trofeo EVO2	272,0
18	151 SENHORETI Claude	Huracán Super Trofeo EVO2	272,0
19	154 MARTIN Charlie	Huracán Super Trofeo EVO2	272,0
20	104 MENNELLA Michael	Huracán Super Trofeo EVO2	270,7
21	109 SLIMP Wesley	Huracán Super Trofeo EVO2	270,0
22	120 AU Alex	Huracán Super Trofeo EVO2	270,0
23	164 TAIT Thomas	Huracán Super Trofeo EVO2	269,3
24	189 ROBERTS Fred	Huracán Super Trofeo EVO2	268,7
25	118 TARI Tiger	Huracán Super Trofeo EVO2	268,0
26	102 GROSSBERG Alan	Huracán Super Trofeo EVO2	253,5

### SEG. 1

1	130 PIQUET Nelson jr	31.706
2	150 KUJALA Patrick	31.730
3	188 SPINELLI Loris	31.773
4	101 FORMAL Danny	31.927
5	127 LIBERATI Edoardo	31.967
6	171 JOHNSON Billy	31.999
7	123 BERKELEY Luke	32.080
8	199 O'BRIEN Jordan	32.153
9	146 DUBETS John	32.279
10	147 CARAZO Sebastian	32.327
11	125 HARRISON Ashton	32.335
12	153 YODER Aidan	32.461
13	148 STAAB David	32.610
14	119 CHANDRASOMA Sheha	32.641
15	120 AU Alex	32.796
16	154 MARTIN Charlie	32.816
17	151 SENHORETI Claude	32.908
18	103 SELLARI Randy	33.020
19	108 OCKEY Damon	33.044
20	104 MENNELLA Michael	33.211
21	189 ROBERTS Fred	33.447
22	113 HIRSHBERG Jon	33.689
23	164 TAIT Thomas	33.794
24	109 SLIMP Wesley	33.985
25	118 TARI Tiger	34.423
26	102 GROSSBERG Alan	36.820

### SEG. 2

1	188 SPINELLI Loris	32.260
2	101 FORMAL Danny	32.279
3	171 JOHNSON Billy	32.313
4	123 BERKELEY Luke	32.403
5	130 PIQUET Nelson jr	32.446
6	127 LIBERATI Edoardo	32.462
7	150 KUJALA Patrick	32.482
8	199 O'BRIEN Jordan	32.665
9	146 DUBETS John	32.880
10	147 CARAZO Sebastian	32.992
11	153 YODER Aidan	33.017
12	125 HARRISON Ashton	33.230
13	119 CHANDRASOMA Sheha	33.243
14	148 STAAB David	33.282
15	120 AU Alex	33.340
16	151 SENHORETI Claude	33.438
17	154 MARTIN Charlie	33.569
18	108 OCKEY Damon	33.654
19	104 MENNELLA Michael	33.730
20	103 SELLARI Randy	33.809
21	189 ROBERTS Fred	34.017
22	164 TAIT Thomas	34.468
23	109 SLIMP Wesley	34.652
24	113 HIRSHBERG Jon	34.950
25	118 TARI Tiger	35.576
26	102 GROSSBERG Alan	38.680

### SEG. 3

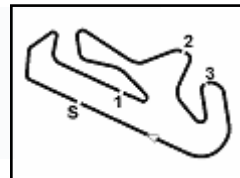
1	150 KUJALA Patrick	20.415
2	127 LIBERATI Edoardo	20.450
3	130 PIQUET Nelson jr	20.512
4	188 SPINELLI Loris	20.580
5	101 FORMAL Danny	20.701
6	146 DUBETS John	20.717
7	123 BERKELEY Luke	20.775
8	199 O'BRIEN Jordan	20.878
9	171 JOHNSON Billy	20.935
10	153 YODER Aidan	20.985
11	119 CHANDRASOMA Sheha	21.000
12	108 OCKEY Damon	21.055
13	147 CARAZO Sebastian	21.084
14	125 HARRISON Ashton	21.088
15	148 STAAB David	21.093
16	151 SENHORETI Claude	21.127
17	120 AU Alex	21.164
18	154 MARTIN Charlie	21.206
19	104 MENNELLA Michael	21.427
20	103 SELLARI Randy	21.545
21	113 HIRSHBERG Jon	21.791
22	164 TAIT Thomas	21.849
23	189 ROBERTS Fred	21.905
24	109 SLIMP Wesley	22.351
25	118 TARI Tiger	22.783
26	102 GROSSBERG Alan	24.194

### SEG. 4

1	171 JOHNSON Billy	17.272
2	188 SPINELLI Loris	17.302
3	199 O'BRIEN Jordan	17.340
4	127 LIBERATI Edoardo	17.353
5	101 FORMAL Danny	17.382
6	130 PIQUET Nelson jr	17.410
7	150 KUJALA Patrick	17.430
8	153 YODER Aidan	17.483
9	146 DUBETS John	17.492
10	123 BERKELEY Luke	17.517
11	147 CARAZO Sebastian	17.632
12	120 AU Alex	17.685
13	119 CHANDRASOMA Sheha	17.703
14	108 OCKEY Damon	17.713
15	125 HARRISON Ashton	17.739
16	148 STAAB David	17.803
17	104 MENNELLA Michael	17.859
18	151 SENHORETI Claude	17.866
19	154 MARTIN Charlie	17.912
20	103 SELLARI Randy	17.950
21	113 HIRSHBERG Jon	18.209
22	109 SLIMP Wesley	18.257
23	164 TAIT Thomas	18.280
24	189 ROBERTS Fred	18.586
25	118 TARI Tiger	19.024
26	102 GROSSBERG Alan	20.592

6<sup>th</sup> ROUND

5.3



# Lamborghini Super Trofeo - Round 6 - Portimao

## Super Trofeo North America - Ideal Time Qualifying 1

Autodromo Int. do Algarve 4.653 m

No. Entrant	Car	Seg. 1 Diff. 1	Seg. 2 Diff. 2	Seg. 3 Diff. 3	Seg. 4 Diff. 4	Ideal Time		
						Best Lap	Pos.	Diff.
1 188 TAURINO RACING BY D	Huracán Super Trofeo EVO2	31.773	32.260 +0.226	20.580 +0.119	17.302 +0.176	<b>1'41.915</b> 1'42.436	3	0.521
2 150 US RACETRONICS	Huracán Super Trofeo EVO2	31.730	32.482	20.415 +0.128	17.430 +0.016	<b>1'42.057</b> 1'42.201	1	0.144
3 130 ANSA MOTORSPORTS	Huracán Super Trofeo EVO2	31.706 +0.241	32.446 +0.066	20.512	17.410	<b>1'42.074</b> 1'42.381	2	0.307
4 127 DREAM RACING MOTO	Huracán Super Trofeo EVO2	31.967 +0.241	32.462 +0.046	20.450	17.353 +0.080	<b>1'42.232</b> 1'42.599	5	0.367
5 101 WAYNE TAYLOR RACIN	Huracán Super Trofeo EVO2	31.927 +0.069	32.279	20.701 +0.079	17.382 +0.025	<b>1'42.289</b> 1'42.462	4	0.173
6 171 TPC RACING	Huracán Super Trofeo EVO2	31.999 +0.290	32.313 +0.208	20.935 +0.256	17.272 +0.910	<b>1'42.519</b> 1'44.183	10	1.664
7 123 TAURINO RACING BY D	Huracán Super Trofeo EVO2	32.080 +0.124	32.403 +0.190	20.775 +0.145	17.517 +0.079	<b>1'42.775</b> 1'43.313	6	0.538
8 199 ANSA MOTORSPORTS	Huracán Super Trofeo EVO2	32.153 +0.175	32.665 +0.224	20.878	17.340 +0.142	<b>1'43.036</b> 1'43.577	8	0.541
9 146 PPM	Huracán Super Trofeo EVO2	32.279 +0.142	32.880	20.717	17.492 +0.027	<b>1'43.368</b> 1'43.537	7	0.169
10 153 WAYNE TAYLOR RACIN	Huracán Super Trofeo EVO2	32.461 +0.096	33.017 +0.138	20.985	17.483 +0.007	<b>1'43.946</b> 1'44.187	11	0.241
11 147 PPM	Huracán Super Trofeo EVO2	32.327	32.992	21.084	17.632	<b>1'44.035</b> 1'44.035	9	
12 125 WAYNE TAYLOR RACIN	Huracán Super Trofeo EVO2	32.335	33.230	21.088 +0.108	17.739 +0.058	<b>1'44.392</b> 1'44.558	12	0.166
13 119 MCR RACING	Huracán Super Trofeo EVO2	32.641 +0.077	33.243	21.000 +0.267	17.703	<b>1'44.587</b> 1'44.931	14	0.344
14 148 PPM	Huracán Super Trofeo EVO2	32.610	33.282	21.093 +0.002	17.803	<b>1'44.788</b> 1'44.790	13	0.002
15 120 DREAM RACING MOTO	Huracán Super Trofeo EVO2	32.796	33.340	21.164	17.685 +0.159	<b>1'44.985</b> 1'45.144	15	0.159
16 151 MCR RACING	Huracán Super Trofeo EVO2	32.908 +0.016	33.438	21.127	17.866 +0.053	<b>1'45.339</b> 1'45.408	16	0.069
17 108 US RACETRONICS	Huracán Super Trofeo EVO2	33.044 +0.225	33.654 +0.145	21.055 +0.314	17.713	<b>1'45.466</b> 1'46.150	18	0.684
18 154 DREAM RACING MOTO	Huracán Super Trofeo EVO2	32.816 +0.130	33.569 +0.002	21.206	17.912 +0.031	<b>1'45.503</b> 1'45.666	17	0.163
19 104 MCR RACING	Huracán Super Trofeo EVO2	33.211 +0.282	33.730 +0.137	21.427	17.859	<b>1'46.227</b> 1'46.646	20	0.419
20 103 WAYNE TAYLOR RACIN	Huracán Super Trofeo EVO2	33.020	33.809 +0.088	21.545	17.950 +0.105	<b>1'46.324</b> 1'46.517	19	0.193
21 189 NTE SPORT	Huracán Super Trofeo EVO2	33.447	34.017 +0.086	21.905 +0.171	18.586 +0.091	<b>1'47.955</b> 1'48.303	21	0.348
22 164 KPAX RACING	Huracán Super Trofeo EVO2	33.794 +0.024	34.468 +0.042	21.849 +0.062	18.280	<b>1'48.391</b> 1'48.519	22	0.128
23 113 US RACETRONICS	Huracán Super Trofeo EVO2	33.689 +0.082	34.950 +0.007	21.791 +0.221	18.209	<b>1'48.639</b> 1'48.949	23	0.310
24 109 TPC RACING	Huracán Super Trofeo EVO2	33.985 +0.099	34.652 +0.495	22.351	18.257 +0.103	<b>1'49.245</b> 1'49.942	24	0.697
25 118 NTE SPORT	Huracán Super Trofeo EVO2	34.423	35.576 +0.487	22.783 +0.166	19.024 +0.277	<b>1'51.806</b> 1'52.736	25	0.930
26 102 DREAM RACING MOTO	Huracán Super Trofeo EVO2	36.820	38.680 +0.774	24.194 +0.683	20.592	<b>2'00.286</b> 2'01.743	26	1.457
114 KPAX RACING	Huracán Super Trofeo EVO2							
<b>Overall Ideal Time</b>		31.706	32.260	20.415	17.272	<b>1'41.653</b>		

03/11/2022

Powered by FICr Perugia Timing

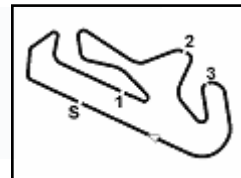
ROGER DUBUIS





6<sup>th</sup> ROUND

5.4



# Lamborghini Super Trofeo - Round 6 - Portimao Super Trofeo North America - Analysis Qualifying 1

Autodromo Int. do Algarve 4.653 m

1 / 3

### 101 Wayne Taylor Racing (1'42.462)

Lap	Seg.1	Seg.2	Seg.3	Seg.4	Lap Time	km/h	Local Time
Danny Formal							
1		39.728	23.254	18.827			15:43'34.181
2	35.366	34.910	25.548	17.567	1'53.391	239,5	15:45'27.572
3	32.201	32.600	<b>20.701</b>	17.410	1'42.912	274,8	15:47'10.484
4	<b>31.927</b>	33.159	34.128	17.540	1'56.754	<b>276,9</b>	15:49'07.238
5	32.031	36.411	21.975	<b>17.382</b>	1'47.799	276,2	15:50'55.037
6	31.968	37.337	25.021	17.393	1'51.719	276,2	15:52'46.756
7	31.996	<b>32.279</b>	20.780	17.407	<b>1'42.462</b>	276,2	15:54'29.218
8	38.113	43.952	25.516	29.308	2'16.889P	226,9	15:56'46.107

10	40.344	41.760	23.160	28.301	2'13.565P	201,9	16:00'09.967
----	--------	--------	--------	--------	-----------	-------	--------------

### 109 TPC Racing (1'49.942)

Lap	Seg.1	Seg.2	Seg.3	Seg.4	Lap Time	km/h	Local Time
Wesley Slimp							
1		49.437	29.495	22.137			15:42'53.807
2	38.012	38.060	23.921	19.137	1'59.130	255,9	15:44'52.937
3	34.630	35.474	22.597	18.334	1'51.035	264,7	15:46'43.972
4	36.200	35.087	22.356	18.557	1'52.200	268,0	15:48'36.172
5	34.099	35.011	22.732	18.335	1'50.177	267,3	15:50'26.349
6	34.300	<b>34.652</b>	22.712	20.524	1'52.188	268,7	15:52'18.537
7	35.540	36.767	23.292	<b>18.257</b>	1'53.856	266,0	15:54'12.393
8	34.084	35.147	<b>22.351</b>	<b>18.360</b>	<b>1'49.942</b>	268,0	15:56'02.335
9	<b>33.985</b>	35.211	24.095	19.554	1'52.845	<b>270,0</b>	15:57'55.180
10	35.265	35.103	22.526	18.390	1'51.284	260,9	15:59'46.464
11	34.233	35.500	22.944	20.076	1'52.753	267,3	16:01'39.217

### 102 Dream Racing Motorsport (2'01.743)

Lap	Seg.1	Seg.2	Seg.3	Seg.4	Lap Time	km/h	Local Time
Alan Grossberg							
1		45.690	26.993	23.009			15:42'36.781
2	38.052	39.046	<b>24.194</b>	21.395	2'02.687	<b>253,5</b>	15:44'39.468
3	39.300	38.775	24.359	20.971	2'03.405	233,8	15:46'42.873
4	38.377	<b>38.680</b>	25.200	21.015	2'03.272	250,0	15:48'46.145
5	37.836	39.529	24.928	21.131	2'03.424	243,2	15:50'49.569
6	<b>36.820</b>	39.454	24.877	<b>20.592</b>	<b>2'01.743</b>	240,5	15:52'51.312
7	38.595	38.909	25.241	28.823	2'11.568P	236,3	15:55'02.880

### 113 US RaceTronics (1'48.949)

Lap	Seg.1	Seg.2	Seg.3	Seg.4	Lap Time	km/h	Local Time
Jon Hirshberg							
1		42.531	25.969	21.792			15:42'30.757
2	37.066	37.164	22.913	19.175	1'56.318	252,3	15:44'27.075
3	34.407	35.188	21.855	18.699	1'50.149	268,0	15:46'17.224
4	33.771	34.957	22.012	<b>18.209</b>	<b>1'48.949</b>	269,3	15:48'06.173
5	<b>33.689</b>	35.011	21.921	18.825	1'49.446	<b>272,0</b>	15:49'55.619
6	34.100	35.214	<b>21.791</b>	18.473	1'49.578	267,3	15:51'45.197
7	35.548	36.244	22.414	18.558	1'52.764	270,7	15:53'37.961
8	34.631	<b>34.950</b>	23.708	18.784	1'52.073	270,7	15:55'30.034
9	34.231	42.921	31.709	34.201	2'23.062P	268,7	15:57'53.096

### 103 Wayne Taylor Racing (1'46.517)

Lap	Seg.1	Seg.2	Seg.3	Seg.4	Lap Time	km/h	Local Time
Randy Sellari							
1		42.442	24.246	19.276			15:43'25.727
2	34.650	35.531	23.600	18.462	1'52.243	267,3	15:45'17.970
3	33.496	34.150	21.688	18.051	1'47.385	272,7	15:47'05.355
4	<b>33.020</b>	33.897	<b>21.545</b>	18.055	<b>1'46.517</b>	273,4	15:48'51.872
5	33.475	33.969	21.691	<b>17.950</b>	1'47.085	<b>274,1</b>	15:50'38.957
6	33.169	<b>33.809</b>	21.970	18.179	1'47.127	273,4	15:52'26.084
7	33.459	35.023	22.347	18.224	1'49.053	<b>274,1</b>	15:54'15.137
8	33.301	37.025	24.152	18.450	1'52.928	<b>274,1</b>	15:56'08.065
9	33.086	33.894	22.314	18.140	1'47.434	<b>274,1</b>	15:57'55.499
10	33.756	34.976	22.812	27.502	1'59.046P	272,7	15:59'54.545

### 118 NTE Sport (1'52.736)

Lap	Seg.1	Seg.2	Seg.3	Seg.4	Lap Time	km/h	Local Time
Tiger Tari							
1		45.463	29.034	22.155			15:42'32.967
2	39.254	38.660	24.066	20.389	2'02.369	250,6	15:44'35.336
3	35.844	37.909	23.235	19.402	1'56.390	261,5	15:46'31.726
4	34.957	36.225	24.276	19.494	1'54.952	265,4	15:48'26.678
5	34.823	36.227	22.827	19.273	1'53.150	<b>268,0</b>	15:50'19.828
6	34.941	36.275	22.807	<b>19.024</b>	1'53.047	266,7	15:52'12.875
7	34.771	36.634	22.849	19.443	1'53.697	266,7	15:54'06.572
8	34.545	36.523	<b>22.783</b>	19.366	1'53.217	<b>268,0</b>	15:55'59.789
9	<b>34.423</b>	36.063	22.949	19.301	<b>1'52.736</b>	266,7	15:57'52.525
10	34.747	36.087	22.886	19.239	1'52.959	266,7	15:59'45.484
11	34.783	<b>35.576</b>	22.820	19.765	1'52.944	266,7	16:01'38.428

### 104 MCR Racing (1'46.646)

Lap	Seg.1	Seg.2	Seg.3	Seg.4	Lap Time	km/h	Local Time
Michael Mennella							
1		42.285	25.113	19.626			15:42'48.039
2	35.975	36.110	22.636	19.822	1'54.543	262,8	15:44'42.582
3	34.526	35.833	23.542	18.332	1'52.233	266,0	15:46'34.815
4	33.421	34.742	22.998	18.067	1'49.228	268,7	15:48'24.043
5	33.667	<b>33.730</b>	21.771	17.889	1'47.057	270,0	15:50'11.100
6	<b>33.211</b>	35.535	22.194	18.030	1'48.970	<b>270,7</b>	15:52'00.070
7	33.865	33.909	22.440	19.140	1'49.354	268,7	15:53'49.424
8	33.493	33.867	<b>21.427</b>	<b>17.859</b>	<b>1'46.646</b>	270,0	15:55'36.070
9	36.476	36.715	27.299	33.160	2'13.650P	258,4	15:57'49.720

### 119 MCR Racing (1'44.931)

Lap	Seg.1	Seg.2	Seg.3	Seg.4	Lap Time	km/h	Local Time
Shehan Chandrasoma							
1		39.231	23.173	18.671			15:43'27.933
2	34.092	34.332	21.852	18.104	1'48.380	266,0	15:45'16.313
3	33.173	33.440	21.116	17.864	1'45.593	269,3	15:47'01.906
4	<b>32.641</b>	33.463	<b>21.000</b>	17.926	1'45.030	270,7	15:48'46.936
5	32.718	<b>33.243</b>	21.267	<b>17.703</b>	<b>1'44.931</b>	<b>272,0</b>	15:50'31.867
6	32.830	33.287	21.095	18.251	1'45.463	<b>272,0</b>	15:52'17.330
7	37.101	37.145	23.226	25.770	2'03.242P	271,4	15:54'20.572

### 108 US RaceTronics (1'46.150)

Lap	Seg.1	Seg.2	Seg.3	Seg.4	Lap Time	km/h	Local Time
Damon Ockey							
1		41.890	30.950	21.050			15:43'02.939
2	36.322	42.378	27.790	18.329	2'04.819	265,4	15:45'07.758
3	33.502	<b>33.654</b>	<b>21.055</b>	18.007	1'46.218	271,4	15:46'53.976
4	<b>33.044</b>	34.176	23.113	18.499	1'48.832	275,5	15:48'42.808
5	33.170	33.744	21.428	17.985	1'46.327	274,1	15:50'29.135
6	39.022	36.334	21.977	18.221	1'55.554	274,1	15:52'24.689
7	33.624	40.392	26.813	18.125	1'58.954	273,4	15:54'23.643
8	33.269	33.799	21.369	<b>17.713</b>	<b>1'46.150</b>	276,2	15:56'09.793
9	33.144	33.735	21.626	18.104	1'46.609	<b>276,9</b>	15:57'56.402

### 120 Dream Racing Motorsport (1'45.144)

Lap	Seg.1	Seg.2	Seg.3	Seg.4	Lap Time	km/h	Local Time
Alex Au							
1		40.136	26.447	20.133			15:42'30.336
2	34.853	34.941	22.224	18.125	1'50.143	260,9	15:44'20.479
3	33.535	33.605	22.048	<b>17.685</b>	1'46.873	268,7	15:46'07.352

03/11/2022

P = Pits In/Out - C = Lap Time Cancelled

Powered by FICr Perugia Timing

ROGER DUBUIS

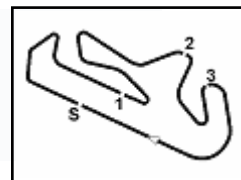




SQUADRA CORSE

6<sup>th</sup> ROUND

5.4



# Lamborghini Super Trofeo - Round 6 - Portimao

## Super Trofeo North America - Analysis Qualifying 1

Autodromo Int. do Algarve 4.653 m

2 / 3

4	33.025	33.463	21.353	17.949	1'45.790	<b>270,0</b>	15:47'53.142	7	<b>32.279</b>	33.280	23.686	17.647	1'46.892	<b>276,2</b>	15:54'20.515
5	32.997	34.066	21.794	17.988	1'46.845	268,7	15:49'39.987	8	32.421	<b>32.880</b>	<b>20.717</b>	17.519	<b>1'43.537</b>	<b>276,2</b>	15:56'04.052
6	<b>32.796</b>	<b>33.340</b>	<b>21.164</b>	17.844	<b>1'45.144</b>	<b>270,0</b>	15:51'25.131	9	33.556	34.383	24.474	32.031	2'04.444P	<b>276,2</b>	15:58'08.496
7	35.249	33.963	22.574	28.053	1'59.839P	268,7	15:53'24.970								

### 123 Taurino Racing by D Motorsport (1'43.313)

Lap	Seg.1	Seg.2	Seg.3	Seg.4	Lap Time	km/h	Local Time
Luke Berkeley							
1		40.034	23.286	18.544			15:42'21.234
2	33.444	33.070	21.080	17.737	1'45.331	268,7	15:44'06.565
3	32.725	32.670	<b>20.775</b>	17.531	1'43.701	272,7	15:45'50.266
4	<b>32.080</b>	32.987	21.328	<b>17.517</b>	1'43.912	<b>276,2</b>	15:47'34.178
5	32.323	<b>32.403</b>	21.447	17.684	1'43.857	275,5	15:49'18.035
6	32.204	32.593	20.920	17.596	<b>1'43.313</b>	<b>276,2</b>	15:51'01.348
7	33.208	33.771	21.704	25.077	1'53.760P	<b>276,2</b>	15:52'55.108

### 147 PPM (1'44.035)

Lap	Seg.1	Seg.2	Seg.3	Seg.4	Lap Time	km/h	Local Time
Sebastian Carazo							
1		40.638					15:43'41.040
2	34.014	34.537	24.134	17.670	1'50.355	269,3	15:45'31.395
3	32.717	33.179	21.246	17.641	1'44.783	275,5	15:47'16.178
4	32.352	33.329	21.150	17.812	1'44.643	275,5	15:49'00.821
5	<b>32.327</b>	<b>32.992</b>	<b>21.084</b>	<b>17.632</b>	<b>1'44.035</b>	274,1	15:50'44.856
6	32.607	33.066	22.085	27.874	1'55.632P	<b>276,2</b>	15:52'40.488

### 148 PPM (1'44.790)

Lap	Seg.1	Seg.2	Seg.3	Seg.4	Lap Time	km/h	Local Time
David Staab							
1		40.344	24.381	19.020			15:43'21.570
2	34.356	34.094	22.066	17.918	1'48.434	267,3	15:45'10.004
3	32.925	33.450	<b>21.093</b>	18.247	1'45.715	273,4	15:46'55.719
4	32.754	33.367	25.525	20.816	1'52.462	<b>274,8</b>	15:48'48.181
5	40.345	45.395	32.205	19.365	2'17.310	272,7	15:51'05.491
6	33.112	33.395	21.255	17.930	1'45.692	272,0	15:52'51.183
7	32.769	33.509	21.121	18.095	1'45.494	273,4	15:54'36.677
8	<b>32.610</b>	<b>33.282</b>	21.095	<b>17.803</b>	<b>1'44.790</b>	274,1	15:56'21.467
9	32.733	35.538	22.451	27.942	1'58.664P	<b>274,8</b>	15:58'20.131

### 125 Wayne Taylor Racing (1'44.558)

Lap	Seg.1	Seg.2	Seg.3	Seg.4	Lap Time	km/h	Local Time
Ashton Harrison							
1		39.976	23.451	18.757			15:43'16.637
2	34.461	34.891	29.833	18.280	1'57.465	270,7	15:45'14.102
3	33.053	33.360	21.241	<b>17.739</b>	1'45.393	274,1	15:46'59.495
4	32.704	33.339	21.336	18.119	1'45.498	276,2	15:48'44.993
5	32.646	33.232	21.442	17.750	1'45.070	274,1	15:50'30.063
6	32.883	33.467	21.637	18.373	1'46.360	276,9	15:52'16.423
7	32.668	34.061	<b>21.088</b>	17.988	1'45.805	275,5	15:54'02.228
8	<b>32.335</b>	<b>33.230</b>	21.196	17.797	<b>1'44.558</b>	276,2	15:55'46.786
9	32.720	33.345	21.609	17.891	1'45.565	<b>277,6</b>	15:57'32.351
10	32.765	33.445	21.307	25.087	1'52.604P	276,2	15:59'24.955

### 150 US RaceTronics (1'42.201)

Lap	Seg.1	Seg.2	Seg.3	Seg.4	Lap Time	km/h	Local Time
Patrick Kujala							
1		36.760	22.307	18.530			15:44'01.206
2	33.963	33.728	22.448	17.589	1'47.728	238,4	15:45'48.934
3	31.937	36.266	27.382	<b>17.430</b>	1'53.015	274,8	15:47'41.949
4	<b>31.730</b>	<b>32.482</b>	20.543	17.446	<b>1'42.201</b>	274,1	15:49'24.150
5	31.803	32.658	<b>20.415</b>	17.491	1'42.367	275,5	15:51'06.517
6	35.312	39.904	29.499	19.870	2'04.585	<b>276,9</b>	15:53'11.102
7	32.067	32.655	21.070	27.743	1'53.535P	274,8	15:55'04.637

### 127 Dream Racing Motorsport (1'42.599)

Lap	Seg.1	Seg.2	Seg.3	Seg.4	Lap Time	km/h	Local Time
Edoardo Liberati							
1		39.680	24.598	18.085			15:43'47.743
2	32.942	33.020	25.836	23.269	1'55.067	270,7	15:45'42.810
3	32.208	32.508	<b>20.450</b>	17.433	<b>1'42.599</b>	272,0	15:47'25.409
4	32.008	<b>32.462</b>	20.626	17.411	1'42.507C	273,4	15:49'07.916
5	35.883	36.495	23.090	21.530	1'56.998	<b>275,5</b>	15:51'04.914
6	32.211	32.547	36.425	21.056	2'02.239	272,0	15:53'07.153
7	32.100	32.526	20.665	<b>17.353</b>	1'42.644	274,1	15:54'49.797
8	32.016	32.598	20.635	17.407	1'42.656	274,8	15:56'32.453
9	<b>31.967</b>	32.620	20.852	27.023	1'52.462P	274,8	15:58'24.915

### 151 MCR Racing (1'45.408)

Lap	Seg.1	Seg.2	Seg.3	Seg.4	Lap Time	km/h	Local Time
Claude Senhoreti							
1		46.640	29.073	22.465			15:42'56.743
2	40.462	39.493	23.794	18.937	2'02.686	216,4	15:44'59.429
3	33.934	33.718	21.483	18.208	1'47.343	264,7	15:46'46.772
4	33.754	37.282	23.911	18.491	1'53.438	268,7	15:48'40.210
5	33.089	33.913	21.450	<b>17.866</b>	1'46.318	268,7	15:50'26.528
6	35.276	34.192	21.626	19.391	1'50.485	232,3	15:52'17.013
7	33.160	33.935	21.555	18.019	1'46.669	<b>272,0</b>	15:54'03.682
8	33.037	33.545	21.263	18.393	1'46.238	270,0	15:55'49.920
9	<b>32.908</b>	33.500	21.537	18.052	1'45.997	<b>272,0</b>	15:57'35.917
10	33.046	33.748	21.423	18.071	1'46.288	268,7	15:59'22.205
11	32.924	<b>33.438</b>	<b>21.127</b>	17.919	<b>1'45.408</b>	270,7	16:01'07.613

### 130 ANSA Motorsports (1'42.381)

Lap	Seg.1	Seg.2	Seg.3	Seg.4	Lap Time	km/h	Local Time
Nelson jr Piquet							
1		36.798	22.187	18.159			15:42'01.804
2	34.418	34.570	21.829	17.453	1'48.270	271,4	15:43'50.074
3	31.886	<b>32.446</b>	30.113	18.926	1'53.371	278,4	15:45'43.445
4	33.590	34.452	21.782	17.446	1'47.270	277,6	15:47'30.715
5	31.947	32.512	<b>20.512</b>	<b>17.410</b>	<b>1'42.381</b>	277,6	15:49'13.096
6	<b>31.706</b>	32.667	22.473	30.580	1'57.426P	<b>279,1</b>	15:51'10.522

### 146 PPM (1'43.537)

Lap	Seg.1	Seg.2	Seg.3	Seg.4	Lap Time	km/h	Local Time
John DuBets							
1		40.241	24.691	18.614			15:43'33.563
2	34.353	34.448	23.307	17.796	1'49.904	272,0	15:45'23.467
3	32.569	34.817	23.066	18.074	1'48.526	274,8	15:47'11.993
4	32.578	33.382	28.790	18.556	1'53.306	274,8	15:49'05.299
5	32.622	33.041	20.922	17.612	1'44.197	274,8	15:50'49.496
6	32.415	33.208	21.012	<b>17.492</b>	1'44.127	275,5	15:52'33.623

### 153 Wayne Taylor Racing (1'44.187)

Lap	Seg.1	Seg.2	Seg.3	Seg.4	Lap Time	km/h	Local Time
Aidan Yoder							
1		39.732	23.533	18.459			15:43'34.984
2	35.688	34.845	26.391	17.864	1'54.788	234,8	15:45'29.772
3	32.723	33.054	21.102	17.643	1'44.522	273,4	15:47'14.294
4	32.557	33.155	<b>20.985</b>	17.490	<b>1'44.187</b>	274,1	15:48'58.481
5	<b>32.461</b>	33.302	21.100	17.561	1'44.424	274,8	15:50'42.905
6	36.223	37.069	23.954	17.569	1'54.815	275,5	15:52'37.720

03/11/2022

P = Pits In/Out - C = Lap Time Cancelled

Powered by FICr Perugia Timing

ROGER DUBUIS





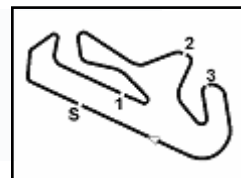
SQUADRA CORSE

6<sup>th</sup> ROUND

# Lamborghini Super Trofeo - Round 6 - Portimao

## Super Trofeo North America - Analysis Qualifying 1

5.4



Autodromo Int. do Algarve 4.653 m

3 / 3

7	32.629	<b>33.017</b>	21.225	<b>17.483</b>	1'44.354	273,4	15:54'22.074
8	35.449	36.164	23.014	24.990	1'59.617P	<b>276,9</b>	15:56'21.691

5	33.743	34.549	22.145	18.696	1'49.133	267,3	15:50'06.887
6	34.345	<b>34.017</b>	22.210	18.589	1'49.161	266,7	15:51'56.048
7	33.820	34.106	22.096	18.735	1'48.757	267,3	15:53'44.805
8	33.581	34.537	<b>21.905</b>	19.042	1'49.065	268,0	15:55'33.870
9	33.510	34.214	22.146	18.669	1'48.539	<b>268,7</b>	15:57'22.409
10	<b>33.447</b>	34.103	22.076	18.677	<b>1'48.303</b>	268,0	15:59'10.712
11	37.622	43.764	26.238	30.661	2'18.285P	267,3	16:01'28.997

### 154 Dream Racing Motorsport (1'45.666)

Lap	Seg.1	Seg.2	Seg.3	Seg.4	Lap Time	km/h	Local Time
Charlie Martin							
1		41.882	26.416	20.085			15:42'24.158
2	38.373	36.815	24.676	18.453	1'58.317	235,3	15:44'22.475
3	33.494	34.637	21.731	17.921	1'47.783	270,7	15:46'10.258
4	32.946	33.571	<b>21.206</b>	17.943	<b>1'45.666</b>	271,4	15:47'55.924
5	33.124	33.855	21.336	18.099	1'46.414	<b>272,0</b>	15:49'42.338
6	33.213	34.230	21.408	17.979	1'46.830	<b>272,0</b>	15:51'29.168
7	33.161	34.151	21.452	18.268	1'47.032	270,7	15:53'16.200
8	34.032	36.177	23.280	18.172	1'51.661	250,6	15:55'07.861
9	33.401	<b>33.569</b>	21.931	<b>17.912</b>	1'46.813	270,7	15:56'54.674
10	<b>32.816</b>	33.857	22.081	18.184	1'46.938	<b>272,0</b>	15:58'41.612
11	33.061	33.921	21.432	27.034	1'55.448P	270,0	16:00'37.060

### 199 ANSA Motorsports (1'43.577)

Lap	Seg.1	Seg.2	Seg.3	Seg.4	Lap Time	km/h	Local Time
Jordan O'Brien							
1		40.269	22.856	18.454			15:42'10.910
2	35.760	35.527	22.111	26.553	1'59.951P	268,0	15:44'10.861
3	2'18.240	35.078	21.359	17.703	3'32.380P		15:47'43.241
4	32.819	32.948	21.113	17.432	1'44.312	272,0	15:49'27.553
5	32.272	32.769	21.160	17.462	1'43.663	274,1	15:51'11.216
6	<b>32.153</b>	32.917	21.123	17.477	1'43.670	274,1	15:52'54.886
7	32.297	<b>32.665</b>	21.393	17.413	1'43.768	274,1	15:54'38.654
8	32.328	32.889	<b>20.878</b>	17.482	<b>1'43.577</b>	<b>274,8</b>	15:56'22.231
9	32.563	33.278	21.138	<b>17.340</b>	1'44.319	<b>274,8</b>	15:58'06.550
10	32.517	32.982	21.154	26.569	1'53.222P	273,4	15:59'59.772

### 164 Kpax Racing (1'48.519)

Lap	Seg.1	Seg.2	Seg.3	Seg.4	Lap Time	km/h	Local Time
Thomas Tait							
1		42.382	25.493	21.336			15:42'26.400
2	39.635	37.375	23.293	18.962	1'59.265	208,9	15:44'25.665
3	33.818	34.510	21.911	<b>18.280</b>	<b>1'48.519</b>	259,6	15:46'14.184
4	33.982	35.050	22.173	18.522	1'49.727	<b>269,3</b>	15:48'03.911
5	33.798	34.835	22.291	18.331	1'49.255	268,7	15:49'53.166
6	34.042	36.208	22.228	18.798	1'51.276	<b>269,3</b>	15:51'44.442
7	34.006	34.821	21.956	18.315	1'49.098	267,3	15:53'33.540
8	33.817	<b>34.468</b>	21.853	18.563	1'48.701	268,0	15:55'22.241
9	33.802	34.954	22.308	18.401	1'49.465	268,7	15:57'11.706
10	<b>33.794</b>	34.639	<b>21.849</b>	18.450	1'48.732	<b>269,3</b>	15:59'00.438
11	34.237	35.321	22.415	18.756	1'50.729	268,7	16:00'51.167

### 171 TPC Racing (1'44.183)

Lap	Seg.1	Seg.2	Seg.3	Seg.4	Lap Time	km/h	Local Time
Billy Johnson							
1		36.190	24.154	19.358			15:42'07.661
2	33.280	37.524	23.218	17.428	1'51.450	270,0	15:43'59.111
3	32.289	32.521	21.191	18.182	<b>1'44.183</b>	272,7	15:45'43.294
4	34.751	36.246	22.097	<b>17.272</b>	1'50.366	274,8	15:47'33.660
5	<b>31.999</b>	<b>32.313</b>	<b>20.935</b>	17.286	1'42.533C	<b>275,5</b>	15:49'16.193
6	32.094	32.663	21.194	18.583	1'44.534	<b>275,5</b>	15:51'00.727
7	32.161	32.439	21.330	24.688	1'50.618P	274,8	15:52'51.345

### 188 Taurino Racing by D Motorsport (1'42.436)

Lap	Seg.1	Seg.2	Seg.3	Seg.4	Lap Time	km/h	Local Time
Loris Spinelli							
1		36.089	22.038	18.518			15:42'04.362
2	34.212	33.810	21.562	18.115	1'47.699	269,3	15:43'52.061
3	32.206	<b>32.260</b>	25.603	25.442	1'55.511	275,5	15:45'47.572
4	31.826	34.002	<b>20.580</b>	<b>17.302</b>	1'43.710	275,5	15:47'31.282
5	31.799	32.457	21.097	17.430	1'42.783	<b>276,2</b>	15:49'14.065
6	<b>31.773</b>	32.486	20.699	17.478	<b>1'42.436</b>	<b>276,2</b>	15:50'56.501
7	31.882	32.779	21.833	26.292	1'52.786P	275,5	15:52'49.287

### 189 NTE Sport (1'48.303)

Lap	Seg.1	Seg.2	Seg.3	Seg.4	Lap Time	km/h	Local Time
Fred Roberts							
1		43.273	24.908	20.419			15:42'43.833
2	35.907	35.672	23.140	19.883	1'54.602	259,6	15:44'38.435
3	34.227	35.404	22.305	<b>18.586</b>	1'50.522	266,7	15:46'28.957
4	33.922	34.264	22.004	18.607	1'48.797	268,0	15:48'17.754

03/11/2022

P = Pits In/Out - C = Lap Time Cancelled

Powered by FICr Perugia Timing

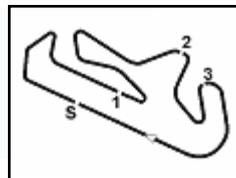
ROGER DUBUIS





6<sup>th</sup> ROUND

5.5

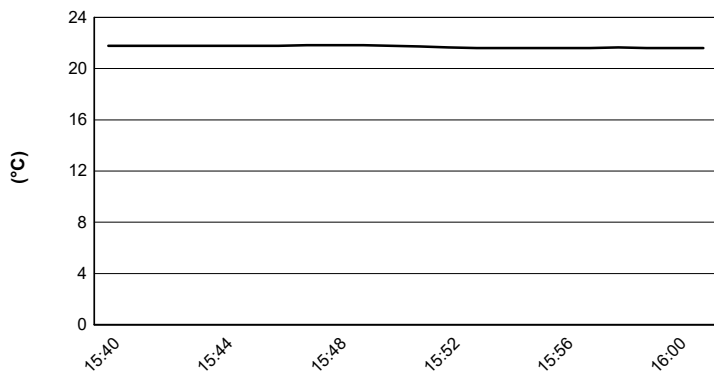


# Lamborghini Super Trofeo - Round 6 - Portimao Super Trofeo North America - Weather Report Qualifying 1

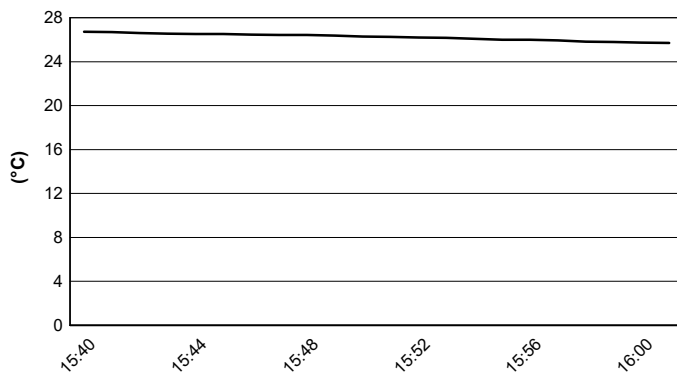
Autodromo Int. do Algarve 4.653 m

Session started 15:40 - Session ended 16:01

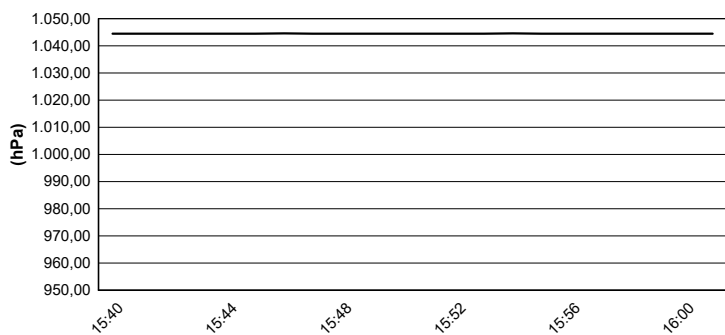
### Air Temperature



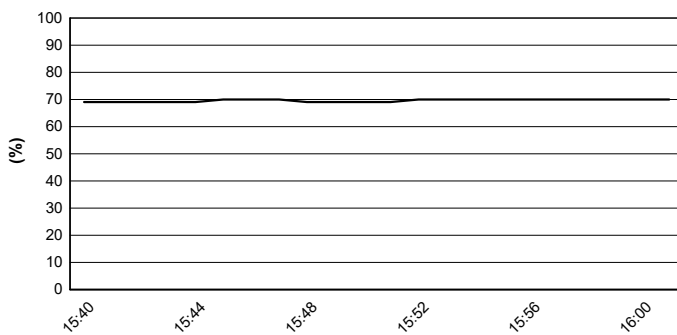
### Track Temperature



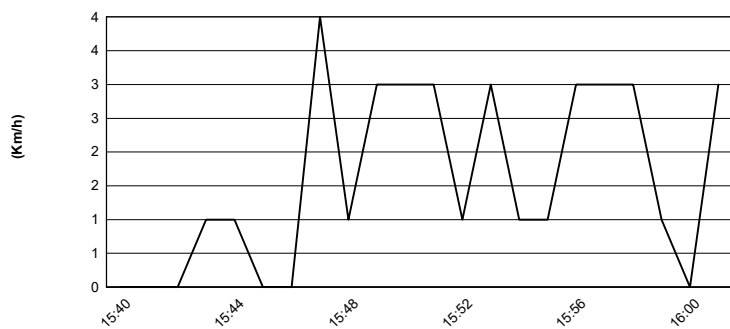
### Air Pressure



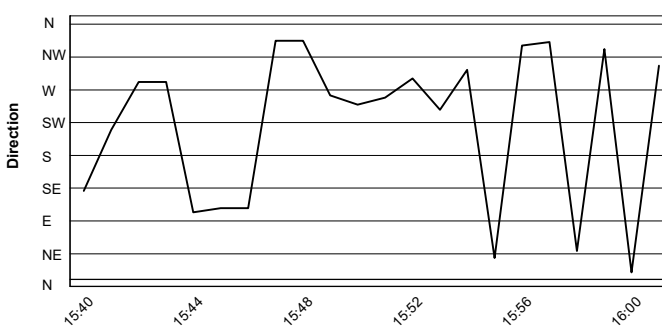
### Humidity



### Wind Speed



### Wind Direction



03/11/2022

Powered by FICr Perugia Timing

ROGER DUBUIS

