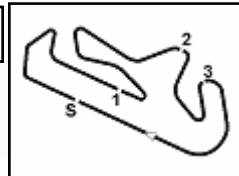


6th ROUND

7.1



Lamborghini Super Trofeo - Round 6 - Portimao

Super Trofeo North America - Results Race 1

Autodromo Int. do Algarve 4.653 m

Laps 28 = 130,284 km - Avg 154,768 km/h - Race Time 50'30.479

No.	Driver 1 Entrant	Driver 2 Team	Car	Class	Laps	Time	Gap	Rel.	Fastest Lap
1	130 PIQUET Nelson jr (BRA) ANSA MOTORSPORTS	ANSA Motorsports	Huracán Super Trofeo EVO2	PRO	28	50'30.479		6	1'43.738
2P	188 SPINELLI Loris (ITA) TAURINO RACING BY D MOTORSPORT	TAURINO Giano (ZAF) 1'44.459 Taurino Racing by D Motorsport	Huracán Super Trofeo EVO2	PRO	28	50'33.327	2.848	2.848 6	1'43.331
3	101 MARCELLI Kyle (CAN) 1'44.144 WAYNE TAYLOR RACING	FORMAL Danny (CRI) Wayne Taylor Racing	Huracán Super Trofeo EVO2	PRO	28	50'50.723	20.244	17.396 9	1'43.746
4	147 ORTIZ Bryan (PRI) PPM	CARAZO Sebastian (PRI) 1'45.590 Precision Performance Motorsports	Huracán Super Trofeo EVO2	PROAM	28	51'08.813	38.334	18.090 21	1'44.544
5P	123 BERKELEY Luke (USA) 1'45.256 TAURINO RACING BY D MOTORSPORT	ANTINUCCI Richard (USA) Taurino Racing by D Motorsport	Huracán Super Trofeo EVO2	PRO	28	51'10.686	40.207	1.873 23	1'44.379
6	150 PISCOPO Edoardo (ITA) 1'44.751 US RACETRONICS	KUJALA Patrick (FIN) US RaceTronics	Huracán Super Trofeo EVO2	PRO	28	51'19.878	49.399	9.192 10	1'43.851
7	125 HARRISON Ashton (USA) 1'46.576 WAYNE TAYLOR RACING	LONG Thomas (USA) Wayne Taylor Racing	Huracán Super Trofeo EVO2	PROAM	28	51'24.351	53.872	4.473 16	1'44.424
8	171 JOHNSON Billy (USA) TPC RACING	TPC Racing	Huracán Super Trofeo EVO2	PRO	28	51'27.191	56.712	2.840 4	1'44.219
9P	127 LIBERATI Edoardo (ITA) DREAM RACING MOTORSPORT	CAPITANIO Dario (ITA) 1'44.294 Dream Racing Motorsport	Huracán Super Trofeo EVO2	PRO	28	51'34.109	1'03.630	6.918 5	1'44.252
10P	108 OCKEY Damon (CAN) 1'47.708 US RACETRONICS	LIDDY Patrick (USA) US RaceTronics	Huracán Super Trofeo EVO2	PROAM	28	51'53.170	1'22.691	19.061 20	1'44.756
11	148 STAAB David (USA) 1'46.751 PPM	REGER Nikko (USA) Precision Performance Motorsports	Huracán Super Trofeo EVO2	AM	28	51'53.268	1'22.789	0.098 27	1'45.544
12P	119 CHANDRASOMA Shehan (USA) MCR RACING	MCR Racing	Huracán Super Trofeo EVO2	AM	28	52'00.334	1'29.855	7.066 26	1'45.828
13	146 LEW Bryson (USA) 1'45.467 PPM	DUBETS John (USA) Precision Performance Motorsports	Huracán Super Trofeo EVO2	PROAM	27	51'03.716	1 Lap	1 Lap 13	1'45.292
14P	120 AU Alex (HKG) DREAM RACING MOTORSPORT	Dream Racing Motorsport	Huracán Super Trofeo EVO2	AM	27	51'19.720	1 Lap	16.004 7	1'46.489
15	109 SLIMP Wesley (USA) 1'49.624 TPC RACING	HOFFMAN Tyler (USA) TPC Racing	Huracán Super Trofeo EVO2	AM	27	51'22.339	1 Lap	2.619 20	1'45.701
16	164 TAIT Thomas (USA) KPAX RACING	Flying Lizard Motorsports	Huracán Super Trofeo EVO2	AM	27	51'22.881	1 Lap	0.542 24	1'47.159
17	189 ROBERTS Fred (CAN) NTE SPORT	NTE Sport	Huracán Super Trofeo EVO2	LC	27	51'47.446	1 Lap	24.565 10	1'48.257
18	103 SELLARI Randy (USA) WAYNE TAYLOR RACING	Wayne Taylor Racing	Huracán Super Trofeo EVO2	AM	27	51'55.045	1 Lap	7.599 22	1'48.800
19	199 O'BRIEN Jordan (USA) ANSA MOTORSPORTS	ATAPATTU Ron (USA) 1'55.127 ANSA Motorsports	Huracán Super Trofeo EVO2	AM	27	52'12.418	1 Lap	17.373 4	1'44.419
20	154 GAGNE-KEATS Jason (USA) 1'53.817 DREAM RACING MOTORSPORT	MARTIN Charlie (GBR) Dream Racing Motorsport	Huracán Super Trofeo EVO2	LC	26	50'53.933	2 Laps	1 Lap 13	1'47.184
21	113 LEVY Ofir (USA) US RACETRONICS	HIRSHBERG Jon (USA) 1'50.632 US RaceTronics	Huracán Super Trofeo EVO2	LC	26	51'08.806	2 Laps	14.873 19	1'50.505
22	118 TARI Tiger (USA) NTE SPORT	NTE Sport	Huracán Super Trofeo EVO2	LC	26	51'24.642	2 Laps	15.836 7	1'50.503
23	102 GROSSBERG Alan (USA) DREAM RACING MOTORSPORT	Dream Racing Motorsport	Huracán Super Trofeo EVO2	LC	25	51'22.294	3 Laps	1 Lap 20	1'55.512
24	114 STEWART Slade (USA) KPAX RACING	Flying Lizard Motorsports	Huracán Super Trofeo EVO2	LC	23	45'50.565	5 Laps	2 Laps 12	1'48.707
----- Not Classified -----									
RET	151 SENHORETI Claude (BRA) MCR RACING	MCR Racing	Huracán Super Trofeo EVO2	AM	10	18'17.838	18 Laps	8	1'47.548
RET	153 YODER Aidan (USA) WAYNE TAYLOR RACING	MISSIG Jordan (USA) Wayne Taylor Racing	Huracán Super Trofeo EVO2	PRO	3	9'17.127	25 Laps		
NS	104 MENNELLA Michael (USA) MCR RACING	COLLINS Bart (USA) MCR Racing	Huracán Super Trofeo EVO2	AM					

Starting: 27 Classified: 24 Not Classified: 0 Retired: 2 Not Started: 1
 Fastest Lap N. 6 No. 188 Loris Spinelli Time 1'43.331 Avg. 162,108 Km/h

Humidity:	81%	AIR	22°C
Condition:	DRY	Track	24°C

Penalty and Infringement

11.23	188	Taurino Racing by D Motorspor	5 sec penalty at the end of the race - track limits
11.27	120	Dream Racing Motorsport	5 sec penalty at the end of the race - track limits
11.33	119	MCR Racing	0.477 sec penalty at the end of the race - pit stop infringement
11.36	108	US RaceTronics	5 sec penalty at the end of the race - track limits
11.37	127	Dream Racing Motorsport	5 sec penalty at the end of the race - track limits
11.38	123	Taurino Racing by D Motorspor	5 sec penalty at the end of the race - track limits
11.40	171	TPC Racing	Drive Through Penalty - Incident Responsibility

Clerk of the Course : Delcio Santos

Race Director : Todd Snyder

Start	End
04/11/2022 10:59	11:50

Powered by FICr Perugia Timing

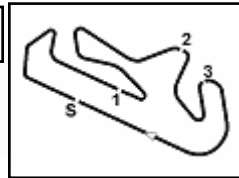
ROGER DUBUIS





6th ROUND

7.2



Lamborghini Super Trofeo - Round 6 - Portimao Super Trofeo North America - Result by Class Race 1

Autodromo Int. do Algarve 4.653 m
1 / 2

AM Cup

Laps 28 = 130,284 km - Avg 150,653 km/h - Race Time 51'53.268

No.	Driver 1 Entrant	Driver 2 Team	Car	Laps	Time	Gap	Rel.	Fastest Lap
1	148 STAAB David (USA) 1'46.751 PPM	REGER Nikko (USA) Precision Performance Motorsports	Huracán Super Trofeo EVO2	28	51'53.268		27	1'45.544
2P	119 CHANDRASOMA Shehan (USA) MCR RACING	MCR Racing	Huracán Super Trofeo EVO2	28	52'00.334	7.066	7.066	26 1'45.828
3P	120 AU Alex (HKG) DREAM RACING MOTORSPORT	Dream Racing Motorsport	Huracán Super Trofeo EVO2	27	51'19.720	1 Lap	1 Lap	7 1'46.489
4	109 SLIMP Wesley (USA) 1'49.624 TPC RACING	HOFFMAN Tyler (USA) TPC Racing	Huracán Super Trofeo EVO2	27	51'22.339	1 Lap	2.619	20 1'45.701
5	164 TAIT Thomas (USA) KPAX RACING	Flying Lizard Motorsports	Huracán Super Trofeo EVO2	27	51'22.881	1 Lap	0.542	24 1'47.159
6	103 SELLARI Randy (USA) WAYNE TAYLOR RACING	Wayne Taylor Racing	Huracán Super Trofeo EVO2	27	51'55.045	1 Lap	32.164	22 1'48.800
7	199 O'BRIEN Jordan (USA) ANSA MOTORSPORTS	ATAPATTU Ron (USA) 1'55.127 ANSA Motorsports	Huracán Super Trofeo EVO2	27	52'12.418	1 Lap	17.373	4 1'44.419
----- Not Classified -----								
RET	151 SENHORETI Claude (BRA) MCR RACING	MCR Racing	Huracán Super Trofeo EVO2	10	18'17.838	18 Laps	8	1'47.548
NS	104 MENNELLA Michael (USA) MCR RACING	COLLINS Bart (USA) MCR RACING	Huracán Super Trofeo EVO2					

Starting: 9 Classified: 7 Not Classified: 0 Retired: 1 Not Started: 1
Fastest Lap N. 4 No. 199 Jordan O'Brien Time 1'44.419 Avg. 160,419 Km/h

LC Cup

Laps 27 = 125,631 km - Avg 145,544 km/h - Race Time 51'47.446

No.	Driver 1 Entrant	Driver 2 Team	Car	Laps	Time	Gap	Rel.	Fastest Lap
1	189 ROBERTS Fred (CAN) NTE SPORT	NTE Sport	Huracán Super Trofeo EVO2	27	51'47.446		10	1'48.257
2	154 GAGNE-KEATS Jason (USA) 1'53.817 DREAM RACING MOTORSPORT	MARTIN Charlie (GBR) Dream Racing Motorsport	Huracán Super Trofeo EVO2	26	50'53.933	1 Lap	1 Lap	13 1'47.184
3	113 LEVY Ofir (USA) US RACETRONICS	HIRSHBERG Jon (USA) 1'50.632 US RaceTronics	Huracán Super Trofeo EVO2	26	51'08.806	1 Lap	14.873	19 1'50.505
4	118 TARI Tiger (USA) NTE SPORT	NTE Sport	Huracán Super Trofeo EVO2	26	51'24.642	1 Lap	15.836	7 1'50.503
5	102 GROSSBERG Alan (USA) DREAM RACING MOTORSPORT	Dream Racing Motorsport	Huracán Super Trofeo EVO2	25	51'22.294	2 Laps	1 Lap	20 1'55.512
6	114 STEWART Slade (USA) KPAX RACING	Flying Lizard Motorsports	Huracán Super Trofeo EVO2	23	45'50.565	4 Laps	2 Laps	12 1'48.707

Starting: 6 Classified: 6 Not Classified: 0 Retired: 0 Not Started: 0
Fastest Lap N. 13 No. 154 Charlie Martin Time 1'47.184 Avg. 156,281 Km/h

Clerk of the Course : Delcio Santos

Race Director : Todd Snyder

04/11/2022 Start 10:59 End 11:50

Powered by FICr Perugia Timing

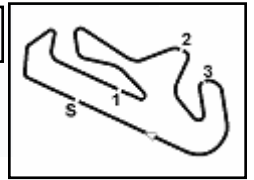
ROGER DUBUIS





6th ROUND

7.2



Lamborghini Super Trofeo - Round 6 - Portimao Super Trofeo North America - Result by Class Race 1

Autodromo Int. do Algarve 4.653 m
2 / 2

PRO Cup

Laps 28 = 130,284 km - Avg 154,768 km/h - Race Time 50'30.479

No.	Driver 1 Entrant	Driver 2 Team	Car	Laps	Time	Gap	Rel.	Fastest Lap
1	130 PIQUET Nelson jr (BRA) ANSA MOTORSPORTS	ANSA Motorsports	Huracán Super Trofeo EVO2	28	50'30.479		6	1'43.738
2P	188 SPINELLI Loris (ITA) TAURINO RACING BY D MOTORSPORT	TAURINO Giano (ZAF) 1'44.459 Taurino Racing by D Motorsport	Huracán Super Trofeo EVO2	28	50'33.327	2.848	2.848	6 1'43.331
3	101 MARCELLI Kyle (CAN) 1'44.144 WAYNE TAYLOR RACING	FORMAL Danny (CRI) Wayne Taylor Racing	Huracán Super Trofeo EVO2	28	50'50.723	20.244	17.396	9 1'43.746
4P	123 BERKELEY Luke (USA) 1'45.256 TAURINO RACING BY D MOTORSPORT	ANTINUCCI Richard (USA) Taurino Racing by D Motorsport	Huracán Super Trofeo EVO2	28	51'10.686	40.207	19.963	23 1'44.379
5	150 PISCOPO Edoardo (ITA) 1'44.751 US RACETRONICS	KUJALA Patrick (FIN) US RaceTronics	Huracán Super Trofeo EVO2	28	51'19.878	49.399	9.192	10 1'43.851
6	171 JOHNSON Billy (USA) TPC RACING	TPC Racing	Huracán Super Trofeo EVO2	28	51'27.191	56.712	7.313	4 1'44.219
7P	127 LIBERATI Edoardo (ITA) DREAM RACING MOTORSPORT	CAPITANIO Dario (ITA) 1'44.294 Dream Racing Motorsport	Huracán Super Trofeo EVO2	28	51'34.109	1'03.630	6.918	5 1'44.252
----- Not Classified -----								
RET	153 YODER Aidan (USA) WAYNE TAYLOR RACING	MISSIG Jordan (USA) Wayne Taylor Racing	Huracán Super Trofeo EVO2	3	9'17.127	25 Laps		

Starting: 8 Classified: 7 Not Classified: 0 Retired: 1 Not Started: 0
Fastest Lap N. 6 No. 188 Loris Spinelli Time 1'43.331 Avg. 162,108 Km/h

PRO AM Cup

Laps 28 = 130,284 km - Avg 152,835 km/h - Race Time 51'08.813

No.	Driver 1 Entrant	Driver 2 Team	Car	Laps	Time	Gap	Rel.	Fastest Lap
1	147 ORTIZ Bryan (PRI) PPM	CARAZO Sebastian (PRI) 1'45.590 Precision Performance Motorsports	Huracán Super Trofeo EVO2	28	51'08.813		21	1'44.544
2	125 HARRISON Ashton (USA) 1'46.576 WAYNE TAYLOR RACING	LONG Thomas (USA) Wayne Taylor Racing	Huracán Super Trofeo EVO2	28	51'24.351	15.538	15.538	16 1'44.424
3P	108 OCKEY Damon (CAN) 1'47.708 US RACETRONICS	LIDDY Patrick (USA) US RaceTronics	Huracán Super Trofeo EVO2	28	51'53.170	44.357	28.819	20 1'44.756
4	146 LEW Bryson (USA) 1'45.467 PPM	DUBETS John (USA) Precision Performance Motorsports	Huracán Super Trofeo EVO2	27	51'03.716	1 Lap	1 Lap	13 1'45.292

Starting: 4 Classified: 4 Not Classified: 0 Retired: 0 Not Started: 0
Fastest Lap N. 16 No. 125 Thomas Long Time 1'44.424 Avg. 160,411 Km/h

Humidity:	81%	AIR	22°C
Condition:	DRY	Track	24°C

Clerk of the Course : Delcio Santos

Race Director : Todd Snyder

Start 10:59 End 11:50

Powered by FICr Perugia Timing

ROGER DUBUIS

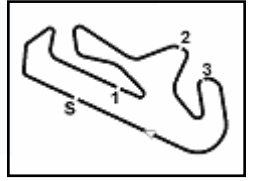




6th ROUND

Lamborghini Super Trofeo - Round 6 - Portimao
Super Trofeo North America - Lap Chart Race 1

7.4



Autodromo Int. do Algarve 4.653 m

	Lap																											
	1	2	3	4	5	6	7	8	9	10	11	12	13	14	15	16	17	18	19	20	21	22	23	24	25	26	27	28
1	130	130	130	188	188	188	188	188	188	188	188	188	188	188	188	188	188	188	188	188	188	188	188	188	188	188	188	188
2	150	188	188	130	130	130	130	130	130	130	130	150	150	150	150	150	130	130	130	130	130	130	130	130	130	130	130	130
3	188	150	150	150	150	150	150	150	150	150	150	130	199	199	199	199	150	150	171	171	171	171	101	101	101	101	101	101
4	171	171	171	171	171	171	171	171	171	171	171	101	101	119	130	130	171	171	171	101	101	101	101	123	123	123	123	123
5	199	199	199	199	199	199	199	199	199	199	199	101	199	123	146	171	171	101	101	101	123	123	123	123	147	147	147	147
6	147	147	147	147	147	101	101	101	101	101	199	171	119	130	101	101	123	123	123	147	147	147	150	150	150	150	150	150
7	123	123	123	123	101	147	123	123	123	123	123	146	171	123	123	147	147	147	150	150	150	150	125	125	125	125	125	125
8	101	101	101	101	123	123	147	147	147	147	147	147	164	189	154	147	125	125	125	125	125	125	171	171	171	171	171	171
9	125	125	125	125	125	125	125	125	125	125	125	119	189	101	147	125	127	127	127	127	127	127	127	127	127	127	127	127
10	146	119	119	119	119	119	119	119	119	119	119	125	130	154	114	127	119	119	119	119	119	119	119	108	108	108	108	108
11	153	151	151	151	151	151	151	151	151	148	148	148	171	114	125	119	148	148	148	148	148	148	108	108	148	148	148	148
12	119	148	148	148	148	148	148	148	148	127	127	146	103	103	119	148	108	108	108	108	108	108	148	148	119	119	119	119
13	151	108	108	108	108	108	108	127	127	151	146	164	114	123	127	108	199	199	199	164	164	146	146	146	146	146	146	146
14	148	164	164	164	127	127	127	108	108	108	108	189	154	147	148	164	164	164	164	120	146	120	120	120	120	120	120	120
15	108	103	103	127	164	164	164	164	146	146	164	103	109	109	108	120	120	120	120	146	120	164	164	164	164	164	109	109
16	103	189	189	103	146	146	146	146	164	164	189	114	147	125	164	189	189	146	146	199	199	109	109	109	109	109	164	164
17	164	113	127	146	103	189	189	189	189	189	103	154	125	127	120	146	146	189	189	189	189	189	189	189	189	189	189	189
18	189	114	114	189	189	103	103	103	103	103	120	109	127	148	189	103	103	109	109	109	109	199	199	103	103	103	103	103
19	113	109	146	114	114	120	120	120	120	120	114	118	148	108	146	109	109	103	103	103	103	103	103	199	199	199	199	199
20	109	127	113	109	109	114	114	114	114	114	154	113	108	164	103	154	154	114	114	114	154	154	154	154	154	154	154	154
21	114	118	109	113	120	109	109	109	109	109	109	127	120	120	109	114	114	114	154	154	154	114	113	113	113	113	113	113
22	118	146	118	120	113	113	113	113	154	154	118	108	113	113	113	113	113	113	113	113	113	113	113	118	118	118	118	118
23	102	120	120	118	118	118	118	118	113	118	113	120	118	118	118	118	118	118	118	118	118	118	114	102	102	102	102	102
24	127	102	102	154	154	154	154	154	118	113	102	102	102	102	102	102	102	102	102	102	102	102	102	102	102	102	102	102
25	120	154	154	102	102	102	102	102	102	102	102	102	102	102	102	102	102	102	102	102	102	102	102	102	102	102	102	102
26	154	153	153																									

Final Result		
1	130 ANSA MOTORSPORT	Laps 28
2	188 TAURINO RACING BY	2.848
3	101 WAYNE TAYLOR RAC	20.244
4	147 PPM	38.334
5	123 TAURINO RACING BY	40.207
6	150 US RACETRONICS	49.399
7	125 WAYNE TAYLOR RAC	53.872
8	171 TPC RACING	56.712
9	127 DREAM RACING MOT	1'03.630
10	108 US RACETRONICS (P)	1'22.691
11	148 PPM	1'22.789
12	119 MCR RACING (P)	1'29.855
13	146 PPM	1 Lap
14	120 DREAM RACING MOT	1 Lap
15	109 TPC RACING	1 Lap
16	164 KPAX RACING	1 Lap
17	189 NTE SPORT	1 Lap
18	103 WAYNE TAYLOR RAC	1 Lap
19	199 ANSA MOTORSPORT	1 Lap
20	154 DREAM RACING MOT	2 Laps
21	113 US RACETRONICS	2 Laps
22	118 NTE SPORT	2 Laps
23	102 DREAM RACING MOT	3 Laps
24	114 KPAX RACING	5 Laps
RET	151 MCR RACING	18 Laps
RET	153 WAYNE TAYLOR RAC	25 Laps
NS	104 MCR RACING	

Powered by FICr Perugia Timing

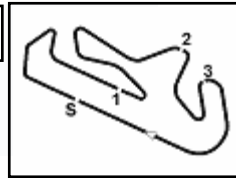
ROGER DUBUIS





6th ROUND

7.5



Lamborghini Super Trofeo - Round 6 - Portimao

Super Trofeo North America - Sectors and Speed Race 1

Autodromo Int. do Algarve 4.653 m

RESULTS

1	130 ANSA MOTORSPORTS	Huracán Super Trofeo EVO2	Laps 28
2	188 TAURINO RACING BY D MOT	Huracán Super Trofeo EVO2	2.848
3	101 WAYNE TAYLOR RACING	Huracán Super Trofeo EVO2	20.244
4	147 PPM	Huracán Super Trofeo EVO2	38.334
5	123 TAURINO RACING BY D MOT	Huracán Super Trofeo EVO2	40.207
6	150 US RACETRONICS	Huracán Super Trofeo EVO2	49.399
7	125 WAYNE TAYLOR RACING	Huracán Super Trofeo EVO2	53.872
8	171 TPC RACING	Huracán Super Trofeo EVO2	56.712
9	127 DREAM RACING MOTORSP	Huracán Super Trofeo EVO2	1'03.630
10	108 US RACETRONICS	Huracán Super Trofeo EVO2	1'22.691
11	148 PPM	Huracán Super Trofeo EVO2	1'22.789
12	119 MCR RACING	Huracán Super Trofeo EVO2	1'29.855
13	146 PPM	Huracán Super Trofeo EVO2	1 Lap
14	120 DREAM RACING MOTORSP	Huracán Super Trofeo EVO2	1 Lap
15	109 TPC RACING	Huracán Super Trofeo EVO2	1 Lap
16	164 KPAX RACING	Huracán Super Trofeo EVO2	1 Lap
17	189 NTE SPORT	Huracán Super Trofeo EVO2	1 Lap
18	103 WAYNE TAYLOR RACING	Huracán Super Trofeo EVO2	1 Lap
19	199 ANSA MOTORSPORTS	Huracán Super Trofeo EVO2	1 Lap
20	154 DREAM RACING MOTORSP	Huracán Super Trofeo EVO2	2 Laps
21	113 US RACETRONICS	Huracán Super Trofeo EVO2	2 Laps
22	118 NTE SPORT	Huracán Super Trofeo EVO2	2 Laps
23	102 DREAM RACING MOTORSP	Huracán Super Trofeo EVO2	3 Laps
24	114 KPAX RACING	Huracán Super Trofeo EVO2	5 Laps
RET	151 MCR RACING	Huracán Super Trofeo EVO2	18 Laps
RET	153 WAYNE TAYLOR RACING	Huracán Super Trofeo EVO2	25 Laps
NS	104 MCR RACING	Huracán Super Trofeo EVO2	

SPEED

1	125 WAYNE TAYLOR RACING	Huracán Super Trofeo EVO2	279,1
2	130 ANSA MOTORSPORTS	Huracán Super Trofeo EVO2	279,1
3	101 WAYNE TAYLOR RACING	Huracán Super Trofeo EVO2	277,6
4	108 US RACETRONICS	Huracán Super Trofeo EVO2	276,9
5	147 PPM	Huracán Super Trofeo EVO2	276,9
6	150 US RACETRONICS	Huracán Super Trofeo EVO2	276,2
7	146 PPM	Huracán Super Trofeo EVO2	275,5
8	127 DREAM RACING MOTORSP	Huracán Super Trofeo EVO2	275,5
9	103 WAYNE TAYLOR RACING	Huracán Super Trofeo EVO2	274,8
10	171 TPC RACING	Huracán Super Trofeo EVO2	274,8
11	188 TAURINO RACING BY D MOT	Huracán Super Trofeo EVO2	274,8
12	120 DREAM RACING MOTORSP	Huracán Super Trofeo EVO2	274,8
13	123 TAURINO RACING BY D MOT	Huracán Super Trofeo EVO2	274,8
14	148 PPM	Huracán Super Trofeo EVO2	274,1
15	119 MCR RACING	Huracán Super Trofeo EVO2	274,1
16	199 ANSA MOTORSPORTS	Huracán Super Trofeo EVO2	274,1
17	164 KPAX RACING	Huracán Super Trofeo EVO2	273,4
18	154 DREAM RACING MOTORSP	Huracán Super Trofeo EVO2	272,7
19	153 WAYNE TAYLOR RACING	Huracán Super Trofeo EVO2	271,4
20	113 US RACETRONICS	Huracán Super Trofeo EVO2	270,7
21	118 NTE SPORT	Huracán Super Trofeo EVO2	270,7
22	109 TPC RACING	Huracán Super Trofeo EVO2	270,7
23	114 KPAX RACING	Huracán Super Trofeo EVO2	269,3
24	189 NTE SPORT	Huracán Super Trofeo EVO2	269,3
25	151 MCR RACING	Huracán Super Trofeo EVO2	268,7
26	102 DREAM RACING MOTORSP	Huracán Super Trofeo EVO2	266,0

SEG. 1

1	188 TAURINO RACING BY D	32.073
2	101 WAYNE TAYLOR RACIN	32.158
3	130 ANSA MOTORSPORTS	32.169
4	125 WAYNE TAYLOR RACIN	32.310
5	150 US RACETRONICS	32.382
6	127 DREAM RACING MOTO	32.430
7	108 US RACETRONICS	32.447
8	171 TPC RACING	32.512
9	147 PPM	32.522
10	123 TAURINO RACING BY D	32.590
11	199 ANSA MOTORSPORTS	32.731
12	146 PPM	32.736
13	119 MCR RACING	32.809
14	148 PPM	32.812
15	120 DREAM RACING MOTO	32.929
16	109 TPC RACING	32.958
17	164 KPAX RACING	33.072
18	154 DREAM RACING MOTO	33.225
19	151 MCR RACING	33.376
20	103 WAYNE TAYLOR RACIN	33.628
21	189 NTE SPORT	33.637
22	114 KPAX RACING	33.875
23	118 NTE SPORT	34.123
24	113 US RACETRONICS	34.281
25	102 DREAM RACING MOTO	35.106
26	153 WAYNE TAYLOR RACIN	41.207

SEG. 2

1	188 TAURINO RACING BY D	32.676
2	130 ANSA MOTORSPORTS	32.797
3	101 WAYNE TAYLOR RACIN	32.857
4	123 TAURINO RACING BY D	32.949
5	150 US RACETRONICS	32.956
6	171 TPC RACING	32.960
7	127 DREAM RACING MOTO	32.974
8	199 ANSA MOTORSPORTS	33.033
9	147 PPM	33.083
10	108 US RACETRONICS	33.100
11	125 WAYNE TAYLOR RACIN	33.121
12	148 PPM	33.302
13	146 PPM	33.342
14	119 MCR RACING	33.390
15	109 TPC RACING	33.408
16	120 DREAM RACING MOTO	33.736
17	189 NTE SPORT	34.014
18	154 DREAM RACING MOTO	34.097
19	151 MCR RACING	34.135
20	164 KPAX RACING	34.144
21	103 WAYNE TAYLOR RACIN	34.491
22	114 KPAX RACING	34.808
23	118 NTE SPORT	34.952
24	153 WAYNE TAYLOR RACIN	35.078
25	113 US RACETRONICS	35.179
26	102 DREAM RACING MOTO	36.757

SEG. 3

1	150 US RACETRONICS	20.579
2	188 TAURINO RACING BY D	20.722
3	130 ANSA MOTORSPORTS	20.760
4	127 DREAM RACING MOTO	20.840
5	101 WAYNE TAYLOR RACIN	20.845
6	171 TPC RACING	20.921
7	147 PPM	20.949
8	123 TAURINO RACING BY D	20.953
9	199 ANSA MOTORSPORTS	21.018
10	108 US RACETRONICS	21.023
11	125 WAYNE TAYLOR RACIN	21.047
12	146 PPM	21.088
13	109 TPC RACING	21.171
14	148 PPM	21.211
15	119 MCR RACING	21.325
16	151 MCR RACING	21.376
17	120 DREAM RACING MOTO	21.426
18	154 DREAM RACING MOTO	21.541
19	114 KPAX RACING	21.663
20	164 KPAX RACING	21.679
21	189 NTE SPORT	21.805
22	103 WAYNE TAYLOR RACIN	21.922
23	118 NTE SPORT	22.068
24	113 US RACETRONICS	22.161
25	153 WAYNE TAYLOR RACIN	22.337
26	102 DREAM RACING MOTO	23.134

SEG. 4

1	171 TPC RACING	17.456
2	125 WAYNE TAYLOR RACIN	17.456
3	199 ANSA MOTORSPORTS	17.459
4	101 WAYNE TAYLOR RACIN	17.468
5	127 DREAM RACING MOTO	17.468
6	130 ANSA MOTORSPORTS	17.494
7	150 US RACETRONICS	17.495
8	123 TAURINO RACING BY D	17.535
9	188 TAURINO RACING BY D	17.537
10	146 PPM	17.549
11	147 PPM	17.550
12	108 US RACETRONICS	17.609
13	148 PPM	17.654
14	120 DREAM RACING MOTO	17.704
15	119 MCR RACING	17.856
16	164 KPAX RACING	17.975
17	154 DREAM RACING MOTO	18.001
18	109 TPC RACING	18.022
19	114 KPAX RACING	18.190
20	153 WAYNE TAYLOR RACIN	18.206
21	151 MCR RACING	18.211
22	103 WAYNE TAYLOR RACIN	18.257
23	113 US RACETRONICS	18.317
24	189 NTE SPORT	18.407
25	118 NTE SPORT	18.740
26	102 DREAM RACING MOTO	19.664

04/11/2022

Powered by FICr Perugia Timing

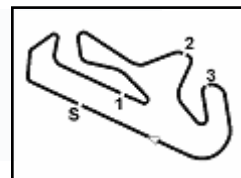
ROGER DUBUIS





6th ROUND

7.6



Lamborghini Super Trofeo - Round 6 - Portimao Super Trofeo North America - Analysis Race 1

Autodromo Int. do Algarve 4.653 m

Start at 10:58'33.061

2 / 7

Race Time 51'48.170 + 5.000Pen

Race Time 51'08.806

109 TPC Racing (1'45.701)							114 Kpax Racing (1'48.707)								
Lap	Seg.1	Seg.2	Seg.3	Seg.4	Lap Time	km/h	Local Time	Lap	Seg.1	Seg.2	Seg.3	Seg.4	Lap Time	km/h	Local Time
Wesley Slimp							Slade Stewart								
1		41.418	24.486	20.084	2'11.942		11:00'45.003	1		41.380	24.248	19.733	2'12.264		11:00'45.325
2	38.573	38.478	23.711	18.916	1'59.678	260,9	11:02'44.681	2	37.127	37.433	22.918	19.245	1'56.723	263,4	11:02'42.048
3	35.961	36.853	23.587	18.956	1'55.357	266,7	11:04'40.038	3	36.400	37.107	23.103	19.165	1'55.775	265,4	11:04'37.823
4	35.764	37.227	22.863	19.014	1'54.868	266,0	11:06'34.906	4	35.935	36.905	23.234	18.974	1'55.048	265,4	11:06'32.871
5	34.567	35.871	22.642	18.577	1'51.657	266,0	11:08'26.563	5	35.252	36.076	22.487	19.025	1'52.840	266,7	11:08'25.711
6	34.821	36.124	22.703	18.306	1'51.954	268,0	11:10'18.517	6	34.241	36.011	23.002	18.581	1'51.835	265,4	11:10'17.546
7	34.123	35.339	22.175	18.300	1'49.937	268,0	11:12'08.454	7	34.356	34.959	21.865	18.317	1'49.497	269,3	11:12'07.043
8	34.008	34.979	22.151	18.486	1'49.624	268,0	11:13'58.078	8	33.875	35.498	22.213	18.190	1'49.776	268,0	11:13'56.819
9	34.310	35.227	22.155	18.578	1'50.270	267,3	11:15'48.348	9	34.512	35.235	21.828	18.435	1'50.010	267,3	11:15'46.829
10	34.153	35.377	22.996	18.455	1'50.981	264,7	11:17'39.329	10	34.405	35.261	22.054	18.480	1'50.200	268,0	11:17'37.029
11	34.134	36.029	23.696	18.542	1'52.401	267,3	11:19'31.730	11	34.310	35.031	22.253	19.196	1'50.790	268,7	11:19'27.819
12	34.292	35.359	22.303	18.687	1'50.641	267,3	11:21'22.371	12	33.920	34.808	21.663	18.316	1'48.707	268,7	11:21'16.526
13	34.240	34.865	22.016	18.678	1'49.799	267,3	11:23'12.170	13	34.221	35.344	21.679	18.595	1'49.839	268,0	11:23'06.365
14	35.114	35.181	23.178	26.255	1'59.728P	267,3	11:25'11.898	14	34.264	36.214	21.937	18.765	1'51.180	269,3	11:24'57.545
Tyler Hoffman							Race Time 45'50.565								
15	2'04.846	34.259	21.717	18.185	3'19.007P		11:28'30.905	15	35.939	35.638	23.343	28.053	2'02.973P	268,0	11:27'00.518
16	33.603	35.258	21.877	18.219	1'48.957	264,7	11:30'19.862	16	2'08.851	36.237	22.627	18.774	3'26.489P		11:30'27.007
17	33.227	34.515	21.904	18.148	1'47.794	266,0	11:32'07.656	17	34.100	35.993	22.722	18.603	1'51.418	266,7	11:32'18.425
18	32.981	33.924	21.760	18.150	1'46.815	267,3	11:33'54.471	18	34.740	35.907	22.362	19.048	1'52.057	267,3	11:34'10.482
19	34.058	33.592	21.702	18.023	1'47.375	268,0	11:35'41.846	19	34.650	35.444	22.849	19.232	1'52.175	267,3	11:36'02.657
20	33.083	33.408	21.188	18.022	1'45.701	267,3	11:37'27.547	20	34.832	35.682	22.458	19.080	1'52.052	266,7	11:37'54.709
21	33.115	33.531	21.238	18.077	1'45.961	268,0	11:39'13.508	21	35.112	36.940	22.796	18.636	1'53.484	262,1	11:39'48.193
22	33.684	33.602	21.459	18.135	1'46.880	266,0	11:41'00.388	22	34.686	35.661	22.862	25.181	1'58.390	269,3	11:41'46.583
23	33.373	33.562	21.438	18.117	1'46.490	266,0	11:42'46.878	23	44.245	50.694	27.739	34.365	2'37.043P	192,5	11:44'23.626
24	33.093	33.462	21.414	18.194	1'46.163	266,7	11:44'33.041	Race Time 45'50.565							
25	33.899	33.695	21.171	18.166	1'46.931	267,3	11:46'19.972	118 NTE Sport (1'50.503)							
26	32.958	33.646	21.592	18.516	1'46.712	268,0	11:48'06.684	Tiger Tari							
27	33.043	34.871	22.410	18.392	1'48.716	270,7	11:49'55.400	Lap	Seg.1	Seg.2	Seg.3	Seg.4	Lap Time	km/h	Local Time
Race Time 51'22.339							1		41.369	25.585	20.011	2'13.281		11:00'46.342	
							2	37.675	38.572	24.367	19.814	2'00.428	264,1	11:02'46.770	
							3	34.461	36.687	23.762	19.211	1'54.121	266,7	11:04'40.891	
							4	35.357	37.190	24.150	19.280	1'55.977	268,0	11:06'36.868	
							5	34.860	36.356	22.695	19.114	1'53.025	269,3	11:08'29.893	
							6	34.847	36.031	22.634	18.971	1'52.483	267,3	11:10'22.376	
							7	34.219	35.370	22.174	18.740	1'50.503	268,7	11:12'12.879	
							8	34.561	36.638	22.118	18.837	1'52.154	269,3	11:14'05.033	
							9	36.055	35.522	22.567	19.414	1'53.558	270,0	11:15'58.591	
							10	34.768	35.154	22.407	18.830	1'51.159	267,3	11:17'49.750	
							11	34.247	35.464	22.269	18.890	1'50.870	270,0	11:19'40.620	
							12	34.771	35.761	22.695	27.602	2'00.829P	268,7	11:21'41.449	
							13	2'12.453	36.855	22.480	19.559	3'31.347P		11:25'12.796	
							14	57.650	35.664	22.423	19.363	2'15.100	264,1	11:27'27.896	
							15	34.749	35.922	22.694	18.787	1'52.152	266,0	11:29'20.048	
							16	35.232	35.703	22.390	19.291	1'52.616	268,7	11:31'12.664	
							17	34.211	35.457	22.489	19.252	1'51.409	266,0	11:33'04.073	
							18	34.329	35.376	22.068	19.150	1'50.923	264,7	11:34'54.996	
							19	34.503	35.644	22.643	19.071	1'51.861	266,0	11:36'46.857	
							20	35.133	35.828	22.805	19.474	1'53.240	266,0	11:38'40.097	
							21	34.726	35.495	22.603	19.328	1'52.152	268,0	11:40'32.249	
							22	34.456	35.746	22.571	19.372	1'52.145	266,0	11:42'24.394	
							23	35.111	36.490	23.526	19.138	1'54.265	266,7	11:44'18.659	
							24	34.623	35.791	22.654	19.873	1'52.941	268,7	11:46'11.600	
							25	35.312	35.843	22.470	18.937	1'52.562	270,0	11:48'04.162	
							26	34.123	34.952	24.816	19.650	1'53.541	270,7	11:49'57.703	
							Race Time 51'24.642								
							119 MCR Racing (1'45.828)								
							Shehan Chandrasoma								
							Lap	Seg.1	Seg.2	Seg.3	Seg.4	Lap Time	km/h	Local Time	
							1		36.312	23.131	18.673	1'58.586		11:00'31.647	
							2	35.622	34.728	21.461	18.076	1'49.887	268,0	11:02'21.534	

04/11/2022

P = Pits In/Out - C = Lap Time Cancelled

Powered by FICr Perugia Timing

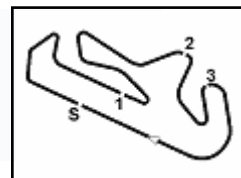
ROGER DUBUIS





6th ROUND

7.6



Lamborghini Super Trofeo - Round 6 - Portimao
Super Trofeo North America - Analysis Race 1

Autodromo Int. do Algarve 4.653 m

Start at 10:58'33.061

4 / 7

Table with 6 columns: Lap, Seg.1, Seg.2, Seg.3, Seg.4, Lap Time, km/h, Local Time. Driver: Edoardo Liberati. Row 13: 33.677, 33.543, 21.362, 17.594, 1'46.176, 272.0, 11:23'43.867.

Table with 6 columns: Lap, Seg.1, Seg.2, Seg.3, Seg.4, Lap Time, km/h, Local Time. Driver: Dario Capitanio. Row 13: 33.677, 33.543, 21.362, 17.594, 1'46.176, 272.0, 11:23'43.867.

Table with 8 columns: Lap, Seg.1, Seg.2, Seg.3, Seg.4, Lap Time, km/h, Local Time. Driver: John DuBets. Row 13: 33.075, 33.342, 21.271, 17.604, 1'45.292, 274.1, 11:22'22.607.

130 ANSA Motorsports (1'43.738)

Table with 8 columns: Lap, Seg.1, Seg.2, Seg.3, Seg.4, Lap Time, km/h, Local Time. Driver: Nelson jr Piquet. Row 13: 2'05.837, 34.267, 21.226, 17.615, 3'18.945P, 11:22'57.345.

147 PPM (1'44.544)

Table with 8 columns: Lap, Seg.1, Seg.2, Seg.3, Seg.4, Lap Time, km/h, Local Time. Driver: Sebastian Carazo. Row 13: 33.580, 33.794, 21.615, 25.010, 1'53.999P, 11:20'04.411.

04/11/2022 P = Pits In/Out - C = Lap Time Cancelled

Powered by FICr Perugia Timing

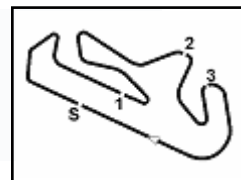
ROGER DUBUIS





6th ROUND

7.6



Lamborghini Super Trofeo - Round 6 - Portimao
Super Trofeo North America - Analysis Race 1

Autodromo Int. do Algarve 4.653 m

Start at 10:58'33.061

6 / 7

Main race analysis table with columns for driver, lap, segment, time, speed, and local time. Includes names like Billy Johnson, Fred Roberts, and various race times.

171 TPC Racing (1'44.219)

189 NTE Sport (1'48.257)

Table for driver 171 TPC Racing, showing lap-by-lap performance metrics.

Table for driver 189 NTE Sport, showing lap-by-lap performance metrics.

188 Taurino Racing by D Motorsport (1'43.331)

199 ANSA Motorsports (1'44.419)

Table for driver 188 Taurino Racing, showing lap-by-lap performance metrics.

Table for driver 199 ANSA Motorsports, showing lap-by-lap performance metrics.

04/11/2022

P = Pits In/Out - C = Lap Time Cancelled

Powered by FICr Perugia Timing

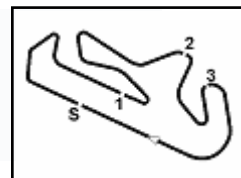




SCUDERIA CORSE

6th ROUND

7.6



Lamborghini Super Trofeo - Round 6 - Portimao Super Trofeo North America - Analysis Race 1

Autodromo Int. do Algarve 4.653 m

7 / 7

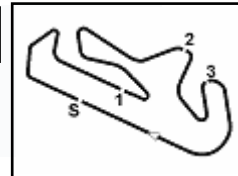
Start at 10:58'33.061

4	32.731	33.033	21.196	17.459	1'44.419	272,0	11:05'39.904
5	32.771	33.214	21.018	17.698	1'44.701	272,7	11:07'24.605
6	33.174	33.369	21.124	17.694	1'45.361	272,0	11:09'09.966
7	33.088	33.212	21.530	17.606	1'45.436	272,0	11:10'55.402
8	33.588	33.268	21.019	17.688	1'45.563	272,0	11:12'40.965
9	32.879	33.256	21.144	17.580	1'44.859	272,7	11:14'25.824
10	32.952	33.273	21.214	17.621	1'45.060	272,7	11:16'10.884
11	32.991	34.606	21.142	17.731	1'46.470	272,0	11:17'57.354
12	32.796	33.451	21.502	17.614	1'45.363	272,7	11:19'42.717
13	32.853	33.373	21.260	17.642	1'45.128	274,1	11:21'27.845
14	33.023	33.203	21.141	17.735	1'45.102	272,7	11:23'12.947
15	33.183	33.363	21.294	17.624	1'45.464	272,7	11:24'58.411
16	33.815	33.370	21.264	24.849	1'53.298P	273,4	11:26'51.709
Ron Atapattu							
17	3'11.842	37.449	23.536	20.331	4'33.158P		11:31'24.867
18	36.165	37.866	22.903	19.688	1'56.622	265,4	11:33'21.489
19	37.104	36.809	24.058	19.685	1'57.656	266,0	11:35'19.145
20	35.918	37.585	23.153	19.428	1'56.084	262,8	11:37'15.229
21	35.702	36.996	23.571	19.777	1'56.046	267,3	11:39'11.275
22	36.306	37.160	23.102	19.414	1'55.982	268,0	11:41'07.257
23	36.165	37.435	23.517	19.317	1'56.434	268,0	11:43'03.691
24	36.439	36.764	23.195	19.253	1'55.651	270,7	11:44'59.342
25	35.729	37.033	23.169	19.471	1'55.402	268,7	11:46'54.744
26	35.121	37.161	23.022	19.823	1'55.127	268,7	11:48'49.871
27	35.417	36.895	23.373	19.923	1'55.608	267,3	11:50'45.479

Race Time 52'12.418

6th ROUND

7.3



Lamborghini Super Trofeo - Round 6 - Portimao

Super Trofeo North America - Championship Standings

Autodromo Int. do Algarve 4.653 m

1 / 5

Points	Points From First	May 1 LAGUNA SECA	May 22 NOLA	June 26 WATKINS GLEN	August 7 ROAD AMERICA	August 28 VIR	November 4 PORTIMAO		
AM Cup									
1	REGER Nikko (USA)	133	1 15 10	5 12	1 12 15	1 15 5	1 12 12	1 15	
1	STAAB David (USA)	133	1 15 10	5 12	1 12 15	1 15 5	1 12 12	1 15	
2	CHANDRASOMA Shehan (USA)	125 8	8 8	8 15	15	1 12 15	1 15 15	12	
3	SELLARI Randy (USA)	77 56	12 1	1 8	12	8 12	10 8	5	
4	HOFFMAN Tyler (USA)	74 59	1 8 5	1 12 5	2 2	10 6	8 6	8	
4	SLIMP Wesley (USA)	74 59	1 8 5	1 12 5	2 2	10 6	8 6	8	
5	ALIABADI Cam (USA)	58 75	5 15	10 10	10 8				
6	HENNESSY John (USA)	43 90	10 6	2 2	10	5 8			
7	TAIT Thomas (USA)	36 97	4 3	3	4 5		6 5	6	
8	SENHORETI Claude (BRA)	30 103	6 4	6 4	3 4			3	
9	BACARELLA Caesar (USA)	29 104	1 12		6	10			
9	FUENTES TELICH Martin (MEX)	29 104	1 12		6	10			
10	BACON Caleb (USA)	28 105		15 6	5	1 1			
10	MUSS AJ (USA)	28 105		15 6	5	1 1			
11	O'BRIEN Jordan (USA)	26 107		1 4 3	3	6 4		1 4	
12	AU Alex (HKG)	25 108					5 10	10	
13	BERGSTEIN Lance (USA)	15 118			1 8 6				
13	MILLER Jon (USA)	15 118			1 8 6				
14	COLLINS Bart (USA)	13 120	6	1	1	2 3			
14	MENNELLA Michael (USA)	13 120	6	1	1	2 3			
15	MADSEN Patrick-Otto (USA)	11 122		1 4 3	3				
16	COURTNEY Jeff (USA)	10 123	3 2			3 2			
17	ATAPATTU Ron (USA)	5 128						1 4	
18	WALKER Jake (USA)	4 129				4			

04/11/2022

Powered by FICr Perugia Timing

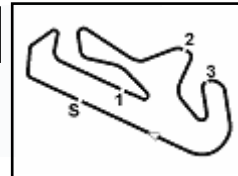
ROGER DUBUIS





6th ROUND

7.3



Lamborghini Super Trofeo - Round 6 - Portimao Super Trofeo North America - Championship Standings

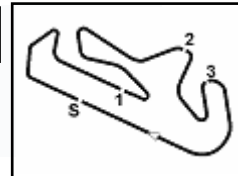
Autodromo Int. do Algarve 4.653 m

2 / 5

	Points	Points From First	May 1 LAGUNA SECA	May 22 NOLA	June 26 WATKINS GLEN	August 7 ROAD AMERICA	August 28 VIR	November 4 PORTIMAO		
19 PARMELEE Nick (USA)	3	130	2		1					
20 SCHWAB Wyatt (USA)	2	131	2							
21 KVAMME Mark (USA)	1	132			1					
22 ANDRUSKO Trevor (USA)	1	132	1							
22 SCHMIDT Scott (USA)	1	132	1							



6th ROUND

7.3

Lamborghini Super Trofeo - Round 6 - Portimao Super Trofeo North America - Championship Standings

Autodromo Int. do Algarve 4.653 m

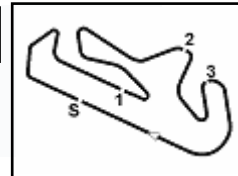
3 / 5

Points	Points From First	LC Cup									
		May 1 LAGUNA SECA	May 22 NOLA	June 26 WATKINS GLEN	August 7 ROAD AMERICA	August 28 VIR	November 4 PORTIMAO				
1 STEWART Slade (USA)	108	1 8 15	1 15 12	1 5 15	1 1 6 4	6 12	5				
2 GAGNE-KEATS Jason (USA)	105 3	4 10	1 8 6	1 12 6	15 12	1 8 8	1 12				
2 MARTIN Charlie (GBR)	105 3	4 10	1 8 6	1 12 6	15 12	1 8 8	1 12				
3 HIRSHBERG Jon (USA)	104 4	10 12	6 15	8 10	4 8	15 6	10				
3 LEVY Ofir (USA)	104 4	10 12	6 15	8 10	4 8	15 6	10				
4 PERUSQUIA Rogelio (MEX)	73 35	5 8	12 10	6 5	8 10	4 5					
4 VALES Rodrigo (MEX)	73 35	5 8	12 10	6 5	8 10	4 5					
5 SCHMIDT Scott (USA)	63 45		10 8	15 12	12 6						
6 ROBERTS Fred (CAN)	48 60			10 8		10 4	1 15				
7 TARI Tiger (USA)	33 75				5 5	5 10	8				
8 MCINTOSH Anthony (USA)	28 80					1 12 15					
9 TANDON Keawn (USA)	25 83				10 15						
10 GROSSBERG Alan (USA)	18 90	6 6					6				
11 ARCHER Todd (USA)	10 98				5 5						



6th ROUND

7.3



Lamborghini Super Trofeo - Round 6 - Portimao

Super Trofeo North America - Championship Standings

Autodromo Int. do Algarve 4.653 m

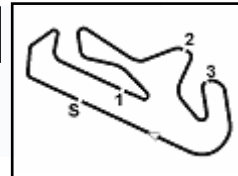
4 / 5

Points	Points From First	May 1 LAGUNA SECA	May 22 NOLA	June 26 WATKINS GLEN	August 7 ROAD AMERICA	August 28 VIR	November 4 PORTIMAO		
PRO Cup									
1 FORMAL Danny (CRI)	141	15 12	1 1 6 15	1 1 15 15	1 1 12 10	10 15	10		
1 MARCELLI Kyle (CAN)	141	15 12	1 1 6 15	1 1 15 15	1 1 12 10	10 15	10		
2 SPINELLI Loris (ITA)	110 31	1 8 10	8 8	6 6	15 15	1 15 5	12		
2 TAURINO Giano (USA)	110 31	1 8 10	8 8	6 6	15 15	1 15 5	12		
3 KUJALA Patrick (FIN)	103 38	1 12 15	10 10	5 12	10 5	12 4	1 6		
3 PISCOPO Edoardo (ITA)	103 38	1 12 15	10 10	5 12	10 5	12 4	1 6		
4 LIBERATI Edoardo (ITA)	93 48	10 6	12 12	12 8	6 6	1 4 12	4		
5 PIQUET Nelson jr (BRA)	66 75		15 4	10 10	8 3		1 15		
6 JOHNSON Billy (USA)	60 81	6 4	4 6	8 4	3 4	6 10	5		
7 YODER Aidan (USA)	53 88	4 5	3 5	3 5	4 8	5 8	3		
8 BERKELEY Luke (USA)	52 89	5 8	5 3	4 3	2	8 6	8		
9 MISSIG Jordan (USA)	44 97		3 5	3 5	4 8	5 8	3		
10 CAPITANIO Dario (ITA)	33 108				6 6	1 4 12	4		
11 ANTINUCCI Richard (USA)	24 117				2	8 6	8		
12 MILLER Joel (USA)	17 124				5 12				



6th ROUND

7.3

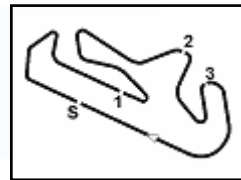


Lamborghini Super Trofeo - Round 6 - Portimao
Super Trofeo North America - Championship Standings

Autodromo Int. do Algarve 4.653 m

5 / 5

Points	Points From First	May 1	May 22	June 26	August 7	August 28	November 4			
		LAGUNA SECA	NOLA	WATKINS GLEN	ROAD AMERICA	VIR	PORTIMAO			
PRO AM Cup										
1	DUBETS John (USA)	133	10 15	1 15 6	1 10 4	1 15 15	1 15 15	1 8		
1	LEW Bryson (USA)	133	10 15	1 15 6	1 10 4	1 15 15	1 15 15	1 8		
2	CARAZO Sebastian (PUR)	129 4	12 8	1 6 15	15 12	12 8	12 12	1 15		
2	ORTIZ Bryan (PUR)	129 4	12 8	1 6 15	15 12	12 8	12 12	1 15		
3	HARRISON Ashton (USA)	119 14	15 12	12 12	12 10	10 12	6 6	12		
3	LONG Thomas (USA)	119 14	15 12	12 12	12 10	10 12	6 6	12		
4	LIDDY Patrick (USA)	93 40	1 8 6	8 5	4 15	1 8 6	1 10 10	10		
4	OCKEY Damon (CAN)	93 40	1 8 6	8 5	4 15	1 8 6	1 10 10	10		
5	PETERSSON Lucas (SWE)	32 101				6 10	8 8			
6	CAPITANIO Dario (ITA)	32 101		10 8	6 8					
6	GROSSBERG Alan (USA)	32 101		10 8	6 8					
7	ANTINUCCI Richard (USA)	26 107	1 5 10	10						
7	PRICE Justin (USA)	26 107	1 5 10	10						
8	JACOBSON Brett (USA)	21 112	6 5		5 5					
8	MILLER Joel (USA)	21 112	6 5		5 5					
9	FREIBERG Ashley (USA)	16 117				6 10				
10	TANDON Keawn (USA)	16 117					8 8			
11	CONWRIGHT Jaden (USA)	15 118			1 8 6					
11	YOUNT Don (USA)	15 118			1 8 6					

6th ROUND

Lamborghini Super Trofeo - Round 6 - Portimao

Super Trofeo North America - Pit Times Race 1

Autodromo Int. do Algarve 4.653 m

Start: 10:58'33.061 1: 11:18'33.061 / 11:28'33.061

No.	Entrant	Driver		Race Time	Local Time	Pit Time	Ref. Time	Difference	Penalty
101	Wayne Taylor Racing	D.FORMAL	Pit IN	22'54.764	11:21'27.825				
		K.MARCELLI	PIT OUT	24'29.660	11:23'02.721	1'34.896 (1)	1'34.000		
102	Dream Racing Motorsport	A.GROSSBERG	Pit IN	22'14.759	11:20'47.820				
			PIT OUT	23'57.434	11:22'30.495	1'42.675 (1)	1'37.000		
103	Wayne Taylor Racing	R.SELLARI	Pit IN	26'21.872	11:24'54.933				
			PIT OUT	27'59.540	11:26'32.601	1'37.668 (1)	1'37.000		
108	US RaceTronics	D.OCKEY	Pit IN	20'16.022	11:18'49.083				
		P.LIDDY	PIT OUT	21'53.290	11:20'26.351	1'37.268 (1)	1'34.000		
109	TPC Racing	W.SLIMP	Pit IN	26'33.508	11:25'06.569				
		T.HOFFMAN	PIT OUT	28'10.496	11:26'43.557	1'36.988 (1)	1'34.000		
113	US RaceTronics	J.HIRSHBERG	Pit IN	23'04.829	11:21'37.890				
		O.LEVY	PIT OUT	24'45.708	11:23'18.769	1'40.879 (1)	1'34.000		
114	Kpax Racing	S.STEWART	Pit IN	28'22.282	11:26'55.343				
			PIT OUT	30'00.525	11:28'33.586	1'38.243 (1)	1'37.000		
			Pit IN	45'43.914	11:44'16.975				
118	NTE Sport	T.TARI	Pit IN	23'03.095	11:21'36.156				
			PIT OUT	24'46.595	11:23'19.656	1'43.500 (1)	1'37.000		
119	MCR Racing	S.CHANDRASOMA	Pit IN	25'16.336	11:23'49.397				
			PIT OUT	26'53.177	11:25'26.238	1'36.841 (1)	1'37.000	0.159	0.477
120	Dream Racing Motorsport	A.AU	Pit IN	20'48.992	11:19'22.053				
			PIT OUT	22'28.059	11:21'01.120	1'39.067 (1)	1'37.000		
123	Taurino Racing by D Motorsport	L.BERKELEY	Pit IN	23'08.642	11:21'41.703				
		R.ANTINUCCI	PIT OUT	24'42.772	11:23'15.833	1'34.130 (1)	1'34.000		
125	Wayne Taylor Racing	A.HARRISON	Pit IN	21'40.719	11:20'13.780				
		T.LONG	PIT OUT	23'15.398	11:21'48.459	1'34.679 (1)	1'34.000		
127	Dream Racing Motorsport	E.LIBERATI	Pit IN	20'02.141	11:18'35.202				
			PIT OUT	21'38.125	11:20'11.186	1'35.984 (1)	1'34.000		
130	ANSA Motorsports	N.PIQUET	Pit IN	21'00.264	11:19'33.325				
			PIT OUT	22'38.038	11:21'11.099	1'37.774 (1)	1'37.000		
146	PPM	J.DUBETS	Pit IN	25'36.297	11:24'09.358				
		B.LEW	PIT OUT	27'14.397	11:25'47.458	1'38.100 (1)	1'34.000		
147	PPM	S.CARAZO	Pit IN	21'26.235	11:19'59.296				
		B.ORTIZ	PIT OUT	23'03.075	11:21'36.136	1'36.840 (1)	1'34.000		
148	PPM	D.STAAB	Pit IN	21'49.478	11:20'22.539				
		N.REGER	PIT OUT	23'25.945	11:21'59.006	1'36.467 (1)	1'34.000		
150	US RaceTronics	P.KUJALA	Pit IN	28'02.072	11:26'35.133				
		E.PISCOPO	PIT OUT	29'36.916	11:28'09.977	1'34.844 (1)	1'34.000		
153	Wayne Taylor Racing	A.YODER	Pit IN	4'58.093	11:03'31.154				
			PIT OUT	6'56.030	11:05'29.091	1'57.937			
			Pit IN	9'11.938	11:07'44.999				
154	Dream Racing Motorsport	C.MARTIN	Pit IN	28'12.006	11:26'45.067				
			PIT OUT	29'56.012	11:28'29.073	1'44.006 (1)	1'34.000		
164	Kpax Racing	T.TAIT	Pit IN	24'09.849	11:22'42.910				
			PIT OUT	25'48.104	11:24'21.165	1'38.255 (1)	1'37.000		
171	TPC Racing	B.JOHNSON	Pit IN	21'04.994	11:19'38.055				
			PIT OUT	22'42.351	11:21'15.412	1'37.357 (1)	1'37.000		
			Pit IN	42'00.155	11:40'33.216				
			PIT OUT	42'34.893	11:41'07.954	34.738			
188	Taurino Racing by D Motorsport	L.SPINELLI	Pit IN	27'51.556	11:26'24.617				

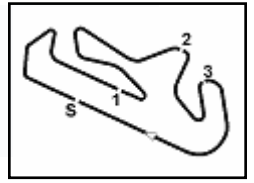
Powered by FICr Perugia Timing

ROGER DUBUIS





6th ROUND



Lamborghini Super Trofeo - Round 6 - Portimao
Super Trofeo North America - Pit Times Race 1

Autodromo Int. do Algarve 4.653 m

Start: 10:58'33.061 1: 11:18'33.061 / 11:28'33.061

No.	Entrant	Driver		Race Time	Local Time	Pit Time	Ref. Time	Difference	Penalty
188	Taurino Racing by D Motorsport	G.TAURINO	PIT OUT	29'27.530	11:28'00.591	1'35.974 (1)	1'34.000		
189	NTE Sport	F.ROBERTS	Pit IN PIT OUT	26'09.411 27'47.304	11:24'42.472 11:26'20.365	1'37.893 (1)	1'37.000		
199	ANSA Motorsports	J.O'BRIEN R.RATAPATTU	Pit IN PIT OUT	28'13.451 30'53.362	11:26'46.512 11:29'26.423	2'39.911 (1)	1'34.000		
104	MCR Racing	Michael Mennella							
151	MCR Racing	Claude Senhoret							

Powered by FICr Perugia Timing

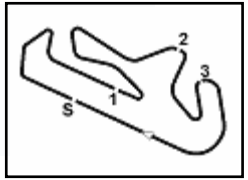
ROGER DUBUIS





6th ROUND

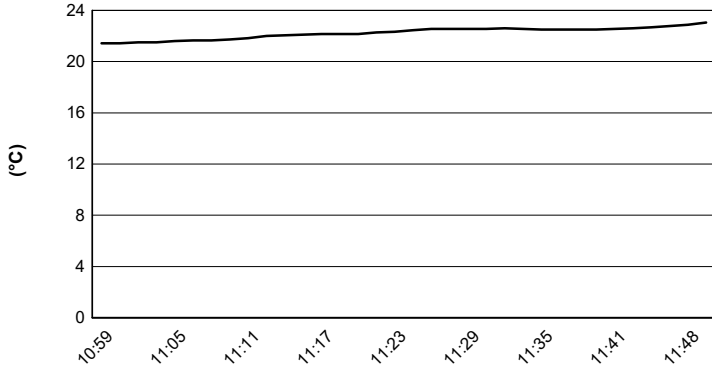
7.11



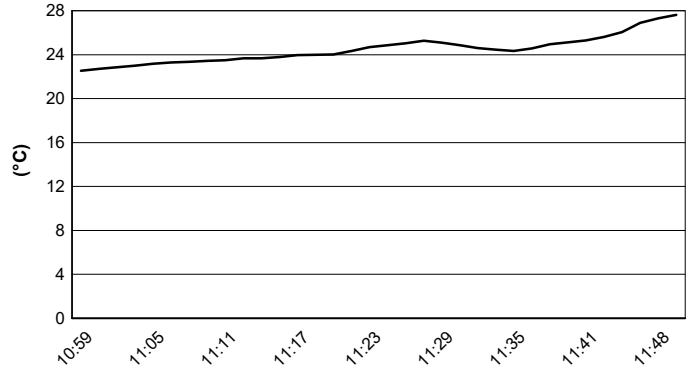
Lamborghini Super Trofeo - Round 6 - Portimao
Super Trofeo North America - Weather Report Race 1
Session started 10:59 - Session ended 11:50

Autodromo Int. do Algarve 4.653 m


Air Temperature



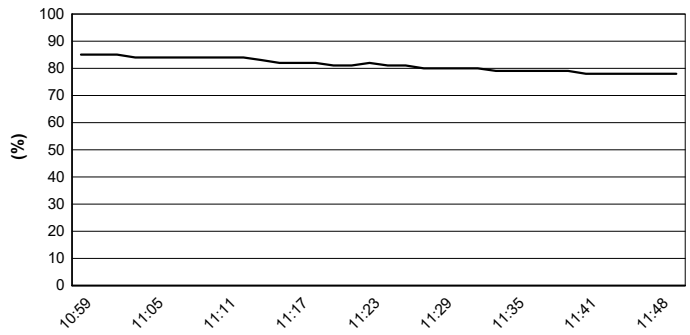
Track Temperature



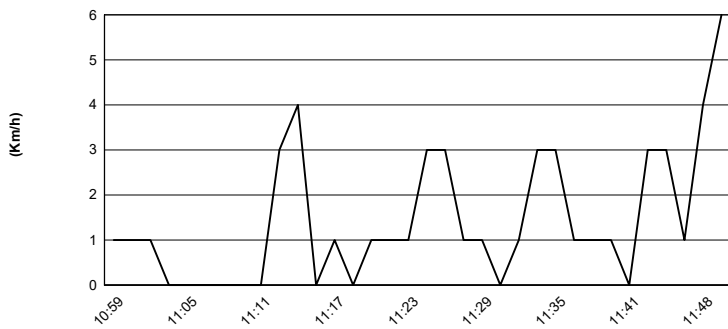
Air Pressure



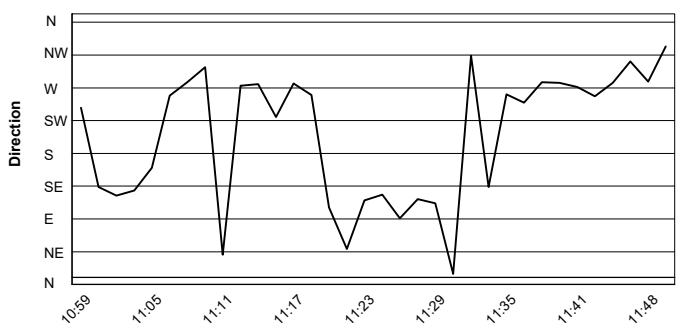
Humidity



Wind Speed



Wind Direction



04/11/2022

Powered by FICr Perugia Timing

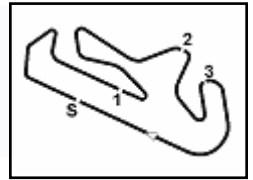
ROGER DUBUIS





6th ROUND

7.12



Lamborghini Super Trofeo - Round 6 - Portimao

Super Trofeo North America - Starting Grid Race 1 (Duration: 50')

Autodromo Int. do Algarve 4.653 m

14	114	STEWART S. Flying Lizard Motorsports	Lamborghini
13	118	TARI T. NTE Sport	Lamborghini 1'52.736
12	113	HIRSHBERG J. US RaceTronics	Lamborghini 1'48.949
11	189	ROBERTS F. NTE Sport	Lamborghini 1'48.303
10	103	SELLARI R. Wayne Taylor Racing	Lamborghini 1'46.517
9	154	MARTIN C. Dream Racing Motorsport	Lamborghini 1'45.666
8	120	AU A. Dream Racing Motorsport	Lamborghini 1'45.144
7	148	STAAB D. Precision Performance Motorspo	Lamborghini 1'44.790
6	153	YODER A. Wayne Taylor Racing	Lamborghini 1'44.187
5	147	CARAZO S. Precision Performance Motorspo	Lamborghini 1'44.035
4	146	DUBETS J. Precision Performance Motorspo	Lamborghini 1'43.537
3	127	LIBERATI E. Dream Racing Motorsport	Lamborghini 1'42.599
2	188	SPINELLI L. Taurino Racing by D Motorsport	Lamborghini 1'42.436
1	150	KUJALA P. US RaceTronics	Lamborghini 1'42.201

102	GROSSBERG A. Dream Racing Motorsport	Lamborghini 2'01.743
109	SLIMP W. TPC Racing	Lamborghini 1'49.942
164	TAIT T. Flying Lizard Motorsports	Lamborghini 1'48.519
104	MENNELLA M. MCR Racing	Lamborghini 1'46.646
108	OCKEY D. US RaceTronics	Lamborghini 1'46.150
151	SENHORETI C. MCR Racing	Lamborghini 1'45.408
119	CHANDRASOMA S. MCR Racing	Lamborghini 1'44.931
125	HARRISON A. Wayne Taylor Racing	Lamborghini 1'44.558
171	JOHNSON B. TPC Racing	Lamborghini 1'44.183
199	O'BRIEN J. ANSA Motorsports	Lamborghini 1'43.577
123	BERKELEY L. Taurino Racing by D Motorsport	Lamborghini 1'43.313
101	FORMAL D. Wayne Taylor Racing	Lamborghini 1'42.462
130	PIQUET N. ANSA Motorsports	Lamborghini 1'42.381

