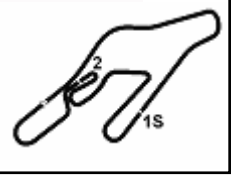




6th Round

6.1

PRO-PROAM
FINAL

EUROPE PRO - PRO AM - Results Race 2

Autodromo Vallelunga 4.085 m

Laps 29 = 118,465 km - Avg 139,857 km/h - Race Time 50'49.350

1 / 2

No.	Driver 1 Entrant	Driver 2 Team	Car	Class	Laps	Time	Gap	Rel.	Fastest Lap
1	9 SÖDERSTRÖM Oliver (SWE) TARGET RACING	ALI Largim (DNK) 1'35.194 Target Racing	Huracán ST EVO 2	PRO	29	50'49.350		18	1'35.148
2	61 BALTHASAR Sebastian (DEU) OREGON TEAM	MORETTI Marzio (ITA) 1'35.212 Oregon Team	Huracán ST EVO 2	PRO	29	50'53.962	4.612	4.612	8 1'35.147
3P	86 LEITCH Brendon (NZL) LEIPERT MOTORSPORT	Leipert Motorsport	Huracán ST EVO 2	PRO	29	50'54.425	5.075	0.463	4 1'34.860
4P	28 BONDUÉL Amaury (FRA) BONDUEL AMAURY	BDR Competition by Grupo Prom	Huracán ST EVO 2	PRO	29	50'55.223	5.873	0.798	4 1'34.945
5P	95 PETROV Artem (ISR) VSR	VSR	Huracán ST EVO 2	PRO	29	50'55.431	6.081	0.208	6 1'35.186
6	44 EBRAHIM Pedro (BRA) 1'35.740 OREGON TEAM	PUJEU BEYA Guillem (ESP) Oregon Team	Huracán ST EVO 2	PRO	29	50'56.584	7.234	1.153	6 1'35.093
7	33 EATON Abbie (GBR) 1'36.393 BONALDI MOTORSPORT	ARROW Daan (NLD) Rebelleo by Bonaldi Motorsport	Huracán ST EVO 2	PRO	29	50'59.255	9.905	2.671	5 1'34.826
8	11 BERTO Filippo (ITA) OREGON TEAM	MAINETTI Alessandro (ITA) 1'35.843 Oregon Team	Huracán ST EVO 2	PRO	29	51'00.380	11.030	1.125	5 1'35.207
9P	27 TRIBAUDINI Stephane (FRA) 1'35.878 TRIBAUDINI STEPHANE	CABIROU Loris (FRA) CMR	Huracán ST EVO 2	PRO	29	51'00.770	11.420	0.390	8 1'35.022
10	42 FREYMUTH Sebastian (DEU) AKF MOTORSPORT	AKF Motorsport	Huracán ST EVO 2	PRO	29	51'01.359	12.009	0.589	5 1'35.015
11	16 LEWANDOWSKI Andrzej (POL) 1'36.322 VSR	SPINELLI Loris (ITA) VSR	Huracán ST EVO 2	PROAM	29	51'02.692	13.342	1.333	4 1'35.101
12P	6 MICHELOTTO Mattia (ITA) VSR	STADSBADER Gilles (BEL) 1'35.240 VSR	Huracán ST EVO 2	PRO	29	51'03.115	13.765	0.423	19 1'35.026
13P	89 SCHOONDERWOERD Nigel (NLD) 1'36.284 IRON LYNX	BUURMAN Yelmer (NLD) Iron Lynx	Huracán ST EVO 2	PROAM	29	51'03.326	13.976	0.211	16 1'35.362
14	99 DE FULGENCIO Marc (ESP) LEIPERT MOTORSPORT	MATTHIESEN Patrik (DNK) 1'36.050 Leipert Motorsport	Huracán ST EVO 2	PRO	29	51'03.831	14.481	0.505	9 1'35.145
15	10 TESTA Rodrigo (PRT) IRON LYNX	DE WILDE Ugo (BEL) 1'35.451 Iron Lynx	Huracán ST EVO 2	PRO	29	51'04.220	14.870	0.389	3 1'34.220
16	51 POLLINI Giacomo (ITA) IMPERIALE SPORT CAR SERVICE	POLLINI Matteo (ITA) 1'36.162 Imperiale Racing	Huracán ST EVO 2	PRO	29	51'04.487	15.137	0.267	18 1'35.400
17	78 ZONZINI Emanuele (SMR) IRON LYNX	COLOMBINI Emanuel (SMR) 1'36.380 Iron Lynx	Huracán ST EVO 2	PROAM	29	51'08.370	19.020	3.883	22 1'35.468
18	20 VAN DEN BERG Robert (NLD) VAN DEN BERG ROBERT	VAN DEN BERG Benjamin (NLD) 1'36.752 HBR Motorsport	Huracán ST EVO 2	PROAM	29	51'09.108	19.758	0.738	14 1'35.985
19	71 RYBA Martin (SVK) 1'37.116 BRUTAL FISH RACING TEAM	LIBERATI Edoardo (ITA) Brutal Fish Racing Team	Huracán ST EVO 2	PROAM	29	51'09.434	20.084	0.326	16 1'35.153
20	3 PAVLOVIC Milos (SRB) BONALDI MOTORSPORT	FISCHBAUM Michael (DEU) 1'40.111 Bonaldi Motorsport	Huracán ST EVO 2	PROAM	29	51'10.245	20.895	0.811	13 1'34.251
21	75 ABKHAZAVA Shota (KAZ) 1'38.085 ART LINE	ORUDZHEV Egor (KGZ) ART Line	Huracán ST EVO 2	PROAM	29	51'13.838	24.488	3.593	4 1'35.144
22	13 MALOIGNE Edgar (FRA) GUERIN STEPHAN	GUERIN Stephan (FRA) 1'36.488 Arkadia Racing	Huracán ST EVO 2	PROAM	29	51'14.867	25.517	1.029	16 1'36.128
23P	50 IANNIELLO Riccardo (ITA) DL CONSULTING	FABI Alessandro (ITA) 1'35.745 Lamborghini Roma by DL Racing	Huracán ST EVO 2	PRO	29	51'17.189	27.839	2.322	5 1'34.974
24	92 BLANCHEMAIN Michael (FRA) 1'39.729 SCUDERIA VILLORBA CORSE	PLA Jim (FRA) Scuderia Villorba Corse	Huracán ST EVO 2	PROAM	29	51'20.174	30.824	2.985	5 1'35.074
25	14 BETTERA Enrico (ITA) 1'39.265 OREGON TEAM	PEGORARO Lorenzo (ITA) Oregon Team	Huracán ST EVO 2	PROAM	29	51'23.865	34.515	3.691	4 1'35.872
26P	68 SCIONTI Federico (ITA) 1'36.005 DL CONSULTING	SEGÙ Luca (ITA) Lamborghini Roma by DL Racing	Huracán ST EVO 2	PRO	28	51'09.842	1 Lap	1 Lap	10 1'35.155
27	81 AU Alex (HKG) 1'36.896 TARGET RACING	SCHANDORFF Frederik (DNK) Target Racing	Huracán ST EVO 2	PROAM	27	47'47.544	2 Laps	1 Lap	3 1'33.507
28	15 BOLGER Douglas (JPN) TARGET RACING	GREENWOOD Robert (GBR) 1'38.711 Lamborghini Stuttgart by Target Racing	Huracán ST EVO 2	PROAM	21	37'28.019	8 Laps	6 Laps	6 1'34.924
----- Not Classified -----									
RET	66 FORMANEK Bronek (CZE) MICANEK MOTORSPORT ACCR TEAM	BASZ Karol (POL) Micanek Motorsport ACCR Team	Huracán ST EVO 2	PROAM	18	32'02.258	11 Laps	5	1'35.224

Starting: 29 Classified: 28 Not Classified: 0 Retired: 1 Not Started: 0

Fastest Lap N. 3 No. 81 Frederik Schandorff Time 1'33.507 Avg. 157,272 Km/h

Humidity:	59%	AIR	18°C
Condition:	DRY	Temp:	25°C

Stewards : Alessandro Tibiletti Alice Scutellà Franco Leoni

Start	End
17/11/2023 11:52	12:45

Powered by FICr Perugia Timing

ROGER DUBUIS

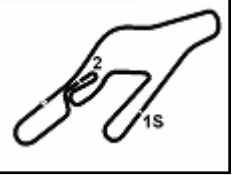
driving emotion



6th Round

6.1

PRO-PROAM
FINAL



Autodromo Vallelunga 4.085 m

2 / 2

EUROPE PRO - PRO AM - Results Race 2

Laps 18 = 73,530 km - Avg 86,808 km/h - Race Time 32'02.258

Penalty and Infringement

12.12	50	DL Consulting	Time Penalty +5 sec - Causing a Collision - Stewards dec. n.22
12.15	6	VSR	Time Penalty +5 sec - Causing a Collision - Stewards dec. n.23
12.27	28	Bonduel Amaury	Time Penalty +0.606 - Incorrect driver change
12.27	86	Leipert Motorsport	Time Penalty +0.732 - Incorrect driver change
12.27	89	Iron Lynx	Time Penalty +0.516 - Incorrect driver change
12.28	95	VSR	Time Penalty +0.063 - Incorrect driver change
12.33	27	Tribaudini Stephane	Time Penalty +5 sec - Causing a Collision - Stewards dec. n.24
12.42	6	VSR	Time Penalty +5 sec - Causing a Collision - Stewards dec. n.25
13.19	68	DL Consulting	Time Penalty +5 sec - Stewards dec. n. 26

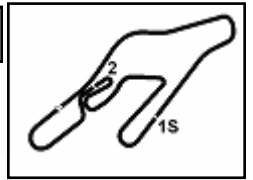
Stewards : Alessandro Tibiletti Alice Scutellà Franco Leoni

Start 17/11/2023 11:52
End 12:45

Powered by FICr Perugia Timing

ROGER DUBUIS

 **HANKOOK**
driving emotion

6th Round6.2
PRO-PROAM

EUROPE PRO - PRO AM - Results by Class Race 2

Autodromo Vallelunga 4.085 m

1 / 2

PRO

Laps 29 = 118,465 km - Avg 139,857 km/h - Race Time 50'49.350

No.	Driver 1 Entrant	Driver 2 Team	Car	Laps	Time	Gap	Rel.	Fastest Lap
1	9 SÖDERSTRÖM Oliver (SWE) TARGET RACING	ALI Largim (DNK) 1'35.194 Target Racing	Huracán ST EVO 2	29	50'49.350		18	1'35.148
2	61 BALTHASAR Sebastian (DEU) OREGON TEAM	MORETTI Marzio (ITA) 1'35.212 Oregon Team	Huracán ST EVO 2	29	50'53.962	4.612	4.612	8 1'35.147
3P	86 LEITCH Brendon (NZL) LEIPERT MOTORSPORT	Leipert Motorsport	Huracán ST EVO 2	29	50'54.425	5.075	0.463	4 1'34.860
4P	28 BONDUÉL Amaury (FRA) BONDUÉL AMAURY	BDR Competition by Grupo Prom	Huracán ST EVO 2	29	50'55.223	5.873	0.798	4 1'34.945
5P	95 PETROV Artem (ISR) VSR	VSR	Huracán ST EVO 2	29	50'55.431	6.081	0.208	6 1'35.186
6	44 EBRAHIM Pedro (BRA) 1'35.740 OREGON TEAM	PUJEU BEYA Guillem (ESP) Oregon Team	Huracán ST EVO 2	29	50'56.584	7.234	1.153	6 1'35.093
7	33 EATON Abbie (GBR) 1'36.393 BONALDI MOTORSPORT	ARROW Daan (NLD) Rebelleo by Bonaldi Motorsport	Huracán ST EVO 2	29	50'59.255	9.905	2.671	5 1'34.826
8	11 BERTO Filippo (ITA) OREGON TEAM	MAINETTI Alessandro (ITA) 1'35.843 Oregon Team	Huracán ST EVO 2	29	51'00.380	11.030	1.125	5 1'35.207
9P	27 TRIBAUDINI Stephane (FRA) 1'35.878 TRIBAUDINI STEPHANE	CABIROU Loris (FRA) CMR	Huracán ST EVO 2	29	51'00.770	11.420	0.390	8 1'35.022
10	42 FREYMUTH Sebastian (DEU) AKF MOTORSPORT	AKF Motorsport	Huracán ST EVO 2	29	51'01.359	12.009	0.589	5 1'35.015
11P	6 MICHELOTTO Mattia (ITA) VSR	STADSBADER Gilles (BEL) 1'35.240 VSR	Huracán ST EVO 2	29	51'03.115	13.765	1.756	19 1'35.026
12	99 DE FULGENCIO Marc (ESP) LEIPERT MOTORSPORT	MATTHIESEN Patrik (DNK) 1'36.050 Leipert Motorsport	Huracán ST EVO 2	29	51'03.831	14.481	0.716	9 1'35.145
13	10 TESTA Rodrigo (PRT) IRON LYNX	DE WILDE Ugo (BEL) 1'35.451 Iron Lynx	Huracán ST EVO 2	29	51'04.220	14.870	0.389	3 1'34.220
14	51 POLLINI Giacomo (ITA) IMPERIALE SPORT CAR SERVICE	POLLINI Matteo (ITA) 1'36.162 Imperiale Racing	Huracán ST EVO 2	29	51'04.487	15.137	0.267	18 1'35.400
15P	50 IANNIELLO Riccardo (ITA) DL CONSULTING	FABI Alessandro (ITA) 1'35.745 Lamborghini Roma by DL Racing	Huracán ST EVO 2	29	51'17.189	27.839	12.702	5 1'34.974
16P	68 SCIONTI Federico (ITA) 1'36.005 DL CONSULTING	SEGÙ Luca (ITA) Lamborghini Roma by DL Racing	Huracán ST EVO 2	28	51'09.842	1 Lap	1 Lap	10 1'35.155

Starting: 16 Classified: 16 Not Classified: 0 Retired: 0 Not Started: 0
 Fastest Lap N. 3 No. 10 Rodrigo Testa Time 1'34.220 Avg. 156,082 Km/h

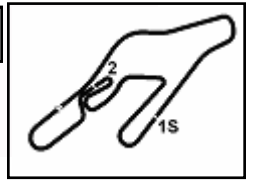
Clerk of the Course : Gianfranco Bonifacio

Race Director : Alain Adam

Start 17/11/2023 11:52
 End 12:45

Powered by FICr Perugia Timing

ROGER DUBUIS

6th Round6.2
PRO-PROAM

EUROPE PRO - PRO AM - Results by Class Race 2

Autodromo Vallelunga 4.085 m

2 / 2

PRO AM

Laps 29 = 118,465 km - Avg 139,248 km/h - Race Time 51'02.692

No.	Driver 1 Entrant	Driver 2 Team	Car	Laps	Time	Gap	Rel.	Fastest Lap
1	16 LEWANDOWSKI Andrzej (POL) 1'36.322 VSR	SPINELLI Loris (ITA) VSR	Huracán ST EVO 2	29	51'02.692		4	1'35.101
2P	89 SCHOONDERWOERD Nigel (NLD) 1'36.284 IRON LYNX	BUURMAN Yelmer (NLD) Iron Lynx	Huracán ST EVO 2	29	51'03.326	0.634	0.634	16 1'35.362
3	78 ZONZINI Emanuele (SMR) IRON LYNX	COLOMBINI Emanuel (SMR) 1'36.380 Iron Lynx	Huracán ST EVO 2	29	51'08.370	5.678	5.044	22 1'35.468
4	20 VAN DEN BERG Robert (NLD) VAN DEN BERG ROBERT	VAN DEN BERG Benjamin (NLD) 1'36.752 HBR Motorsport	Huracán ST EVO 2	29	51'09.108	6.416	0.738	14 1'35.985
5	71 RYBA Martin (SVK) 1'37.116 BRUTAL FISH RACING TEAM	LIBERATI Edoardo (ITA) Brutal Fish Racing Team	Huracán ST EVO 2	29	51'09.434	6.742	0.326	16 1'35.153
6	3 PAVLOVIC Milos (SRB) BONALDI MOTORSPORT	FISCHBAUM Michael (DEU) 1'40.111 Bonaldi Motorsport	Huracán ST EVO 2	29	51'10.245	7.553	0.811	13 1'34.251
7	75 ABKHAZAVA Shota (KAZ) 1'38.085 ART LINE	ORUDZHEV Egor (KGZ) ART Line	Huracán ST EVO 2	29	51'13.838	11.146	3.593	4 1'35.144
8	13 MALOIGNE Edgar (FRA) GUERIN STEPHAN	GUERIN Stephan (FRA) 1'36.488 Arkadia Racing	Huracán ST EVO 2	29	51'14.867	12.175	1.029	16 1'36.128
9	92 BLANCHEMAIN Michael (FRA) 1'39.729 SCUDERIA VILLORBA CORSE	PLA Jim (FRA) Scuderia Villorba Corse	Huracán ST EVO 2	29	51'20.174	17.482	5.307	5 1'35.074
10	14 BETTERA Enrico (ITA) 1'39.265 OREGON TEAM	PEGORARO Lorenzo (ITA) Oregon Team	Huracán ST EVO 2	29	51'23.865	21.173	3.691	4 1'35.872
11	81 AU Alex (HKG) 1'36.896 TARGET RACING	SCHANDORFF Frederik (DNK) Target Racing	Huracán ST EVO 2	27	47'47.544	2 Laps	2 Laps	3 1'33.507
12	15 BOLGER Douglas (JPN) TARGET RACING	GREENWOOD Robert (GBR) 1'38.711 Lamborghini Stuttgart by Target Racing	Huracán ST EVO 2	21	37'28.019	8 Laps	6 Laps	6 1'34.924
----- Not Classified -----								
RET	66 FORMANEK Bronek (CZE) MICANEK MOTORSPORT ACCR TEAM	BASZ Karol (POL) MicaneK Motorsport ACCR Team	Huracán ST EVO 2	18	32'02.258	11 Laps	5	1'35.224

Starting: 13 Classified: 12 Not Classified: 0 Retired: 1 Not Started: 0
Fastest Lap N. 3 No. 81 Frederik Schandorff Time 1'33.507 Avg. 157,272 Km/h

Humidity:	59%	AIR	18°C
Condition:	DRY	Temp:	25°C

Clerk of the Course : Gianfranco Bonifacio

Race Director : Alain Adam

17/11/2023	Start 11:52	End 12:45
------------	----------------	--------------

Powered by FICr Perugia Timing

ROGER DUBUIS

driving emotion



EUROPE PRO - PRO AM - Best Sectors and Speed Race 2

Autodromo Vallelunga 4.085 m

RESULTS

			Laps
1	9 SÖDERSTRÖM Oliver	Huracán ST EVO 2	29
2	61 MORETTI Marzio	Huracán ST EVO 2	4.612
3	86 LEITCH Brendon	Huracán ST EVO 2	5.075
4	28 BONDUEL Amaury	Huracán ST EVO 2	5.873
5	95 PETROV Artem	Huracán ST EVO 2	6.081
6	44 EBRAHIM Pedro	Huracán ST EVO 2	7.234
7	33 EATON Abbie	Huracán ST EVO 2	9.905
8	11 MAINETTI Alessandro	Huracán ST EVO 2	11.030
9	27 TRIBAUDINI Stephane	Huracán ST EVO 2	11.420
10	42 FREYMUTH Sebastian	Huracán ST EVO 2	12.009
11	16 LEWANDOWSKI Andrzej	Huracán ST EVO 2	13.342
12	6 MICHELOTTO Mattia	Huracán ST EVO 2	13.765
13	89 BUURMAN Yelmer	Huracán ST EVO 2	13.976
14	99 MATTHIESEN Patrik	Huracán ST EVO 2	14.481
15	10 DE WILDE Ugo	Huracán ST EVO 2	14.870
16	51 POLLINI Giacomo	Huracán ST EVO 2	15.137
17	78 ZONZINI Emanuele	Huracán ST EVO 2	19.020
18	20 VAN DEN BERG Benjamin	Huracán ST EVO 2	19.758
19	71 LIBERATI Edoardo	Huracán ST EVO 2	20.084
20	3 PAVLOVIC Milos	Huracán ST EVO 2	20.895
21	75 ABKHAZAVA Shota	Huracán ST EVO 2	24.488
22	13 MALOIGNE Edgar	Huracán ST EVO 2	25.517
23	50 FABI Alessandro	Huracán ST EVO 2	27.839
24	92 BLANCHÉMAIN Michael	Huracán ST EVO 2	30.824
25	14 BETTERA Enrico	Huracán ST EVO 2	34.515
26	68 SCIONTI Federico	Huracán ST EVO 2	1 Lap
27	81 AU Alex	Huracán ST EVO 2	2 Laps
28	15 GREENWOOD Robert	Huracán ST EVO 2	8 Laps
RET	66 FORMANEK Bronek	Huracán ST EVO 2	11 Laps

SPEED

1	33 EATON Abbie	Huracán ST EVO 2	248,8
2	10 DE WILDE Ugo	Huracán ST EVO 2	248,3
3	15 GREENWOOD Robert	Huracán ST EVO 2	248,3
4	13 MALOIGNE Edgar	Huracán ST EVO 2	247,7
5	81 AU Alex	Huracán ST EVO 2	247,7
6	3 PAVLOVIC Milos	Huracán ST EVO 2	247,7
7	89 BUURMAN Yelmer	Huracán ST EVO 2	247,1
8	99 MATTHIESEN Patrik	Huracán ST EVO 2	247,1
9	78 ZONZINI Emanuele	Huracán ST EVO 2	246,6
10	42 FREYMUTH Sebastian	Huracán ST EVO 2	246,0
11	71 LIBERATI Edoardo	Huracán ST EVO 2	245,5
12	92 BLANCHÉMAIN Michael	Huracán ST EVO 2	245,5
13	44 EBRAHIM Pedro	Huracán ST EVO 2	245,5
14	11 MAINETTI Alessandro	Huracán ST EVO 2	245,5
15	20 VAN DEN BERG Benjamin	Huracán ST EVO 2	245,5
16	9 SÖDERSTRÖM Oliver	Huracán ST EVO 2	245,5
17	51 POLLINI Giacomo	Huracán ST EVO 2	245,5
18	27 TRIBAUDINI Stephane	Huracán ST EVO 2	244,9
19	95 PETROV Artem	Huracán ST EVO 2	244,9
20	61 MORETTI Marzio	Huracán ST EVO 2	244,9
21	68 SCIONTI Federico	Huracán ST EVO 2	244,9
22	66 FORMANEK Bronek	Huracán ST EVO 2	244,3
23	6 MICHELOTTO Mattia	Huracán ST EVO 2	244,3
24	28 BONDUEL Amaury	Huracán ST EVO 2	243,8
25	86 LEITCH Brendon	Huracán ST EVO 2	243,2
26	75 ABKHAZAVA Shota	Huracán ST EVO 2	243,2
27	16 LEWANDOWSKI Andrzej	Huracán ST EVO 2	242,7
28	50 FABI Alessandro	Huracán ST EVO 2	242,2
29	14 BETTERA Enrico	Huracán ST EVO 2	241,6

SEG. 1

1	81 AU Alex	28.888
2	50 FABI Alessandro	29.142
3	86 LEITCH Brendon	29.222
4	10 DE WILDE Ugo	29.256
5	3 PAVLOVIC Milos	29.263
6	6 MICHELOTTO Mattia	29.265
7	15 GREENWOOD Robert	29.284
8	28 BONDUEL Amaury	29.297
9	61 MORETTI Marzio	29.315
10	78 ZONZINI Emanuele	29.325
11	33 EATON Abbie	29.328
12	68 SCIONTI Federico	29.372
13	99 MATTHIESEN Patrik	29.387
14	42 FREYMUTH Sebastian	29.420
15	75 ABKHAZAVA Shota	29.420
16	27 TRIBAUDINI Stephane	29.429
17	66 FORMANEK Bronek	29.437
18	89 BUURMAN Yelmer	29.440
19	9 SÖDERSTRÖM Oliver	29.460
20	44 EBRAHIM Pedro	29.481
21	51 POLLINI Giacomo	29.497
22	16 LEWANDOWSKI Andrzej	29.530
23	95 PETROV Artem	29.532
24	11 MAINETTI Alessandro	29.583
25	71 LIBERATI Edoardo	29.617
26	92 BLANCHÉMAIN Michae	29.649
27	14 BETTERA Enrico	29.680
28	20 VAN DEN BERG Benjam	29.713
29	13 MALOIGNE Edgar	29.879

SEG. 2

1	81 AU Alex	43.893
2	3 PAVLOVIC Milos	44.121
3	10 DE WILDE Ugo	44.126
4	61 MORETTI Marzio	44.261
5	50 FABI Alessandro	44.386
6	68 SCIONTI Federico	44.396
7	15 GREENWOOD Robert	44.433
8	11 MAINETTI Alessandro	44.451
9	71 LIBERATI Edoardo	44.455
10	75 ABKHAZAVA Shota	44.484
11	33 EATON Abbie	44.485
12	6 MICHELOTTO Mattia	44.511
13	92 BLANCHÉMAIN Michae	44.513
14	99 MATTHIESEN Patrik	44.535
15	9 SÖDERSTRÖM Oliver	44.584
16	44 EBRAHIM Pedro	44.602
17	95 PETROV Artem	44.613
18	28 BONDUEL Amaury	44.629
19	27 TRIBAUDINI Stephane	44.635
20	86 LEITCH Brendon	44.641
21	66 FORMANEK Bronek	44.656
22	14 BETTERA Enrico	44.707
23	42 FREYMUTH Sebastian	44.712
24	16 LEWANDOWSKI Andrzej	44.716
25	89 BUURMAN Yelmer	44.750
26	51 POLLINI Giacomo	44.781
27	20 VAN DEN BERG Benjam	44.843
28	78 ZONZINI Emanuele	44.853
29	13 MALOIGNE Edgar	44.946

SEG. 3

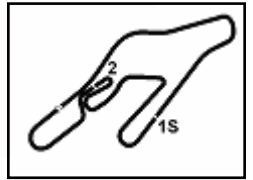
1	81 AU Alex	20.603
2	10 DE WILDE Ugo	20.669
3	61 MORETTI Marzio	20.751
4	16 LEWANDOWSKI Andrzej	20.764
5	3 PAVLOVIC Milos	20.767
6	42 FREYMUTH Sebastian	20.831
7	15 GREENWOOD Robert	20.832
8	92 BLANCHÉMAIN Michae	20.835
9	27 TRIBAUDINI Stephane	20.837
10	44 EBRAHIM Pedro	20.858
11	6 MICHELOTTO Mattia	20.859
12	28 BONDUEL Amaury	20.867
13	99 MATTHIESEN Patrik	20.885
14	9 SÖDERSTRÖM Oliver	20.913
15	75 ABKHAZAVA Shota	20.929
16	95 PETROV Artem	20.932
17	50 FABI Alessandro	20.938
18	71 LIBERATI Edoardo	20.938
19	86 LEITCH Brendon	20.961
20	33 EATON Abbie	20.964
21	66 FORMANEK Bronek	20.972
22	78 ZONZINI Emanuele	20.983
23	68 SCIONTI Federico	20.985
24	20 VAN DEN BERG Benjam	20.986
25	11 MAINETTI Alessandro	21.015
26	51 POLLINI Giacomo	21.044
27	89 BUURMAN Yelmer	21.059
28	14 BETTERA Enrico	21.112
29	13 MALOIGNE Edgar	21.125



6th Round

6.4

PRO-PROAM



EUROPE PRO - PRO AM - Lap Chart Race 2

Autodromo Vallelunga 4.085 m

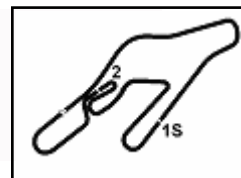
	Lap																													
	1	2	3	4	5	6	7	8	9	10	11	12	13	14	15	16	17	18	19	20	21	22	23	24	25	26	27	28	29	
1	81	81	81	81	81	81	81	81	81	81	81	81	81	81	81	81	81	81	81	81	81	81	81	81	81	81	81	81	81	81
2	16	16	16	16	16	16	16	16	16	16	16	16	16	16	95	95	95	33	9	9	9	9	9	9	9	9	86	86	86	6
3	9	9	86	86	86	86	86	86	86	86	86	86	86	9	33	33	33	9	86	86	86	86	86	86	86	86	6	6	6	86
4	86	86	28	28	28	28	28	28	28	28	28	28	28	95	75	75	75	86	28	28	28	28	28	6	6	6	61	61	61	61
5	28	28	9	9	9	9	9	9	9	9	9	9	9	33	66	66	66	28	6	6	6	6	6	61	61	61	28	28	28	28
6	95	95	95	95	95	95	95	95	95	95	95	95	95	75	92	92	92	95	61	61	61	61	61	28	28	28	95	95	95	95
7	27	75	75	75	75	75	75	75	75	75	75	75	33	66	42	42	14	75	33	33	95	95	95	95	95	95	81	27	27	27
8	75	50	33	33	33	33	50	50	50	50	33	75	92	99	14	9	61	95	95	33	33	27	27	27	27	27	27	44	44	44
9	10	33	50	50	50	50	61	61	61	61	33	50	50	42	14	20	86	6	16	27	27	33	33	33	33	33	33	33	33	33
10	33	61	61	61	61	61	33	33	33	33	61	61	66	11	15	9	28	66	27	16	16	16	16	16	16	16	44	11	11	11
11	61	6	6	6	6	6	27	27	27	27	27	27	92	99	20	86	16	16	75	75	44	44	44	44	44	44	11	81	42	42
12	6	27	27	27	27	27	6	6	6	6	6	6	44	14	9	28	61	92	66	44	75	11	11	11	11	11	16	16	16	16
13	50	68	68	68	68	68	68	68	66	66	66	66	42	15	16	16	6	27	44	11	11	75	42	42	42	42	42	42	89	89
14	68	66	66	66	66	66	66	92	92	92	92	11	20	86	61	27	11	11	99	99	99	99	99	99	99	99	99	99	99	99
15	92	92	92	92	92	92	44	44	44	44	44	44	99	10	28	6	42	44	99	42	42	42	75	89	89	89	89	99	10	10
16	44	44	44	44	44	44	44	42	42	42	42	14	86	61	27	11	99	92	89	89	89	89	75	75	75	10	10	51	51	
17	66	42	42	42	42	42	42	11	11	11	11	11	15	28	27	99	44	42	42	92	92	10	10	10	10	10	51	51	78	78
18	11	11	11	11	11	11	11	99	99	99	99	20	61	6	11	99	89	89	10	10	92	92	51	51	51	75	75	20	20	
19	42	14	14	14	14	14	14	14	14	14	14	10	27	11	44	89	14	10	20	51	51	51	92	92	20	20	71	71	71	
20	20	99	99	99	99	99	99	89	89	89	89	61	44	44	89	20	10	14	51	20	78	78	78	78	20	78	78	75	3	
21	99	89	89	89	89	89	89	20	20	20	20	27	6	89	15	10	20	20	78	78	20	20	20	20	78	92	71	3	50	
22	14	20	20	20	20	20	13	15	15	15	6	89	10	10	15	51	51	13	13	13	13	13	13	13	13	13	3	50	75	
23	89	13	13	13	13	13	15	13	13	13	89	68	68	13	13	13	13	14	71	71	71	71	71	71	71	71	50	13	13	
24	13	71	51	51	51	51	51	51	51	51	13	50	13	51	51	78	78	71	14	50	50	50	50	50	3	92	92	92	92	
25	51	51	71	15	15	15	15	10	10	10	10	68	13	51	78	78	15	50	50	50	14	14	14	14	14	50	13	14	14	
26	78	78	15	71	71	71	78	78	78	78	78	78	51	51	78	50	50	50	71	15	15	15	3	3	3	14	14	68		
27	71	15	78	78	78	78	10	71	71	71	71	78	78	50	71	71	71	15	3	3	3	68	68	68	68	68	68			
28	15	3	3	10	10	10	71	3	3	3	68	71	71	71	3	3	3	3	68	68	68									
29	3	10	10	3	3	3	3	68	68	68	3	3	3	3	68	68	68	68												

Final Result		
1	9	TARGET RACING Laps 29
2	61	OREGON TEAM 4.612
3	86	LEIPERT MOTORSP0 5.075
4	28	BONDUEL AMAURY (5.873
5	95	VSR (P) 6.081
6	44	OREGON TEAM 7.234
7	33	BONALDI MOTORSP0 9.905
8	11	OREGON TEAM 11.030
9	27	TRIBAUDINI STEPHA 11.420
10	42	AKF MOTORSPORT 12.009
11	16	VSR 13.342
12	6	VSR (P) 13.765
13	89	IRON LYNX (P) 13.976
14	99	LEIPERT MOTORSP0 14.481
15	10	IRON LYNX 14.870
16	51	IMPERIALE SPORT C 15.137
17	78	IRON LYNX 19.020
18	20	VAN DEN BERG ROB 19.758
19	71	BRUTAL FISH RACIN 20.084
20	3	BONALDI MOTORSP0 20.895
21	75	ART LINE 24.488
22	13	GUERIN STEPHAN 25.517
23	50	DL CONSULTING (P) 27.839
24	92	SCUDERIA VILLORBA 30.824
25	14	OREGON TEAM 34.515
26	68	DL CONSULTING 1 Lap
27	81	TARGET RACING 2 Laps
28	15	TARGET RACING 8 Laps
RET	66	MICANEK MOTORSP 11 Laps

Powered by FICr Perugia Timing

ROGER DUBUIS





EUROPE PRO - PRO AM - Chronological Analysis Race 2

Autodromo Vallelunga 4.085 m

Start at 11:52'03.653

1 / 8

3 Bonaldi Motorsport (1'34.251)							Lap	Seg.1	Seg.2	Seg.3	Lap Time	km/h	Local Time								
Michael Fischbaum							25				39.875	1'10.610	33.869	2'24.354	149,6	12:34'21.090					
Lap	Seg.1	Seg.2	Seg.3	Lap Time	km/h	Local Time	26				40.779	1'07.557	21.715	2'10.051	141,0	12:36'31.141					
1		1'20.297	52.852	3'23.071	99,4	11:55'26.724	27				30.098	45.413	21.045	1'36.556	242,2	12:38'07.697					
2	35.865	49.149	22.912	1'47.926	235,3	11:57'14.650	28				29.576	45.238	22.555	1'37.369	243,8	12:39'45.066					
3	32.224	48.298	23.150	1'43.672	236,8	11:58'58.322	29				29.656	44.511	20.977	1'35.144	243,2	12:41'20.210					
4	32.853	48.646	22.780	1'44.279	236,3	12:00'42.601										21.178	1'36.558	242,7	12:42'56.768		
5	31.641	47.489	22.779	1'41.909	240,0	12:02'24.510										Race Time 50'53.115 + 10.000Pen					
6	31.489	47.036	22.440	1'40.965	237,9	12:04'05.475	9 Target Racing (1'35.148)							Lap	Seg.1	Seg.2	Seg.3	Lap Time	km/h	Local Time	
7	31.254	46.514	22.343	1'40.111	237,9	12:05'45.586	Largim Ali							1							
8	31.455	46.579	22.123	1'40.157	240,0	12:07'25.743	1					1'31.400	1'01.468	3'18.135				11:55'21.788			
9	31.337	46.679	22.235	1'40.251	240,0	12:09'05.994	2	30.820				44.932	21.071	1'36.823	244,9			11:56'58.611			
10	31.368	46.682	22.257	1'40.307	240,0	12:10'46.301	3	29.695				45.124	21.861	1'36.680	242,2			11:58'35.291			
Milos Pavlovic							4	29.605				44.665	20.924	1'35.194	242,7			12:00'10.485			
11	31.940	47.009	1'45.662	3'04.611P	237,4	12:13'50.912	5	29.529				44.584	21.088	1'35.201	242,2			12:01'45.686			
12	33.679	44.594	20.863	1'39.136P	238,9	12:15'30.048	6	29.514				44.743	20.977	1'35.234	241,6			12:03'20.920			
13	29.328	44.121	20.802	1'34.251	241,6	12:17'04.299	7	29.507				44.735	21.011	1'35.253	242,2			12:04'56.173			
14	29.409	44.260	20.767	1'34.436	242,2	12:18'38.735	8	29.476				44.986	21.069	1'35.531	243,2			12:06'31.704			
15	29.301	44.391	20.878	1'34.570	241,1	12:20'13.305	9	29.669				44.975	21.089	1'35.733	242,2			12:08'07.437			
16	29.263	44.312	20.995	1'34.570	241,1	12:21'47.875	10	29.643				45.063	21.468	1'36.174	244,9			12:09'43.611			
17	29.417	44.507	21.042	1'34.966	244,3	12:23'22.841	11	29.571				44.884	21.351	1'35.806	242,7			12:11'19.417			
18	29.309	44.402	21.079	1'34.790	240,5	12:24'57.631	12	29.645				45.124	21.203	1'35.972	242,7			12:12'55.389			
19	29.302	44.366	20.850	1'34.518	243,8	12:26'32.149	13	29.971				45.082	21.012	1'36.065	244,3			12:14'31.454			
20	29.263	44.666	20.892	1'34.821	243,2	12:28'06.970	Oliver Söderström							14	29.487	45.251	1'41.956	2'56.694P	243,2		12:17'28.148
21	29.325	44.671	21.103	1'35.099	243,8	12:29'42.069	15	33.385				44.775	21.041	1'39.201P	241,6			12:19'07.349			
22	29.287	44.526	20.963	1'34.776	240,5	12:31'16.845	16	29.701				45.046	21.063	1'35.810	241,1			12:20'43.159			
23	29.271	45.908	21.334	1'36.513	241,6	12:32'53.358	17	29.493				44.795	20.913	1'35.201	242,2			12:22'18.360			
24	30.193	47.067	30.762	1'48.022	241,6	12:34'41.380	18	29.460				44.639	21.049	1'35.148	242,2			12:23'53.508			
25	39.166	1'03.771	21.886	2'04.823	133,5	12:36'46.203	19	29.606				44.830	20.981	1'35.417	241,6			12:25'28.925			
26	29.652	45.795	21.838	1'37.285	243,8	12:38'23.488	20	29.475				44.929	21.042	1'35.446	242,2			12:27'04.371			
27	30.831	46.015	21.202	1'38.048	247,7	12:40'01.536	21	29.561				44.925	21.029	1'35.515	242,2			12:28'39.886			
28	29.643	45.129	21.929	1'36.701	244,9	12:41'38.237	22	29.569				45.119	21.454	1'36.142	242,2			12:30'16.028			
29	29.891	44.657	21.113	1'35.661	245,5	12:43'13.898	23	29.470				44.793	21.167	1'35.430	241,6			12:31'51.458			
Race Time 51'10.245							24	43.933				1'09.643	33.791	2'27.367	136,7			12:34'18.825			

6 VSR (1'35.026)							Lap	Seg.1	Seg.2	Seg.3	Lap Time	km/h	Local Time								
Gilles Stadsbader							25				41.739	1'07.871	21.964	2'11.574	142,1	12:36'30.399					
Lap	Seg.1	Seg.2	Seg.3	Lap Time	km/h	Local Time	26				30.018	44.821	21.103	1'35.942	241,1	12:38'06.341					
1		1'27.447	57.888	3'19.565	110,2	11:55'23.218	27	29.465				44.856	21.101	1'35.422	242,7	12:39'41.763					
2	31.872	46.810	21.210	1'39.892	243,8	11:57'03.110	28	29.524				44.824	21.183	1'35.531	242,7	12:41'17.294					
3	29.506	44.823	21.124	1'35.453	242,7	11:58'38.563	29	29.587				44.778	21.344	1'35.709	245,5	12:42'53.003					
4	29.435	44.720	21.085	1'35.240	243,2	12:00'13.803										Race Time 50'49.350					
5	29.384	44.720	21.136	1'35.240	244,3	12:01'49.043	10 Iron Lynx (1'34.220)							Lap	Seg.1	Seg.2	Seg.3	Lap Time	km/h	Local Time	
6	29.357	44.742	21.167	1'35.266	243,2	12:03'24.309	Rodrigo Testa							1							
7	29.577	45.933	21.168	1'36.678	243,2	12:05'00.987	1					1'29.668	59.227	3'19.014	155,0			11:55'22.667			
8	29.436	45.649	20.975	1'36.060	243,2	12:06'37.047	2	57.603				45.091	20.866	2'03.560	242,7			11:57'26.227			
9	29.577	44.713	21.100	1'35.390	242,2	12:08'12.437	3	29.415				44.136	20.669	1'34.220	246,6			11:59'00.447			
10	29.497	44.812	21.079	1'35.388	243,2	12:09'47.825	4	29.914				44.438	20.861	1'35.213	244,9			12:00'35.660			
11	29.499	44.927	21.143	1'35.569	243,8	12:11'23.394	5	29.382				44.126	20.807	1'34.315	247,7			12:02'09.975			
Mattia Michelotto							6	29.294				44.383	20.973	1'34.650	248,3			12:03'44.625			
12	29.622	45.381	1'43.309	2'58.312P	243,8	12:14'21.706	7	29.825				44.984	21.013	1'35.822	246,6			12:05'20.447			
13	33.360	44.702	21.085	1'39.147P	243,2	12:16'00.853	8	29.775				44.991	20.869	1'35.635	246,6			12:06'56.082			
14	29.480	45.074	21.016	1'35.570	244,3	12:17'36.423	9	29.256				44.530	20.917	1'34.703	246,6			12:08'30.785			
15	29.568	44.979	20.859	1'35.406	243,8	12:19'11.829	10	29.532				44.510	20.977	1'35.019	246,6			12:10'05.804			
16	29.265	45.015	20.973	1'35.253	243,2	12:20'47.082	11	29.365				45.353	21.321	1'36.039	247,1			12:11'41.843			
17	29.798	45.069	20.912	1'35.779	242,7	12:22'22.861	12	29.956				45.889	22.069	1'37.914	248,3			12:13'19.757			
18	29.583	44.803	20.967	1'35.353	244,3	12:23'58.214	13	29.415				44.697	21.019	1'35.131	247,7			12:14'54.888			
19	29.278	44.704	21.044	1'35.026	243,2	12:25'33.240	Ugo De Wilde							14	29.549	44.953	1'42.383	2'56.885P	247,1		12:17'51.773
20	29.382	44.952	20.930	1'35.264	243,8	12:27'08.540	15	34.467				44.796	21.069	1'40.332P	245,5			12:19'32.105			
21	29.363	45.060	20.971	1'35.394	242,2	12:28'43.898	16	29.985				44.814	21.055	1'35.854	245,5			12:21'07.959			
22	29.460	46.006	21.256	1'36.722	242,2	12:30'20.620															
23	29.594	45.386	21.136	1'36.116	242,7	12:31'56.736															

17/11/2023

P = Pits In/Out - C = Lap Time Cancelled

Powered by FICr Perugia Timing

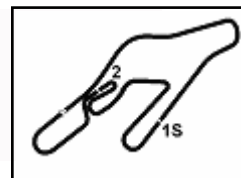
ROGER DUBUIS



6th Round

6.5

PRO-PROAM



EUROPE PRO - PRO AM - Chronological Analysis Race 2

Autodromo Vallelunga 4.085 m

Start at 11:52'03.653

2 / 8

17	29.877	44.744	21.106	1'35.727	246,0	12:22'43.686	11	30.184	45.202	21.627	1'37.013	245,5	12:11'41.177
18	29.550	44.888	21.013	1'35.451	246,0	12:24'19.137							
19	29.461	44.988	21.101	1'35.550	246,0	12:25'54.687	12	30.143	45.719	1'44.544	3'00.406P	246,0	12:14'41.583
20	29.491	45.062	21.195	1'35.748	244,9	12:27'30.435	13	34.437	45.338	21.320	1'41.095P	246,0	12:16'22.678
21	29.776	46.003	21.103	1'36.882	246,6	12:29'07.317	14	30.238	45.218	21.375	1'36.831	246,0	12:17'59.509
22	29.531	44.889	21.167	1'35.587	245,5	12:30'42.904	15	30.043	44.946	21.260	1'36.249	247,7	12:19'35.758
23	29.493	50.125	25.476	1'45.094	247,1	12:32'27.998	16	29.982	45.021	21.125	1'36.128	247,1	12:21'11.886
24	32.004	1'00.877	32.679	2'05.560	214,3	12:34'33.558	17	30.467	46.141	21.430	1'38.038	247,1	12:22'49.924
25	39.230	1'05.581	21.416	2'06.227	143,0	12:36'39.785	18	29.879	45.036	21.283	1'36.198	246,6	12:24'26.122
26	30.430	44.914	21.104	1'36.448	246,6	12:38'16.233	19	30.112	45.882	21.466	1'37.460	246,6	12:26'03.582
27	29.879	45.618	21.539	1'37.036	247,7	12:39'53.269	20	29.965	45.238	21.424	1'36.627	247,1	12:27'40.209
28	30.025	46.077	21.403	1'37.505	247,7	12:41'30.774	21	30.126	45.683	21.453	1'37.262	246,6	12:29'17.471
29	29.810	45.818	21.471	1'37.099	247,7	12:43'07.873	22	30.084	45.223	21.638	1'36.945	246,0	12:30'54.416
						Race Time 51'04.220	23	30.020	47.205	22.432	1'39.657	246,6	12:32'34.073
							24	33.073	57.918	31.646	2'02.637	244,3	12:34'36.710
							25	40.092	1'04.659	21.658	2'06.409	124,4	12:36'43.119
							26	31.312	46.525	22.094	1'39.931	244,9	12:38'23.050
							27	31.015	47.212	22.201	1'40.428	247,7	12:40'03.478
							28	30.686	45.823	21.536	1'38.045	246,6	12:41'41.523
							29	30.226	45.573	21.198	1'36.997	247,7	12:43'18.520
													Race Time 51'14.867

11 Oregon Team (1'35.207)

Lap	Seg.1	Seg.2	Seg.3	Lap Time	km/h	Local Time
-----	-------	-------	-------	----------	------	------------

Filippo Berto

1		1'25.871	54.899	3'20.440	103,1	11:55'24.093
2	33.251	45.980	21.955	1'41.186	241,1	11:57'05.279
3	30.106	45.401	21.297	1'36.804	242,2	11:58'42.083
4	29.871	44.524	21.087	1'35.482	241,6	12:00'17.565
5	29.616	44.451	21.140	1'35.207	242,7	12:01'52.772
6	29.583	44.503	22.039	1'36.125	242,7	12:03'28.897
7	29.818	44.877	21.088	1'35.783	241,6	12:05'04.680
8	29.648	44.698	21.709	1'36.055	242,7	12:06'40.735
9	29.634	44.594	21.143	1'35.371	242,7	12:08'16.106
10	29.739	45.188	21.299	1'36.226	242,2	12:09'52.332
11	29.832	45.023	21.225	1'36.080	241,6	12:11'28.412
12	29.759	45.025	21.229	1'36.013	242,2	12:13'04.425
13	29.655	45.290	21.306	1'36.251	242,7	12:14'40.676

Alessandro Mainetti

14	29.665	45.044	1'41.582	2'56.291P	241,6	12:17'36.967
15	34.170	45.094	21.207	1'40.471P	241,1	12:19'17.438
16	29.831	45.087	21.089	1'36.007	242,2	12:20'53.445
17	29.810	45.018	21.015	1'35.843	242,2	12:22'29.288
18	30.212	45.587	22.108	1'37.907	242,7	12:24'07.195
19	30.088	45.834	21.163	1'37.085	242,2	12:25'44.280
20	29.790	46.575	21.548	1'37.913	243,2	12:27'22.193
21	30.077	45.553	21.134	1'36.764	242,7	12:28'58.957
22	29.740	45.245	21.165	1'36.150	242,7	12:30'35.107
23	29.706	45.194	21.261	1'36.161	242,7	12:32'11.268
24	32.486	1'10.607	33.661	2'16.754	145,0	12:34'28.022
25	38.963	1'07.655	21.227	2'07.845	126,0	12:36'35.867
26	30.193	45.671	21.224	1'37.088	245,5	12:38'12.955
27	30.203	45.842	21.324	1'37.369	243,8	12:39'50.324
28	29.844	45.642	21.210	1'36.696	243,2	12:41'27.020
29	29.954	45.569	21.490	1'37.013	243,8	12:43'04.033
						Race Time 51'00.380

13 Guerin Stephan (1'36.128)

Lap	Seg.1	Seg.2	Seg.3	Lap Time	km/h	Local Time
-----	-------	-------	-------	----------	------	------------

Stephan Guerin

1		1'22.151	54.159	3'21.676	84,4	11:55'25.329
2	34.158	47.015	21.690	1'42.863	242,2	11:57'08.192
3	30.465	45.205	21.543	1'37.213	245,5	11:58'45.405
4	30.225	45.026	21.237	1'36.488	244,9	12:00'21.893
5	30.169	45.131	21.413	1'36.713	246,0	12:01'58.606
6	30.046	45.292	21.467	1'36.805	245,5	12:03'35.411
7	29.953	45.023	21.564	1'36.540	244,9	12:05'11.951
8	30.086	45.635	21.706	1'37.427	246,6	12:06'49.378
9	30.131	46.008	21.539	1'37.678	247,7	12:08'27.056
10	30.155	45.172	21.781	1'37.108	244,9	12:10'04.164

14 Oregon Team (1'35.872)

Lap	Seg.1	Seg.2	Seg.3	Lap Time	km/h	Local Time
-----	-------	-------	-------	----------	------	------------

Lorenzo Pegoraro

1		1'22.462	54.865	3'21.221	81,6	11:55'24.874
2	33.405	45.868	21.328	1'40.601	237,9	11:57'05.475
3	30.483	45.226	21.170	1'36.879	238,9	11:58'42.354
4	30.036	44.707	21.129	1'35.872	240,5	12:00'18.226
5	29.774	44.917	21.198	1'35.889	241,6	12:01'54.115
6	29.706	44.900	21.396	1'36.002	240,5	12:03'30.117
7	29.813	44.934	21.555	1'36.302	239,5	12:05'06.419
8	30.420	45.090	21.112	1'36.622	240,5	12:06'43.041
9	29.680	45.437	21.435	1'36.552	240,5	12:08'19.593
10	29.976	45.254	21.290	1'36.520	238,9	12:09'56.113
11	29.835	46.136	21.440	1'37.411	240,5	12:11'33.524
12	29.871	46.158	21.607	1'37.636	240,5	12:13'11.160
13	29.733	45.334	21.568	1'36.635	240,5	12:14'47.795
14	30.596	45.623	21.485	1'37.704	240,0	12:16'25.499
15	30.040	45.553	21.293	1'36.886	241,1	12:18'02.385
16	30.138	46.156	21.444	1'37.738	241,1	12:19'40.123

Enrico Bettera

17	29.804	45.368	1'42.264	2'57.436P	241,1	12:22'37.559
18	35.155	47.409	22.280	1'44.844P	234,8	12:24'22.403
19	31.326	48.911	22.330	1'42.567	234,3	12:26'04.970
20	30.925	46.740	22.848	1'40.513	236,8	12:27'45.483
21	31.156	46.742	22.013	1'39.911	238,9	12:29'25.394
22	30.916	46.520	22.161	1'39.597	238,9	12:31'04.991
23	30.845	48.587	22.758	1'42.190	235,8	12:32'47.181
24	31.377	51.578	30.854	1'53.809	237,4	12:34'40.990
25	39.241	1'03.616	22.297	2'05.154	134,0	12:36'46.144
26	32.743	47.538	22.096	1'42.377	197,4	12:38'28.521
27	30.845	46.353	22.067	1'39.265	238,4	12:40'07.786
28	30.706	46.667	22.042	1'39.415	238,9	12:41'47.201
29	30.763	47.152	22.402	1'40.317	237,9	12:43'27.518
						Race Time 51'23.865

15 Target Racing (1'34.924)

Lap	Seg.1	Seg.2	Seg.3	Lap Time	km/h	Local Time
-----	-------	-------	-------	----------	------	------------

Douglas Bolger

1		1'17.930	52.494	3'22.554	136,0	11:55'26.207
2	34.300	48.293	21.398	1'43.991	241,1	11:57'10.198
3	30.489	46.203	21.672	1'38.364	246,0	11:58'48.562

17/11/2023

P = Pits In/Out - C = Lap Time Cancelled

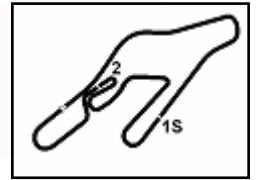
Powered by FICr Perugia Timing

ROGER DUBUIS

HANKOOK driving emotion



6th Round

6.5**PRO-PROAM**

EUROPE PRO - PRO AM - Chronological Analysis Race 2

Autodromo Vallelunga 4.085 m

Start at 11:52'03.653

3 / 8

4	30.984	45.573	21.291	1'37.848	246,6	12:00'26.410	5	30.141	45.200	21.186	1'36.527	243,2	12:01'57.408
5	29.796	44.433	20.935	1'35.164	246,6	12:02'01.574	6	30.108	45.099	21.169	1'36.376	242,7	12:03'33.784
6	29.284	44.664	20.976	1'34.924	247,1	12:03'36.498	7	30.180	44.866	21.042	1'36.088	242,2	12:05'09.872
7	29.598	45.305	21.193	1'36.096	248,3	12:05'12.594	8	30.100	45.170	21.218	1'36.488	242,7	12:06'46.360
8	29.811	45.763	21.800	1'37.374	246,0	12:06'49.968	9	30.137	45.406	22.529	1'38.072	242,2	12:08'24.432
9	29.653	44.908	20.832	1'35.393	246,0	12:08'25.361	10	29.807	44.948	21.257	1'36.012	243,2	12:10'00.444
10	29.477	44.793	21.178	1'35.448	244,9	12:10'00.809	11	30.039	45.267	21.619	1'36.925	243,2	12:11'37.369
11	29.822	45.563	21.476	1'36.861	246,0	12:11'37.670	12	30.150	47.749	21.132	1'39.031	243,8	12:13'16.400
12	30.034	45.203	21.215	1'36.452	247,7	12:13'14.122	13	29.713	44.843	21.640	1'36.196	244,3	12:14'52.596
13	29.319	45.129	21.122	1'35.570	247,1	12:14'49.692	14	29.914	45.058	21.013	1'35.985	244,3	12:16'28.581
14	29.508	45.346	21.167	1'36.021	246,0	12:16'25.713	15	30.446	44.941	21.184	1'36.571	244,3	12:18'05.152
Robert Greenwood							Benjamin van den Berg						
15	29.976	45.967	1'43.511	2'59.454P	247,1	12:19'25.167	16	29.923	45.045	1'42.885	2'57.853P	244,3	12:21'03.005
16	36.891	47.122	22.121	1'46.134P	241,6	12:21'11.301	17	35.313	45.030	21.483	1'41.826P	241,6	12:22'44.831
17	32.063	48.729	22.080	1'42.872	243,2	12:22'54.173	18	29.868	45.833	22.105	1'37.806	243,2	12:24'22.637
18	32.286	46.314	22.041	1'40.641	242,7	12:24'34.814	19	31.012	46.355	21.726	1'39.093	242,2	12:26'01.730
19	30.794	46.456	21.940	1'39.190	244,9	12:26'14.004	20	30.483	45.499	21.492	1'37.474	242,2	12:27'39.204
20	31.015	46.114	21.828	1'38.957	243,2	12:27'52.961	21	30.392	45.893	21.457	1'37.742	238,9	12:29'16.946
21	30.867	45.890	21.954	1'38.711	244,9	12:29'31.672	22	29.986	45.347	21.612	1'36.945	244,3	12:30'53.891
Race Time 37'28.019							23	29.769	46.190	23.309	1'39.268	242,7	12:32'33.159
24	33.162	57.963	31.807	2'02.932	239,5	12:34'36.091	25	40.018	1'04.854	21.588	2'06.460	135,2	12:36'42.551
26	30.331	45.152	21.502	1'36.985	243,2	12:38'19.536	27	30.302	46.340	22.150	1'38.792	243,8	12:39'58.328
28	30.708	45.647	21.326	1'37.681	245,5	12:41'36.009	29	29.765	45.423	21.564	1'36.752	243,8	12:43'12.761
Race Time 51'09.108													

16 VSR (1'35.101)

Lap	Seg.1	Seg.2	Seg.3	Lap Time	km/h	Local Time
Loris Spinelli						
1		1'31.478	1'01.831	3'17.870		11:55'21.523
2	30.798	44.866	21.090	1'36.754	239,5	11:56'58.277
3	29.755	45.046	21.029	1'35.830	241,1	11:58'34.107
4	29.545	44.792	20.764	1'35.101	240,5	12:00'09.208
5	29.639	44.758	20.903	1'35.300	241,1	12:01'44.508
6	29.530	44.716	20.885	1'35.131	241,6	12:03'19.639
7	29.570	44.766	20.909	1'35.245	240,0	12:04'54.884
8	29.675	45.031	21.071	1'35.777	241,6	12:06'30.661
9	29.648	44.792	21.102	1'35.542	240,5	12:08'06.203
10	29.980	44.826	21.028	1'35.834	241,6	12:09'42.037
11	29.928	45.011	21.117	1'36.056	241,6	12:11'18.093
12	29.900	45.104	21.522	1'36.526	241,6	12:12'54.619
13	29.831	44.843	21.414	1'36.088	241,1	12:14'30.707

27 Tribaudini Stephane (1'35.022)

Lap	Seg.1	Seg.2	Seg.3	Lap Time	km/h	Local Time
Loris Cabirou						
1		1'30.114	59.309	3'18.826	130,6	11:55'22.479
2	32.003	47.397	21.527	1'40.927	240,0	11:57'03.406
3	29.513	44.820	21.086	1'35.419	243,8	11:58'38.825
4	29.429	44.935	20.837	1'35.201	244,9	12:00'14.026
5	29.588	44.824	20.859	1'35.271	243,8	12:01'49.297
6	29.441	44.897	21.003	1'35.341	243,8	12:03'24.638
7	29.432	45.218	21.141	1'35.791	244,3	12:05'00.429
8	29.433	44.635	20.954	1'35.022	244,9	12:06'35.451
9	29.460	45.031	21.116	1'35.607	243,2	12:08'11.058
10	29.501	44.982	21.273	1'35.756	242,7	12:09'46.814
11	29.561	44.991	21.262	1'35.814	243,8	12:11'22.628
Stephane Tribaudini						
12	29.580	45.690	1'42.636	2'57.906P	243,8	12:14'20.534
13	33.356	44.953	21.352	1'39.661P	241,6	12:16'00.195
14	29.677	44.907	21.294	1'35.878	243,2	12:17'36.073
15	29.738	45.754	21.193	1'36.685	242,7	12:19'12.758
16	29.649	45.187	21.476	1'36.312	242,7	12:20'49.070
17	29.664	44.963	21.327	1'35.954	242,7	12:22'25.024
18	29.649	45.539	21.381	1'36.569	244,3	12:24'01.593
19	29.628	45.778	21.255	1'36.661	243,8	12:25'38.254
20	29.520	45.637	21.244	1'36.401	242,7	12:27'14.655
21	29.694	45.385	21.498	1'36.577	242,7	12:28'51.232
22	29.814	45.056	21.234	1'36.104	241,6	12:30'27.336
23	29.489	45.284	23.241	1'38.014	242,2	12:32'05.350
24	35.298	1'10.726	34.025	2'20.049	155,6	12:34'25.399
25	39.573	1'07.118	21.491	2'08.182	125,4	12:36'33.581
26	29.845	46.301	21.259	1'37.405	242,7	12:38'10.986
27	29.989	44.860	21.230	1'36.079	243,2	12:39'47.065
28	29.496	45.241	21.389	1'36.126	243,2	12:41'23.191
29	29.561	45.285	21.386	1'36.232	244,3	12:42'59.423
Race Time 50'55.770 + 5.000Pen						

20 van den Berg Robert (1'35.985)

Lap	Seg.1	Seg.2	Seg.3	Lap Time	km/h	Local Time
Robert van den Berg						
1		1'24.359	55.838	3'20.740	110,0	11:55'24.393
2	34.864	46.550	21.511	1'42.925	238,4	11:57'07.318
3	30.249	45.656	21.128	1'37.033	243,2	11:58'44.351
4	30.235	45.309	20.986	1'36.530	242,2	12:00'20.881

17/11/2023

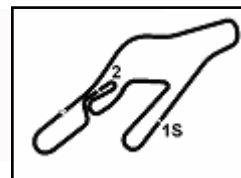
P = Pits In/Out - C = Lap Time Cancelled

Powered by FICr Perugia Timing

ROGER DUBUIS**HANKOOK**
driving emotion



6th Round

6.5**PRO-PROAM**

EUROPE PRO - PRO AM - Chronological Analysis Race 2

Autodromo Vallelunga 4.085 m

Start at 11:52'03.653

4 / 8

28 Bonduel Amaury (1'34.945)						
Lap	Seg.1	Seg.2	Seg.3	Lap Time	km/h	Local Time
Amaury Bonduel						
1		1'30.778	1'00.609	3'18.463	126,5	11:55'22.116
2	31.465	44.732	20.867	1'37.064	241,1	11:56'59.180
3	29.538	45.186	21.160	1'35.884	242,7	11:58'35.064
4	29.350	44.629	20.966	1'34.945	242,2	12:00'10.009
5	29.435	44.918	20.972	1'35.325	242,2	12:01'45.334
6	29.297	44.862	21.080	1'35.239	241,6	12:03'20.573
7	29.376	44.740	20.997	1'35.113	241,6	12:04'55.686
8	29.525	45.060	21.120	1'35.705	242,2	12:06'31.391
9	29.549	44.895	21.263	1'35.707	241,6	12:08'07.098
10	29.650	45.237	21.323	1'36.210	242,2	12:09'43.308
11	29.403	45.075	21.234	1'35.712	242,2	12:11'19.020
12	29.634	45.141	21.361	1'36.136	241,6	12:12'55.156
13	29.900	45.009	1'44.120	2'59.029P	241,1	12:15'54.185
14	33.478	44.862	21.021	1'39.361P	241,1	12:17'33.546
15	29.629	44.896	21.119	1'35.644	243,8	12:19'09.190
16	29.533	44.794	21.178	1'35.505	241,6	12:20'44.695
17	29.406	44.954	21.318	1'35.678	241,6	12:22'20.373
18	29.803	44.737	21.125	1'35.665	241,6	12:23'56.038
19	29.544	44.933	21.207	1'35.684	241,6	12:25'31.722
20	29.541	44.874	21.073	1'35.488	241,6	12:27'07.210
21	29.687	45.114	21.179	1'35.980	241,1	12:28'43.190
22	29.625	46.107	21.353	1'37.085	241,6	12:30'20.275
23	29.627	46.978	21.711	1'38.316	240,0	12:31'58.591
24	39.097	1'11.414	33.891	2'24.402	153,2	12:34'22.993
25	40.082	1'07.530	21.454	2'09.066	135,7	12:36'32.059
26	30.126	45.286	21.222	1'36.634	240,0	12:38'08.693
27	29.610	46.161	21.434	1'37.205	242,7	12:39'45.898
28	29.705	45.055	21.234	1'35.994	241,6	12:41'21.892
29	29.662	45.368	21.348	1'36.378	241,1	12:42'58.270
Race Time 50'54.617 + 0.606Pen						

25	39.282	1'07.198	21.474	2'07.954	135,5	12:36'34.074
26	30.517	45.493	21.442	1'37.452	244,9	12:38'11.526
27	31.293	45.699	21.343	1'38.335	244,9	12:39'49.861
28	29.867	45.159	21.367	1'36.393	248,8	12:41'26.254
29	29.900	45.324	21.430	1'36.654	248,3	12:43'02.908
Race Time 50'59.255						

33 Bonaldi Motorsport (1'34.826)						
Lap	Seg.1	Seg.2	Seg.3	Lap Time	km/h	Local Time
Daan Arrow						
1		1'29.603	58.049	3'19.200	136,2	11:55'22.853
2	32.426	45.151	21.048	1'38.625	246,0	11:57'01.478
3	29.406	45.192	21.073	1'35.671	247,7	11:58'37.149
4	29.445	44.893	21.038	1'35.376	246,6	12:00'12.525
5	29.377	44.485	20.964	1'34.826	247,7	12:01'47.351
6	29.467	44.894	21.408	1'35.769	248,3	12:03'23.120
7	29.768	46.068	21.091	1'36.927	246,6	12:05'00.047
8	29.380	44.590	21.080	1'35.050	248,3	12:06'35.097
9	29.392	44.743	21.198	1'35.333	247,7	12:08'10.430
10	29.527	44.937	21.248	1'35.712	247,1	12:09'46.142
11	29.328	44.712	21.198	1'35.238	247,1	12:11'21.380
12	29.547	45.254	21.110	1'35.911	247,7	12:12'57.291
13	29.475	44.810	21.254	1'35.539	247,1	12:14'32.830
14	29.498	44.885	21.330	1'35.713	247,1	12:16'08.543
15	29.600	44.974	21.153	1'35.727	247,1	12:17'44.270
16	29.557	44.815	21.273	1'35.645	246,6	12:19'19.915
Abbie Eaton						
17	29.742	45.335	1'41.629	2'56.706P	248,3	12:22'16.621
18	35.734	46.254	21.376	1'43.364P	247,1	12:23'59.985
19	30.030	45.331	21.316	1'36.677	246,6	12:25'36.662
20	30.001	46.124	21.366	1'37.491	247,1	12:27'14.153
21	30.003	45.253	21.565	1'36.821	246,6	12:28'50.974
22	30.501	45.323	21.476	1'37.300	246,6	12:30'28.274
23	29.933	45.333	22.732	1'37.998	246,0	12:32'06.272
24	35.510	1'10.545	33.793	2'19.848	155,0	12:34'26.120

42 AKF Motorsport (1'35.015)						
Lap	Seg.1	Seg.2	Seg.3	Lap Time	km/h	Local Time
Sebastian Freymuth						
1		1'24.742	54.178	3'20.737	112,2	11:55'24.390
2	33.141	46.007	21.565	1'40.713	243,2	11:57'05.103
3	29.850	45.657	21.035	1'36.542	245,5	11:58'41.645
4	29.420	44.870	20.902	1'35.192	244,9	12:00'16.837
5	29.472	44.712	20.831	1'35.015	244,9	12:01'51.852
6	29.624	44.840	22.207	1'36.671	244,9	12:03'28.523
7	29.562	44.989	20.907	1'35.458	243,8	12:05'03.981
8	29.570	44.859	21.421	1'35.850	244,3	12:06'39.831
9	29.577	44.976	21.185	1'35.738	244,3	12:08'15.569
10	29.658	45.453	21.148	1'36.259	243,8	12:09'51.828
11	29.737	45.363	21.105	1'36.205	244,3	12:11'28.033
12	29.780	44.958	21.087	1'35.825	244,3	12:13'03.858
13	29.668	45.218	21.153	1'36.039	244,3	12:14'39.897
14	29.618	45.061	21.204	1'35.883	245,5	12:16'15.780
15	29.687	45.318	21.137	1'36.142	245,5	12:17'51.922
16	29.596	45.279	1'46.478	3'01.353P	246,0	12:20'53.275
17	33.232	45.292	21.259	1'39.783P	243,8	12:22'33.058
18	29.944	45.173	21.383	1'36.500	243,8	12:24'09.558
19	29.995	45.210	21.240	1'36.445	243,8	12:25'46.003
20	29.813	45.514	21.632	1'36.959	243,8	12:27'22.962
21	30.162	46.269	21.488	1'37.919	244,3	12:29'00.881
22	30.211	45.196	21.345	1'36.752	244,3	12:30'37.633
23	29.681	46.817	24.191	1'40.689	243,2	12:32'18.322
24	33.761	1'03.110	33.597	2'10.468	241,1	12:34'28.790
25	38.875	1'07.395	21.622	2'07.892	135,8	12:36'36.682
26	30.153	46.087	21.618	1'37.858	244,3	12:38'14.540
27	29.718	46.185	21.623	1'37.526	245,5	12:39'52.066
28	29.955	45.277	21.338	1'36.570	243,2	12:41'28.636
29	29.682	45.389	21.305	1'36.376	244,9	12:43'05.012
Race Time 51'01.359						

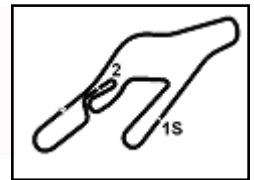
44 Oregon Team (1'35.093)						
Lap	Seg.1	Seg.2	Seg.3	Lap Time	km/h	Local Time
Guillem Pujeu Beya						
1		1'27.064	55.629	3'20.127	107,6	11:55'23.780
2	33.250	45.845	21.940	1'41.035	238,4	11:57'04.815
3	29.901	45.081	21.096	1'36.078	243,8	11:58'40.893
4	29.796	44.744	20.858	1'35.398	242,2	12:00'16.291
5	29.733	44.602	20.923	1'35.258	242,7	12:01'51.549
6	29.481	44.609	21.003	1'35.093	242,7	12:03'26.642
7	29.656	45.183	21.161	1'36.000	243,8	12:05'02.642
8	29.754	45.382	21.278	1'36.414	243,2	12:06'39.056
9	29.818	45.121	21.174	1'36.113	242,2	12:08'15.169
10	29.666	45.123	21.046	1'35.835	242,7	12:09'51.004
11	29.744	44.786	21.235	1'35.765	244,3	12:11'26.769
12	29.915	44.874	21.123	1'35.912	242,2	12:13'02.681
Pedro Ebrahim						
13	29.703	45.071	1'42.960	2'57.734P	242,7	12:16'00.415
14	35.411	45.005	21.171	1'41.587P	241,1	12:17'42.002
15	29.841	44.985	21.268	1'36.094	241,6	12:19'18.096
16	29.750	44.975	21.305	1'36.030	242,2	12:20'54.126
17	29.634	44.975	21.131	1'35.740	241,6	12:22'29.866
18	29.791	45.532	21.405	1'36.728	245,5	12:24'06.594

17/11/2023

P = Pits In/Out - C = Lap Time Cancelled

Powered by FICr Perugia Timing

ROGER DUBUIS**HANKOOK**
driving emotion



EUROPE PRO - PRO AM - Chronological Analysis Race 2

Autodromo Vallelunga 4.085 m

Start at 11:52'03.653

5 / 8

Lap	Seg.1	Seg.2	Seg.3	Lap Time	km/h	Local Time							
19	30.363	45.138	21.291	1'36.792	241,6	12:25'43.386							
20	29.915	45.083	21.213	1'36.211	240,5	12:27'19.597							
21	29.542	45.278	21.185	1'36.005	242,2	12:28'55.602							
22	29.585	44.961	21.234	1'35.780	242,7	12:30'31.382							
23	29.557	45.876	22.183	1'37.616	241,6	12:32'08.998							
24	33.974	1'10.901	33.411	2'18.286	163,4	12:34'27.284							
25	39.273	1'07.529	21.424	2'08.226	138,8	12:36'35.510							
26	30.218	45.070	21.138	1'36.426	238,9	12:38'11.936							
27	29.855	45.055	21.211	1'36.121	243,2	12:39'48.057							
28	29.561	45.398	21.172	1'36.131	243,8	12:41'24.188							
29	29.507	45.212	21.330	1'36.049	244,3	12:43'00.237							
						Race Time 50'56.584							

Giacomo Pollini

50 DL Consulting (1'34.974)

Lap	Seg.1	Seg.2	Seg.3	Lap Time	km/h	Local Time
-----	-------	-------	-------	----------	------	------------

Riccardo Ianniello

1		1'29.105	57.339	3'19.648	115,0	11:55'23.301
2	31.496	45.106	21.048	1'37.650	239,5	11:57'00.951
3	29.597	45.825	21.253	1'36.675	242,2	11:58'37.626
4	29.235	45.013	20.975	1'35.223	241,6	12:00'12.849
5	29.318	44.620	21.036	1'34.974	241,1	12:01'47.823
6	29.142	45.063	21.190	1'35.395	242,2	12:03'23.218
7	29.994	44.386	20.938	1'35.318	241,1	12:04'58.536
8	29.418	44.609	21.131	1'35.158	241,1	12:06'33.694
9	29.597	44.953	21.235	1'35.785	239,5	12:08'09.479
10	29.499	44.954	21.103	1'35.556	240,0	12:09'45.035
11	29.528	46.048	21.154	1'36.730	241,1	12:11'21.765
12	29.640	45.527	21.219	1'36.386	239,5	12:12'58.151

Alessandro Fabi

13	29.809	45.096	2'06.314	3'21.219P	239,5	12:16'19.370
14	40.318	45.381	21.473	1'47.172P	235,8	12:18'06.542
15	29.850	45.111	21.345	1'36.306	240,5	12:19'42.848
16	29.950	44.881	21.220	1'36.051	240,0	12:21'18.899
17	29.809	44.751	21.185	1'35.745	240,5	12:22'54.644
18	30.744	44.917	21.378	1'37.039	238,9	12:24'31.683
19	30.844	45.298	21.264	1'37.406	232,3	12:26'09.089
20	29.884	44.868	21.670	1'36.422	240,5	12:27'45.511
21	29.802	45.257	21.367	1'36.426	241,1	12:29'21.937
22	29.835	44.859	21.187	1'35.881	238,9	12:30'57.818
23	29.801	47.416	22.894	1'40.111	240,5	12:32'37.929
24	32.329	57.401	31.491	2'01.221	233,3	12:34'39.150
25	39.806	1'04.014	21.322	2'05.142	133,0	12:36'44.292
26	30.959	46.240	22.411	1'39.610	240,5	12:38'23.902
27	30.788	46.229	22.047	1'39.064	242,2	12:40'02.966
28	29.902	45.125	21.426	1'36.453	240,5	12:41'39.419
29	29.920	44.917	21.586	1'36.423	241,1	12:43'15.842
						Race Time 51'12.189 + 5.000Pen

51 Imperiale Sport Car Service (1'35.400)

Lap	Seg.1	Seg.2	Seg.3	Lap Time	km/h	Local Time
-----	-------	-------	-------	----------	------	------------

Matteo Pollini

1		1'20.823	52.762	3'21.824	95,2	11:55'25.477
2	34.366	47.804	21.514	1'43.684	237,9	11:57'09.161
3	31.085	45.611	21.164	1'37.860	240,5	11:58'47.021
4	29.997	45.074	21.091	1'36.162	241,1	12:00'23.183
5	30.197	45.043	21.044	1'36.284	242,2	12:01'59.467
6	30.084	45.024	21.131	1'36.239	241,1	12:03'35.706
7	30.267	45.130	21.190	1'36.587	243,2	12:05'12.293
8	29.950	46.062	22.117	1'38.129	244,3	12:06'50.422
9	30.131	45.406	21.338	1'36.875	242,7	12:08'27.297
10	30.212	45.548	21.292	1'37.052	241,1	12:10'04.349
11	30.290	45.537	21.353	1'37.180	242,2	12:11'41.529

66 Micanek Motorsport ACCR Team (1'35.224)

Lap	Seg.1	Seg.2	Seg.3	Lap Time	km/h	Local Time
-----	-------	-------	-------	----------	------	------------

Karol Basz

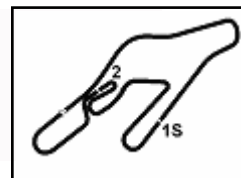
1		1'25.569	56.331	3'20.232	98,0	11:55'23.885
2	32.348	46.355	21.642	1'40.345	242,2	11:57'04.230
3	29.437	45.124	21.022	1'35.583	244,3	11:58'39.813
4	29.585	44.656	21.010	1'35.251	243,2	12:00'15.064

17/11/2023

P = Pits In/Out - C = Lap Time Cancelled

Powered by FICr Perugia Timing

ROGER DUBUIS



EUROPE PRO - PRO AM - Chronological Analysis Race 2

Autodromo Vallelunga 4.085 m

Start at 11:52'03.653

6 / 8

5	29.563	44.689	20.972	1'35.224	243,8	12:01'50.288	10	30.919	45.125	21.501	1'37.545	235,3	12:10'13.381
6	29.588	44.807	21.120	1'35.515	243,2	12:03'25.803	11	30.749	45.148	21.674	1'37.571	241,1	12:11'50.952
7	29.578	45.236	21.218	1'36.032	242,7	12:05'01.835							
8	29.484	45.131	21.035	1'35.650	243,8	12:06'37.485	12	30.877	46.516	1'46.021	3'03.414P	242,7	12:14'54.366
9	29.601	45.157	21.769	1'36.527	242,7	12:08'14.012	13	33.588	44.663	20.989	1'39.240P	243,2	12:16'33.606
10	29.657	45.058	21.176	1'35.891	243,2	12:09'49.903	14	30.027	44.455	21.016	1'35.498	244,3	12:18'09.104
11	29.705	45.110	21.145	1'35.960	242,2	12:11'25.863	15	29.860	44.909	20.938	1'35.707	244,3	12:19'44.811
12	29.564	44.986	21.229	1'35.779	242,7	12:13'01.642	16	29.617	44.532	21.004	1'35.153	244,3	12:21'19.964
13	29.640	45.063	21.214	1'35.917	242,2	12:14'37.559	17	29.825	44.653	21.085	1'35.563	243,8	12:22'55.527
14	30.085	45.596	21.237	1'36.918	243,2	12:16'14.477	18	30.443	44.675	21.220	1'36.338	242,2	12:24'31.865
15	29.715	45.199	21.180	1'36.094	243,2	12:17'50.571	19	30.356	44.781	21.223	1'36.360	242,7	12:26'08.225
16	29.627	45.056	21.243	1'35.926	243,8	12:19'26.497	20	29.994	44.661	21.478	1'36.133	243,8	12:27'44.358
			Bronek Formanek				21	29.916	44.507	20.994	1'35.417	244,3	12:29'19.775
17	29.671	45.172	1'42.460	2'57.303P	242,7	12:22'23.800	22	29.943	44.711	21.059	1'35.713	244,3	12:30'55.488
18	34.330	45.815	21.966	1'42.111P	239,5	12:24'05.911	23	29.988	48.798	22.929	1'41.715	243,2	12:32'37.203
							24	32.419	56.780	32.122	2'01.321	239,5	12:34'38.524
							25	39.300	1'04.228	21.550	2'05.078	122,4	12:36'43.602
							26	31.078	46.325	22.348	1'39.751	244,9	12:38'23.353
							27	30.426	45.032	21.173	1'36.631	244,9	12:39'59.984
							28	29.876	45.288	21.235	1'36.399	245,5	12:41'36.383
							29	29.973	45.115	21.616	1'36.704	244,9	12:43'13.087
													Race Time 51'09.434

68 DL Consulting (1'35.155)

Lap	Seg.1	Seg.2	Seg.3	Lap Time	km/h	Local Time
-----	-------	-------	-------	----------	------	------------

Luca Segù

1		1'28.492	56.189	3'19.902	124,7	11:55'23.555
2	31.875	46.753	21.660	1'40.288	243,2	11:57'03.843
3	29.665	44.910	20.995	1'35.570	242,7	11:58'39.413
4	29.474	44.709	20.985	1'35.168	242,2	12:00'14.581
5	29.372	44.775	21.053	1'35.200	242,7	12:01'49.781
6	29.524	44.590	21.095	1'35.209	243,2	12:03'24.990
7	29.567	45.478	21.127	1'36.172	242,2	12:05'01.162
8	29.549	46.378	1'56.580	3'12.507P	243,8	12:08'13.669
9	38.200	44.791	21.029	1'44.020P	240,0	12:09'57.689
10	29.413	44.753	20.989	1'35.155	242,2	12:11'32.844
11	29.425	44.396	21.503	1'35.324	242,2	12:13'08.168
12	29.441	44.713	21.015	1'35.169	242,7	12:14'43.337
13	29.540	45.081	21.168	1'35.789	242,7	12:16'19.126
14	29.509	45.291	21.120	1'35.920	242,7	12:17'55.046

Federico Scionti

15	29.738	45.041	1'47.204	3'01.983P	242,7	12:20'57.029
16	34.099	45.415	21.373	1'40.887P	241,1	12:22'37.916
17	30.462	45.143	21.294	1'36.899	241,1	12:24'14.815
18	29.826	45.241	21.453	1'36.520	242,7	12:25'51.335
19	29.915	45.825	21.231	1'36.971	242,2	12:27'28.306
20	29.666	45.134	21.205	1'36.005	242,7	12:29'04.311
21	29.688	45.308	21.406	1'36.402	242,7	12:30'40.713
22	31.019	50.159	25.590	1'46.768	225,9	12:32'27.481
23	32.245	1'00.280	33.155	2'05.680	223,6	12:34'33.161
24	39.098	1'05.460	21.951	2'06.509	156,7	12:36'39.670
25	31.512	45.417	21.385	1'38.314	243,2	12:38'17.984
26	29.525	45.405	21.394	1'36.324	244,9	12:39'54.308
27	29.694	46.092	21.601	1'37.387	244,9	12:41'31.695
28	29.789	45.601	21.410	1'36.800	243,8	12:43'08.495
						Race Time 51'04.842

71 Brutal Fish Racing Team (1'35.153)

Lap	Seg.1	Seg.2	Seg.3	Lap Time	km/h	Local Time
-----	-------	-------	-------	----------	------	------------

Martin Ryba

1		1'20.188	53.033	3'22.311	89,7	11:55'25.964
2	33.971	47.173	21.750	1'42.894	239,5	11:57'08.858
3	31.210	46.462	21.723	1'39.395	241,6	11:58'48.253
4	31.187	45.178	22.151	1'38.516	242,7	12:00'26.769
5	31.008	45.655	21.540	1'38.203	241,1	12:02'04.972
6	31.255	45.478	21.552	1'38.285	242,7	12:03'43.257
7	31.362	45.425	21.474	1'38.261	238,4	12:05'21.518
8	30.499	44.986	21.717	1'37.202	243,2	12:06'58.720
9	30.657	44.990	21.469	1'37.116	241,6	12:08'35.836

75 ART Line (1'35.144)

Lap	Seg.1	Seg.2	Seg.3	Lap Time	km/h	Local Time
-----	-------	-------	-------	----------	------	------------

Egor Orudzhhev

1		1'30.373	59.944	3'18.949	125,9	11:55'22.602
2	31.866	44.755	21.387	1'38.008	237,4	11:57'00.610
3	29.708	45.163	21.082	1'35.953	241,6	11:58'36.563
4	29.572	44.612	20.960	1'35.144	241,6	12:00'11.707
5	29.599	44.484	21.064	1'35.147	242,2	12:01'46.854
6	29.628	44.769	20.929	1'35.326	242,7	12:03'22.180
7	29.728	44.738	21.095	1'35.561	241,6	12:04'57.741
8	29.545	44.778	21.331	1'35.654	241,6	12:06'33.395
9	29.495	45.074	21.081	1'35.650	242,2	12:08'09.045
10	29.482	44.972	21.154	1'35.608	241,6	12:09'44.653
11	29.626	45.455	21.187	1'36.268	242,2	12:11'20.921
12	29.633	45.960	21.279	1'36.872	242,2	12:12'57.793
13	29.656	45.363	21.267	1'36.286	242,2	12:14'34.079
14	29.552	45.513	21.372	1'36.437	242,7	12:16'10.516
15	29.603	45.405	21.252	1'36.260	242,2	12:17'46.776
16	29.587	45.778	21.302	1'36.667	243,2	12:19'23.443

Shota Abkhazava

17	29.420	45.437	1'43.456	2'58.313P	241,6	12:22'21.756
18	35.194	46.163	21.786	1'43.143P	240,0	12:24'04.899
19	30.425	46.003	21.657	1'38.085	238,4	12:25'42.984
20	30.840	46.398	21.773	1'39.011	239,5	12:27'21.995
21	30.830	45.746	21.738	1'38.314	240,0	12:29'00.309
22	30.705	46.602	22.019	1'39.326	240,5	12:30'39.635
23	30.569	49.051	22.884	1'42.504	240,0	12:32'22.139
24	32.446	1'04.232	32.794	2'09.472	234,8	12:34'31.611
25	39.113	1'06.473	22.035	2'07.621	173,4	12:36'39.232
26	31.894	46.430	21.822	1'40.146	240,0	12:38'19.378
27	30.266	46.378	21.924	1'38.568	241,1	12:39'57.946
28	30.488	47.614	21.997	1'40.099	241,6	12:41'38.045
29	30.605	46.994	21.847	1'39.446	242,2	12:43'17.491
						Race Time 51'13.838

78 Iron Lynx (1'35.468)

Lap	Seg.1	Seg.2	Seg.3	Lap Time	km/h	Local Time
-----	-------	-------	-------	----------	------	------------

Emanuel Colombini

1		1'21.675	53.553	3'22.044	102,0	11:55'25.697
2	34.647	47.898	21.591	1'44.136	239,5	11:57'09.833

17/11/2023

P = Pits In/Out - C = Lap Time Cancelled

Powered by FICr Perugia Timing

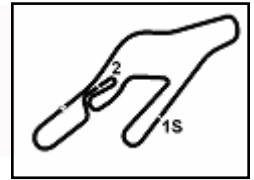
ROGER DUBUIS



6th Round

6.5

PRO-PROAM



EUROPE PRO - PRO AM - Chronological Analysis Race 2

Autodromo Vallelunga 4.085 m

Start at 11:52'03.653

7 / 8

							86 Leipt Motorsport (1'34.860)							
Lap	Seg.1	Seg.2	Seg.3	Lap Time	km/h	Local Time								
							Brendon Leitch							
3	30.783	46.700	21.714	1'39.197	243,8	11:58'49.030	1		1'31.218	1'01.119	3'18.269			
4	30.783	45.897	21.393	1'38.073	243,8	12:00'27.103	2	31.076	44.972	21.010	1'37.058	241,1	11:56'58.980	
5	30.780	46.086	21.296	1'38.162	242,7	12:02'05.265	3	29.587	45.004	21.309	1'35.900	241,1	11:58'34.880	
6	31.124	45.874	21.320	1'38.318	243,2	12:03'43.583	4	29.250	44.641	20.969	1'34.860	241,6	12:00'09.740	
7	30.383	44.920	21.077	1'36.380	240,0	12:05'19.963	5	29.389	44.948	20.968	1'35.305	241,1	12:01'45.045	
8	29.913	46.085	21.367	1'37.365	243,8	12:06'57.328	6	29.327	44.772	21.044	1'35.143	243,2	12:03'20.188	
9	29.990	45.339	21.523	1'36.852	244,3	12:08'34.180	7	29.386	44.780	21.043	1'35.209	241,1	12:04'55.397	
10	30.155	45.299	21.741	1'37.195	243,2	12:10'11.375	8	29.577	44.936	21.057	1'35.570	241,1	12:06'30.967	
11	30.281	45.335	21.363	1'36.979	242,7	12:11'48.354	9	29.672	44.924	21.208	1'35.804	242,2	12:08'06.771	
							Emanuele Zonzini							
12	30.296	45.269	1'43.397	2'58.962P	243,8	12:14'47.316	10	29.694	45.043	21.141	1'35.878	241,6	12:09'42.649	
13	33.383	44.853	21.066	1'39.302P	244,9	12:16'26.618	11	29.654	45.123	21.382	1'36.159	241,1	12:11'18.808	
14	29.846	45.719	21.039	1'36.604	246,6	12:18'03.222	12	29.548	45.020	21.590	1'36.158	241,6	12:12'54.966	
15	29.606	45.035	21.048	1'35.689	244,3	12:19'38.911	13	29.821	44.847	1'44.166	2'58.834P	242,7	12:15'53.800	
16	29.385	45.168	21.117	1'35.670	244,9	12:21'14.581	14	33.215	44.700	20.961	1'38.876P	241,6	12:17'32.676	
17	29.435	45.202	21.272	1'35.909	244,3	12:22'50.490	15	30.103	44.669	21.092	1'35.864	242,7	12:19'08.540	
18	29.602	45.501	21.118	1'36.221	244,3	12:24'26.711	16	29.439	44.808	21.200	1'35.447	242,7	12:20'43.987	
19	29.775	45.115	20.983	1'35.873	244,3	12:26'02.584	17	29.424	44.908	21.126	1'35.458	242,2	12:22'19.445	
20	29.935	45.541	21.378	1'36.854	243,8	12:27'39.438	18	29.399	44.790	21.091	1'35.280	243,2	12:23'54.725	
21	30.127	45.176	21.165	1'36.468	240,5	12:29'15.906	19	29.413	44.840	21.089	1'35.342	240,5	12:25'30.067	
22	29.373	44.875	21.220	1'35.468	244,3	12:30'51.374	20	29.442	44.913	21.092	1'35.447	241,1	12:27'05.514	
23	29.407	48.706	23.131	1'41.244	244,9	12:32'32.618	21	29.394	44.860	21.242	1'35.496	242,7	12:28'41.010	
24	33.209	57.567	32.068	2'02.844	231,8	12:34'35.462	22	29.426	45.009	21.161	1'35.596	241,6	12:30'16.606	
25	40.216	1'04.647	22.233	2'07.096	126,0	12:36'42.558	23	29.466	45.040	21.893	1'36.399	241,1	12:31'53.005	
26	31.501	45.847	21.007	1'38.355	243,8	12:38'20.913	24	43.081	1'09.890	33.753	2'26.724	143,2	12:34'19.729	
27	29.455	46.103	21.950	1'37.508	245,5	12:39'58.421	25	41.198	1'08.208	21.832	1'11.238	147,9	12:36'30.967	
28	30.115	45.483	21.218	1'36.816	246,6	12:41'35.237	26	29.992	45.229	21.159	1'36.380	240,0	12:38'07.347	
29	29.325	46.032	21.429	1'36.786	245,5	12:43'12.023	27	29.405	45.594	22.377	1'37.376	240,5	12:39'44.723	
							Race Time 51'08.370							

81 Target Racing (1'33.507)						
Lap	Seg.1	Seg.2	Seg.3	Lap Time	km/h	Local Time
Frederik Schandorff						
1		1'32.409	1'02.120	3'17.653		11:55'21.306
2	30.124	44.148	20.603	1'34.875	242,2	11:56'56.181
3	28.888	43.893	20.726	1'33.507	246,0	11:58'29.688
4	29.013	44.098	20.774	1'33.885	246,0	12:00'03.573
5	29.068	44.207	20.844	1'34.119	246,0	12:01'37.692
6	29.188	44.235	20.781	1'34.204	246,6	12:03'11.896
7	29.120	44.182	20.725	1'34.027	245,5	12:04'45.923
8	29.156	44.372	20.799	1'34.327	247,1	12:06'20.250
9	29.134	44.175	20.917	1'34.226	246,6	12:07'54.476
10	29.276	44.347	20.926	1'34.549	246,6	12:09'29.025
11	29.175	44.303	20.964	1'34.442	247,1	12:11'03.467
12	29.271	44.298	21.045	1'34.614	246,0	12:12'38.081
13	29.275	44.614	20.957	1'34.846	246,6	12:14'12.927
14	29.055	44.455	21.009	1'34.519	246,6	12:15'47.446
15	29.201	44.501	21.003	1'34.705	247,1	12:17'22.151
16	29.131	44.539	20.933	1'34.603	246,0	12:18'56.754

89 Iron Lynx (1'35.362)						
Lap	Seg.1	Seg.2	Seg.3	Lap Time	km/h	Local Time
Nigel Schoonderwoerd						
1		1'22.480	52.981	3'21.445	82,6	11:55'25.098
2	33.894	46.191	21.494	1'41.579	238,9	11:57'06.677
3	30.374	45.409	21.447	1'37.230	243,2	11:58'43.907
4	30.261	44.874	21.382	1'36.517	242,2	12:00'20.424
5	30.167	44.957	21.304	1'36.428	242,7	12:01'56.852
6	30.217	44.750	21.317	1'36.284	242,7	12:03'33.136
7	30.095	44.964	21.379	1'36.438	242,7	12:05'09.574
8	30.080	45.071	21.346	1'36.497	242,7	12:06'46.071
9	30.147	45.307	21.548	1'37.002	242,7	12:08'23.073
10	30.161	45.247	21.513	1'36.921	243,2	12:09'59.994
11	30.165	45.050	21.399	1'36.614	243,2	12:11'36.608
Yelmer Buurman						
12	30.343	45.302	1'41.439	2'57.084P	241,6	12:14'33.692
13	33.767	44.915	21.109	1'39.791P	243,2	12:16'13.483
14	29.629	44.795	21.124	1'35.548	243,2	12:17'49.031
15	29.440	44.997	21.229	1'35.666	244,9	12:19'24.697
16	29.464	44.839	21.059	1'35.362	244,9	12:21'00.059
17	29.649	44.799	21.195	1'35.643	243,8	12:22'35.702
18	29.559	44.830	21.144	1'35.533	244,9	12:24'11.235
19	29.595	45.230	21.464	1'36.289	244,3	12:25'47.524
20	29.624	45.070	21.280	1'35.974	243,8	12:27'23.498
21	29.918	46.408	21.493	1'37.819	244,9	12:29'01.317
22	30.172	46.911	21.343	1'38.426	247,1	12:30'39.743
23	30.563	47.273	22.068	1'39.904	244,3	12:32'19.647
Race Time 47'47.544						
24	33.950	1'03.450	33.393	2'10.793	242,2	12:34'30.440

17/11/2023

P = Pits In/Out - C = Lap Time Cancelled

Powered by FICr Perugia Timing

ROGER DUBUIS

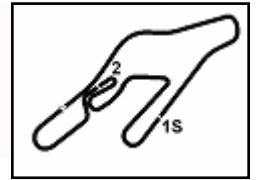
HANKOOK driving emotion



6th Round

6.5

PRO-PROAM



EUROPE PRO - PRO AM - Chronological Analysis Race 2

Autodromo Vallelunga 4.085 m

Start at 11:52'03.653

8 / 8

25	39.520	1'06.154	21.327	2'07.001	174,2	12:36'37.441	19	29.806	45.260	21.505	1'36.571	243,2	12:25'37.093
26	30.731	45.675	21.399	1'37.805	242,7	12:38'15.246	20	29.788	45.470	21.110	1'36.368	243,8	12:27'13.461
27	29.936	45.715	21.506	1'37.157	244,3	12:39'52.403	21	29.543	44.845	21.080	1'35.468	242,2	12:28'48.929
28	29.818	46.083	21.256	1'37.157	244,9	12:41'29.560	22	29.589	45.582	21.263	1'36.434	243,2	12:30'25.363
29	29.792	46.004	21.107	1'36.903	246,0	12:43'06.463	23	29.606	45.606	22.420	1'37.632	243,2	12:32'02.995
Race Time 51'02.810 + 0.516Pen													
24	35.471						24	35.471	1'11.652	33.897	2'21.020	150,8	12:34'24.015
25	39.829						25	39.829	1'07.878	21.474	2'09.181	139,0	12:36'33.196
26	29.812						26	29.812	45.222	21.220	1'36.254	243,2	12:38'09.450
27	29.622						27	29.622	45.719	21.664	1'37.005	244,3	12:39'46.455
28	29.759						28	29.759	45.287	21.276	1'36.322	244,3	12:41'22.777
29	29.745						29	29.745	45.153	21.346	1'36.244	244,3	12:42'59.021
Race Time 50'55.368 + 0.063Pen													

92 Scuderia Villorba Corse (1'35.074)

Lap	Seg.1	Seg.2	Seg.3	Lap Time	km/h	Local Time
Jim Pla						
1		1'25.969	57.135	3'19.966	101,2	11:55'23.619
2	32.061	46.979	22.007	1'41.047	245,5	11:57'04.666
3	29.659	44.779	21.272	1'35.710	244,3	11:58'40.376
4	29.741	44.513	20.959	1'35.213	243,2	12:00'15.589
5	29.649	44.590	20.835	1'35.074	244,9	12:01'50.663
6	29.683	44.791	20.976	1'35.450	243,8	12:03'26.113
7	29.888	45.186	21.066	1'36.140	243,8	12:05'02.253
8	29.720	45.556	21.075	1'36.351	244,3	12:06'38.604
9	29.992	44.993	20.963	1'35.948	243,8	12:08'14.552
10	29.894	45.041	20.971	1'35.906	244,3	12:09'50.458
11	29.744	44.883	21.166	1'35.793	244,9	12:11'26.251
12	29.824	44.926	21.014	1'35.764	244,9	12:13'02.015
13	29.818	45.075	21.053	1'35.946	244,3	12:14'37.961
14	30.056	45.673	21.154	1'36.883	243,8	12:16'14.844
15	29.828	45.032	21.237	1'36.097	244,9	12:17'50.941
16	29.813	44.983	21.117	1'35.913	244,9	12:19'26.854
Michael Blanchemain						
17	29.861	45.029	1'43.178	2'58.068P	244,3	12:22'24.922
18	34.307	46.930	22.818	1'44.055P	240,0	12:24'08.977
19	31.878	46.683	21.881	1'40.442	232,8	12:25'49.419
20	30.847	47.438	21.948	1'40.233	241,1	12:27'29.652
21	30.428	46.884	22.610	1'39.922	242,7	12:29'09.574
22	30.795	46.707	22.227	1'39.729	242,2	12:30'49.303
23	30.991	48.473	23.295	1'42.759	241,6	12:32'32.062
24	33.221	57.298	32.459	2'02.978	239,5	12:34'35.040
25	39.723	1'05.198	22.456	2'07.377	140,4	12:36'42.417
26	31.239	47.146	22.148	1'40.533	241,1	12:38'22.950
27	30.666	47.054	22.664	1'40.384	243,2	12:40'03.334
28	30.528	47.340	22.282	1'40.150	242,2	12:41'43.484
29	31.133	47.172	22.038	1'40.343	241,6	12:43'23.827
Race Time 51'20.174						

95 VSR (1'35.186)

Lap	Seg.1	Seg.2	Seg.3	Lap Time	km/h	Local Time
Artem Petrov						
1		1'30.737	59.850	3'18.500	119,3	11:55'22.153
2	31.816	45.083	21.109	1'38.008	241,6	11:57'00.161
3	29.673	44.671	21.050	1'35.394	243,8	11:58'35.555
4	29.785	44.796	20.932	1'35.513	243,2	12:00'11.068
5	29.684	44.613	21.021	1'35.318	243,2	12:01'46.386
6	29.572	44.659	20.955	1'35.186	243,2	12:03'21.572
7	29.541	44.737	20.982	1'35.260	243,2	12:04'56.832
8	29.681	44.805	21.002	1'35.488	243,2	12:06'32.320
9	29.664	44.866	21.129	1'35.659	243,2	12:08'07.979
10	29.656	44.943	21.361	1'35.960	243,2	12:09'43.939
11	29.776	44.955	21.346	1'36.077	243,8	12:11'20.016
12	29.749	45.021	21.202	1'35.972	242,7	12:12'55.988
13	29.850	45.152	21.184	1'36.186	243,2	12:14'32.174
14	29.721	44.960	21.266	1'35.947	243,8	12:16'08.121
15	29.532	44.855	21.064	1'35.451	244,9	12:17'43.572
16	29.730	44.923	21.197	1'35.850	244,3	12:19'19.422
17	30.055	46.027	1'44.876	3'00.958P	243,8	12:22'20.380
18	33.130	45.724	21.288	1'40.142P	244,3	12:24'00.522

99 Leipert Motorsport (1'35.145)

Lap	Seg.1	Seg.2	Seg.3	Lap Time	km/h	Local Time
Marc De Fulgencio						
1		1'23.067	53.361	3'21.203	83,1	11:55'24.856
2	33.591	46.233	21.322	1'41.146	241,1	11:57'06.002
3	30.071	45.661	21.123	1'36.855	244,3	11:58'42.857
4	29.846	44.921	20.885	1'35.652	243,8	12:00'18.509
5	29.788	45.044	21.191	1'36.023	243,2	12:01'54.532
6	29.681	44.848	21.370	1'35.899	241,6	12:03'30.431
7	29.755	44.988	21.302	1'36.045	242,7	12:05'06.476
8	29.796	44.535	21.218	1'35.549	246,0	12:06'42.025
9	29.387	44.751	21.007	1'35.145	246,0	12:08'17.170
10	29.677	44.897	21.380	1'35.954	243,8	12:09'53.124
11	29.561	45.372	21.611	1'36.544	244,3	12:11'29.668
12	29.663	45.053	21.150	1'35.866	244,9	12:13'05.534
13	29.399	45.134	21.251	1'35.784	244,3	12:14'41.318
14	29.803	45.269	21.294	1'36.366	243,2	12:16'17.684
Patrik Matthiesen						
15	29.708	45.105	1'42.935	2'57.748P	245,5	12:19'15.432
16	33.770	45.033	21.272	1'40.075P	241,1	12:20'55.507
17	29.883	45.093	21.213	1'36.189	242,7	12:22'31.696
18	29.734	45.143	22.106	1'36.983	242,2	12:24'08.679
19	29.787	44.963	21.300	1'36.050	243,2	12:25'44.729
20	29.950	46.279	21.634	1'37.863	242,7	12:27'22.592
21	30.380	46.162	21.405	1'37.947	243,8	12:29'00.539
22	30.762	46.637	21.511	1'38.910	244,9	12:30'39.449
23	29.808	45.598	23.885	1'39.291	242,2	12:32'18.740
24	34.078	1'03.347	33.501	2'10.926	235,8	12:34'29.666
25	39.128	1'06.890	21.417	2'07.435	140,8	12:36'37.101
26	30.800	45.501	21.447	1'37.748	242,2	12:38'14.849
27	30.530	46.094	21.534	1'38.158	242,7	12:39'53.007
28	29.945	46.015	21.363	1'37.323	247,1	12:41'30.330
29	29.733	45.858	21.563	1'37.154	246,6	12:43'07.484
Race Time 51'03.831						

17/11/2023

P = Pits In/Out - C = Lap Time Cancelled

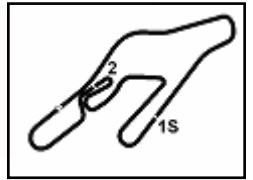
Powered by FICr Perugia Timing

ROGER DUBUIS



6th Round

PRO-PROAM



EUROPE PRO - PRO AM - Pit Times Race 2

Autodromo Vallelunga 4.085 m

Start: 11:52'03.653 1: 12:12'03.653 / 12:22'03.653

No.	Entrant	Driver	Race Time	Local Time	Pit Time	Ref. Time	Difference	Penalty
3	Bonaldi Motorsport	M.FISCHBAUM	Pit IN	20'16.807	12:12'20.460			
		M.PAVLOVIC	PIT OUT	21'47.879	12:13'51.532	1'31.072 (1)	1'30.000	
6	VSR	G.STADSBADER	Pit IN	20'47.892	12:12'51.545			
		M.MICHELLOTTO	PIT OUT	22'18.649	12:14'22.302	1'30.757 (1)	1'30.000	
9	Target Racing	L.ALI	Pit IN	23'54.519	12:15'58.172			
		O.SÖDERSTRÖM	PIT OUT	25'25.107	12:17'28.760	1'30.588 (1)	1'30.000	
10	Iron Lynx	R.TESTA	Pit IN	24'18.393	12:16'22.046			
		U.DE WILDE	PIT OUT	25'48.725	12:17'52.378	1'30.332 (1)	1'30.000	
11	Oregon Team	F.BERTO	Pit IN	24'03.754	12:16'07.407			
		A.MAINETTI	PIT OUT	25'33.960	12:17'37.613	1'30.206 (1)	1'30.000	
13	Guerin Stephan	S.GUERIN	Pit IN	21'06.838	12:13'10.491			
		E.MALOIGNE	PIT OUT	22'38.527	12:14'42.180	1'31.689 (1)	1'30.000	
14	Oregon Team	L.PEGORARO	Pit IN	29'03.702	12:21'07.355			
		E.BETTERA	PIT OUT	30'34.501	12:22'38.154	1'30.799 (1)	1'30.000	
15	Target Racing	D.BOLGER	Pit IN	25'50.105	12:17'53.758			
		R.GREENWOOD	PIT OUT	27'22.136	12:19'25.789	1'32.031 (1)	1'30.000	
16	VSR	L.SPINELLI	Pit IN	23'54.000	12:15'57.653			
		A.LEWANDOWSKI	PIT OUT	25'26.001	12:17'29.654	1'32.001 (1)	1'30.000	
20	van den Berg Robert	R.VAN DEN BERG	Pit IN	27'29.014	12:19'32.667			
		B.VAN DEN BERG	PIT OUT	29'00.150	12:21'03.803	1'31.136 (1)	1'30.000	
27	Tribaudini Stephane	L.CABIROU	Pit IN	20'46.916	12:12'50.569			
		S.TRIBAUDINI	PIT OUT	22'17.471	12:14'21.124	1'30.555 (1)	1'30.000	
28	Bonduel Amaury	A.BONDUEL	Pit IN	22'18.328	12:14'21.981			
			PIT OUT	23'51.126	12:15'54.779	1'32.798 (1)	1'33.000	0.202
33	Bonaldi Motorsport	D.ARROW	Pit IN	28'42.871	12:20'46.524			
		A.EATON	PIT OUT	30'13.591	12:22'17.244	1'30.720 (1)	1'30.000	
42	AKF Motorsport	S.FREYMUTH	Pit IN	27'15.933	12:19'19.586			
			PIT OUT	28'50.228	12:20'53.881	1'34.295 (1)	1'33.000	
44	Oregon Team	G.PUJEU BEYA	Pit IN	22'27.288	12:14'30.941			
		P.EBRAHIM	PIT OUT	23'57.659	12:16'01.312	1'30.371 (1)	1'30.000	
50	DL Consulting	R.IANNIELLO	Pit IN	22'26.111	12:14'29.764			
		A.FABI	PIT OUT	24'16.303	12:16'19.956	1'50.192 (1)	1'30.000	
51	Imperiale Sport Car Service	M.POLLINI	Pit IN	21'08.338	12:13'11.991			
		G.POLLINI	PIT OUT	22'40.293	12:14'43.946	1'31.955 (1)	1'30.000	
61	Oregon Team	S.BALTHASAR	Pit IN	20'46.333	12:12'49.986			
		M.MORETTI	PIT OUT	22'16.542	12:14'20.195	1'30.209 (1)	1'30.000	
66	Micanek Motorsport ACCR Tear	K.BASZ	Pit IN	28'50.350	12:20'54.003			
		B.FORMANEK	PIT OUT	30'20.746	12:22'24.399	1'30.396 (1)	1'30.000	
68	DL Consulting	L.SEGÙ	Pit IN	14'32.561	12:06'36.214			
			PIT OUT	16'10.604	12:08'14.257	1'38.043		
			Pit IN	27'19.469	12:19'23.122			
		F.SCIONTI	PIT OUT	28'53.958	12:20'57.611	1'34.489 (1)	1'30.000	
71	Brutal Fish Racing Team	M.RYBA	Pit IN	21'18.071	12:13'21.724			
		E.LIBERATI	PIT OUT	22'51.292	12:14'54.945	1'33.221 (1)	1'30.000	
75	ART Line	E.ORUDZHEV	Pit IN	28'47.548	12:20'51.201			
		S.ABKHAZAVA	PIT OUT	30'18.717	12:22'22.370	1'31.169 (1)	1'30.000	
78	Iron Lynx	E.COLOMBINI	Pit IN	21'13.816	12:13'17.469			
		E.ZONZINI	PIT OUT	22'44.264	12:14'47.917	1'30.448 (1)	1'30.000	

Powered by FICr Perugia Timing

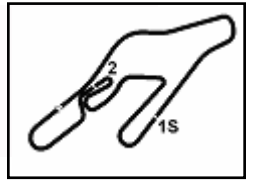
ROGER DUBUIS

HANKOOK
 driving emotion



6th Round

PRO-PROAM

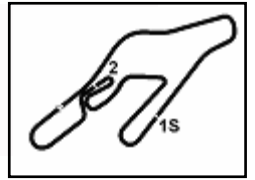


EUROPE PRO - PRO AM - Pit Times Race 2

Autodromo Vallelunga 4.085 m

Start: 11:52'03.653 1: 12:12'03.653 / 12:22'03.653

No.	Entrant	Driver		Race Time	Local Time	Pit Time	Ref. Time	Difference	Penalty
81	Target Racing	F.SCHANDORFF	Pit IN	28'19.120	12:20'22.773				
		A.AU	PIT OUT	29'49.481	12:21'53.134	1'30.361 (1)	1'30.000		
86	Leipert Motorsport	B.LEITCH	Pit IN	22'17.987	12:14'21.640				
			PIT OUT	23'50.743	12:15'54.396	1'32.756 (1)	1'33.000	0.244	0.732
89	Iron Lynx	N.SCHOONDERWOERD	Pit IN	21'00.808	12:13'04.461				
		Y.BUURMAN	PIT OUT	22'30.636	12:14'34.289	1'29.828 (1)	1'30.000	0.172	0.516
92	Scuderia Villorba Corse	J.PLA	Pit IN	28'51.217	12:20'54.870				
		M.BLANCHEMAIN	PIT OUT	30'21.833	12:22'25.486	1'30.616 (1)	1'30.000		
95	VSR	A.PETROV	Pit IN	28'44.346	12:20'47.999				
			PIT OUT	30'17.325	12:22'20.978	1'32.979 (1)	1'33.000	0.021	0.063
99	Leipert Motorsport	M.DE FULGENCIO	Pit IN	25'41.824	12:17'45.477				
		P.MATTHIESEN	PIT OUT	27'12.366	12:19'16.019	1'30.542 (1)	1'30.000		

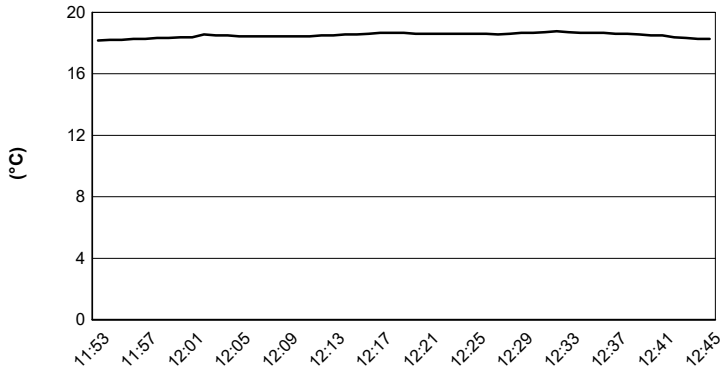


Autodromo Vallelunga 4.085 m

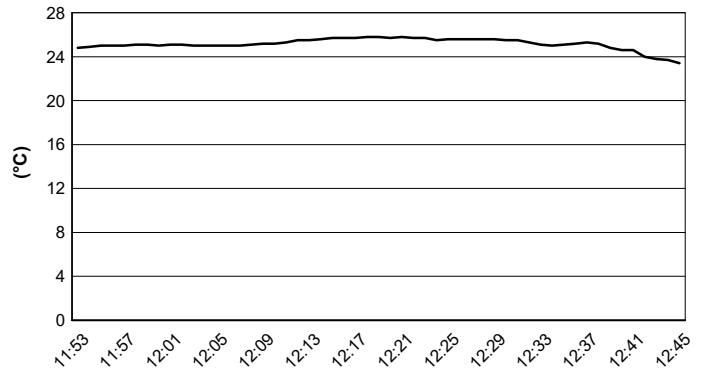
EUROPE PRO - PRO AM - Weather Report Race 2

Session started 11:53 - Session ended 12:45

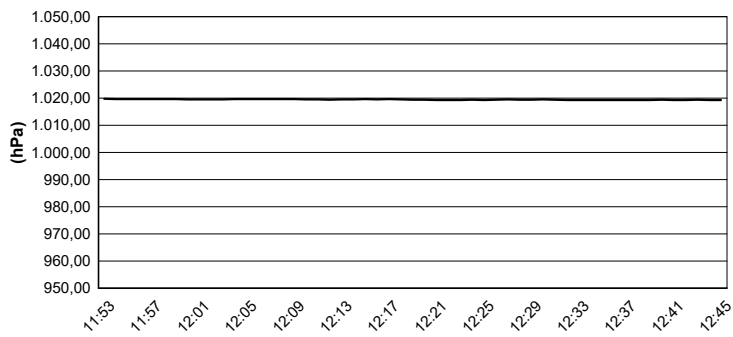
Air Temperature



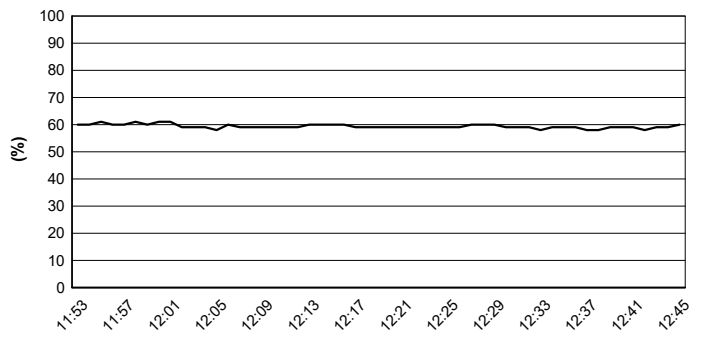
Track Temperature



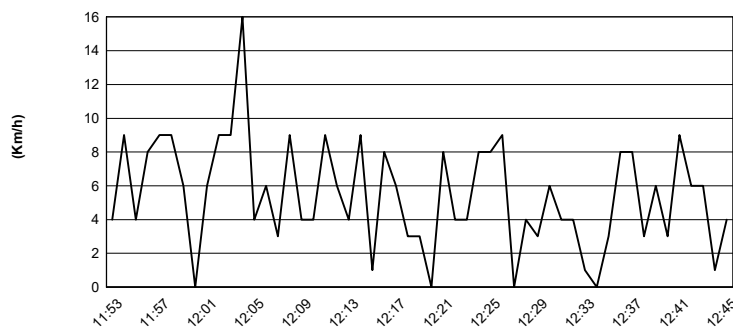
Air Pressure



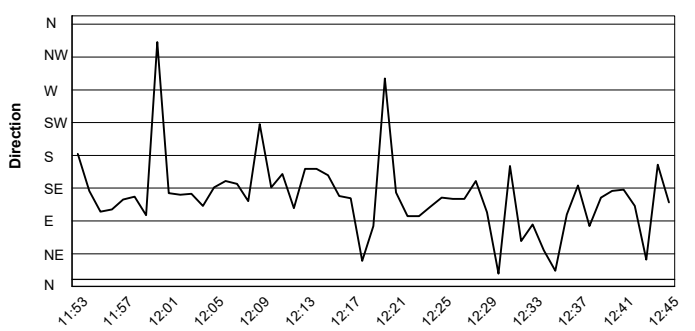
Humidity



Wind Speed



Wind Direction



17/11/2023


EUROPE PRO - PRO AM - Starting Grid - Race 2 (Duration: 50')

Autodromo Vallelunga 4.085 m

15	15	BOLGER D. Lamborghini Stüttgart by Targe	Huracán 1'46.467		
14	71	RYBA M. Brutal Fish Racing Team	Huracán 1'36.542	3	FISCHBAUM M. Bonaldi Motorsport
13	78	COLOMBINI E. Iron Lynx	Huracán 1'36.228	51	POLLINI M. Imperiale Racing
12	13	GUERIN S. Arkadia Racing	Huracán 1'35.825	89	SCHOONDERWOERD N Iron Lynx
11	14	PEGORARO L. Oregon Team	Huracán 1'35.285	99	DE FULGENCIO M. Leipert Motorsport
10	20	VAN DEN BERG R. HBR Motorsport	Huracán 1'35.132	42	FREYMUTH S. AKF Motorsport
9	66	BASZ K. MicaneK Motorsport ACCR Team	Huracán 1'34.373	11	BERTO F. Oregon Team
8	92	PLA J. Scuderia Villorba Corse	Huracán 1'34.356	44	PUJEU BEYA G. Oregon Team
7	6	STADSBADER G. VSR	Huracán 1'34.226	68	SEGÙ L. Lamborghini Roma by DL Racing
6	61	BALTHASAR S. Oregon Team	Huracán 1'34.153	50	IANNIELLO R. Lamborghini Roma by DL Racing
5	10	TESTA R. Iron Lynx	Huracán 1'34.089	33	ARROW D. Rebelleo by Bonaldi Motorsport
4	75	ORUDZHEV E. ART Line	Huracán 1'34.051	27	CABIROU L. CMR
3	28	BONDUEL A. BDR Competition by Grupo Prom	Huracán 1'33.509	95	PETROV A. VSR
2	9	ALI L. Target Racing	Huracán 1'33.468	86	LEITCH B. Leipert Motorsport
1	81	SCHANDORFF F. Target Racing	Huracán 1'33.111	16	SPINELLI L. VSR