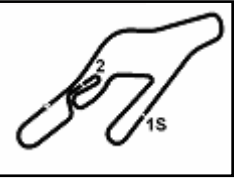


6<sup>th</sup> Round

6.1

AM-LC

FINAL



## EUROPE AM - LC - Results Race 2

Autodromo Vallelunga 4.085 m

Laps 28 = 114,380 km - Avg 135,906 km/h - Race Time 50'29.808

No.	Driver 1 Entrant	Driver 2 Team	Car	Class	Laps	Time	Gap	Rel.	Fastest Lap
1	<b>63</b> PIGUET Julien (FRA) PIGUET JULIEN	<b>VARUTTI</b> Alban (FRA) 1'39.019 Autovitesse	Huracán ST EVO 2	AM	28	50'29.808		26	1'37.685
2	<b>60</b> ANAPOLI Giovanni (ITA) 1'38.861 VSR	<b>RANDAZZO</b> Piergiacomo (ITA) VSR	Huracán ST EVO 2	AM	28	50'46.391	<b>16.583</b>	<b>16.583</b>	25 1'37.337
3	<b>21</b> RINDONE Gabriel (ITA) LEIPERT MOTORSPORT	Leipert Motorsport	Huracán ST EVO 2	AM	28	50'50.815	<b>21.007</b>	<b>4.424</b>	20 1'37.029
4	<b>2</b> FELIGIONI Pierre (BEL) BOUTSEN VDS	<b>KUPPENS</b> Renaud (BEL) 1'39.063 Boutsen VDS	Huracán ST EVO 2	AM	28	50'52.185	<b>22.377</b>	<b>1.370</b>	27 1'37.761
5	<b>18</b> DUBELLY Elie (FRA) 1'45.331 BOUTSEN VDS	<b>MEYUHAS</b> Rooe (USA) Boutsen VDS	Huracán ST EVO 2	AM	28	51'00.043	<b>30.235</b>	<b>7.858</b>	25 1'36.587
6	<b>85</b> MCGEE Glenn (USA) IMPERIALE SPORT CAR SERVICE	<b>MCINTOSH</b> Anthony (USA) 1'49.623 Imperiale Racing	Huracán ST EVO 2	AM	28	51'19.211	<b>49.403</b>	<b>19.168</b>	25 <b>1'35.676</b>
7	<b>88</b> LI Kerong (CHN) LEIPERT MOTORSPORT	<b>BRUNOT</b> Jean-François (USA) 1'41.178 Leipert Motorsport	Huracán ST EVO 2	AM	28	51'43.431	<b>1'13.623</b>	<b>24.220</b>	27 1'39.125
8	<b>90</b> HARMSSEN Holger (DEU) GT3 POLAND	GT3 Poland	Huracán ST EVO 2	AM	28	51'44.755	<b>1'14.947</b>	<b>1.324</b>	26 1'37.653
9	<b>40</b> BAILLY Nigel (BEL) 1'49.447 WILFRIED CAZALBON	<b>CAZALBON</b> Wilfried (FRA) CMR	Huracán ST EVO 2	AM	28	51'53.168	<b>1'23.360</b>	<b>8.413</b>	21 1'37.660
10	<b>8</b> PRIVITELIO Luciano (SMR) 1'42.815 IRON LYNX	<b>PRIVITELIO</b> Donovan (FRA) Iron Lynx	Huracán ST EVO 2	LC	28	52'07.367	<b>1'37.559</b>	<b>14.199</b>	14 1'41.381
11P	<b>5</b> MOCZULSKI Grzegorz (POL) 1'48.292 GT3 POLAND	<b>LEWANDOWSKI</b> Adrian (POL) GT3 Poland	Huracán ST EVO 2	AM	28	52'14.501	<b>1'44.693</b>	<b>7.134</b>	22 1'37.839
12	<b>23</b> MARTLÉ Mario (BEL) 1'49.320 MARTLÉ MARIO	<b>LINTHOUT</b> Kenneth (BEL) Totaalplan Racing	Huracán ST EVO 2	LC	27	50'32.838	<b>1 Lap</b>	<b>1 Lap</b>	25 1'38.804
13	<b>65</b> KREBS Jürgen (DEU) LEIPERT MOTORSPORT	Leipert Motorsport	Huracán ST EVO 2	LC	27	50'34.343	<b>1 Lap</b>	<b>1.505</b>	18 1'39.766
14	<b>54</b> KEATS Jason (CAN) 1'41.647 BRUTAL FISH RACING TEAM	<b>MARTIN</b> Charlie (GBR) Brutal Fish Racing Team	Huracán ST EVO 2	LC	27	50'35.428	<b>1 Lap</b>	<b>1.085</b>	13 1'41.449
15	<b>77</b> HERNANDEZ ORTEGA Alfredo (MEX) HERNANDEZ ORTEGA ALFREDO	BDR Competition by Grupo Prom	Huracán ST EVO 2	LC	27	50'38.153	<b>1 Lap</b>	<b>2.725</b>	27 1'38.973
16	<b>69</b> BUTKEVICIUS Audrius (LTU) RD SIGNS RACING TEAM	RD Signs Racing Team	Huracán ST EVO 2	LC	27	51'03.306	<b>1 Lap</b>	<b>25.153</b>	21 1'41.056
17	<b>24</b> FREYMUTH Oliver (DEU) AKF MOTORSPORT	AKF Motorsport	Huracán ST EVO 2	AM	27	51'29.940	<b>1 Lap</b>	<b>26.634</b>	24 1'40.325
18	<b>17</b> DOMS Serge (BEL) DOMS SERGE	BDR Competition by Grupo Prom	Huracán ST EVO 2	LC	27	51'42.812	<b>1 Lap</b>	<b>12.872</b>	22 1'41.341
19	<b>22</b> DVORACEK Libor (CZE) MICANEK MOTORSPORT ACCR TEAM	<b>WAGNER</b> Kurt (DEU) MicaneK Motorsport ACCR Team	Huracán ST EVO 2	LC	25	50'29.767	<b>3 Laps</b>	<b>2 Laps</b>	23 1'41.622
20	<b>62</b> BADAWY Ibrahim (EGY) DL CONSULTING	Lamborghini Roma by DL Racing	Huracán ST EVO 2	AM	24	45'47.690	<b>4 Laps</b>	<b>1 Lap</b>	21 1'39.899
----- Not Classified -----									
RET	<b>4</b> GOSSELIN Claude-Yves (BEL) IRON LYNX	<b>ROSTAN</b> Marc (FRA) Iron Lynx	Huracán ST EVO 2	AM	14	30'54.540	<b>14 Laps</b>		12 1'46.776
RET	<b>32</b> BIGLIERI Paolo Leonardo (ITA) BONALDI MOTORSPORT	<b>MATIC</b> Petar (SRB) Bonaldi Motorsport	Huracán ST EVO 2	LC	11	24'13.807	<b>17 Laps</b>		9 1'50.885

Starting: 22 Classified: 20 Not Classified: 0 Retired: 2 Not Started: 0

Fastest Lap N. 25 No. 85 Glenn McGee Time 1'35.676 Avg. 153,706 Km/h

Humidity:	83%	AIR:	15°C
Condition:	WET	Temp:	17°C

## Penalty and Infringment

09.43 **22** MicaneK Motorsport ACCR Team Drive Through Penalty  
09.51 **5** GT3 Poland Time Penalty +10 sec - Causing a Collision - Stewards dec. n. 19

Stewards : Alessandro Tibiletti Alice Scutellà Franco Leoni

Start	End
17/11/2023 09:35	10:28

Powered by FICr Perugia Timing

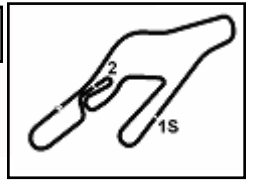
ROGER DUBUIS

  
driving emotion

6<sup>th</sup> Round

6.2

AM-LC



Autodromo Vallelunga 4.085 m

## EUROPE AM - LC - Results by Class Race 2

## AM

Laps 28 = 114,380 km - Avg 135,906 km/h - Race Time 50'29.808

No.	Driver 1 Entrant	Driver 2 Team	Car	Laps	Time	Gap	Rel.	Fastest Lap
1	<b>63</b> PIGUET Julien (FRA) PIGUET JULIEN	VARUTTI Alban (FRA) 1'39.019 Autovitesse	Huracán ST EVO 2	28	50'29.808		26	1'37.685
2	<b>60</b> ANAPOLI Giovanni (ITA) 1'38.861 VSR	RANDAZZO Piergiacomo (ITA) VSR	Huracán ST EVO 2	28	50'46.391	16.583	16.583	25 1'37.337
3	<b>21</b> RINDONE Gabriel (ITA) LEIPERT MOTORSPORT	Leipert Motorsport	Huracán ST EVO 2	28	50'50.815	21.007	4.424	20 1'37.029
4	<b>2</b> FELIGIONI Pierre (BEL) BOUTSEN VDS	KUPPENS Renaud (BEL) 1'39.063 Boutsen VDS	Huracán ST EVO 2	28	50'52.185	22.377	1.370	27 1'37.761
5	<b>18</b> DUBELLY Elie (FRA) 1'45.331 BOUTSEN VDS	MEYUHAS Roe (USA) Boutsen VDS	Huracán ST EVO 2	28	51'00.043	30.235	7.858	25 1'36.587
6	<b>85</b> MCGEE Glenn (USA) IMPERIALE SPORT CAR SERVICE	MCINTOSH Anthony (USA) 1'49.623 Imperiale Racing	Huracán ST EVO 2	28	51'19.211	49.403	19.168	25 1'35.676
7	<b>88</b> LI Kerong (CHN) LEIPERT MOTORSPORT	BRUNOT Jean-François (USA) 1'41.178 Leipert Motorsport	Huracán ST EVO 2	28	51'43.431	1'13.623	24.220	27 1'39.125
8	<b>90</b> HARMSEN Holger (DEU) GT3 POLAND	GT3 Poland	Huracán ST EVO 2	28	51'44.755	1'14.947	1.324	26 1'37.653
9	<b>40</b> BAILLY Nigel (BEL) 1'49.447 WILFRIED CAZALBON	CAZALBON Wilfried (FRA) CMR	Huracán ST EVO 2	28	51'53.168	1'23.360	8.413	21 1'37.660
10P	<b>5</b> MOCZULSKI Grzegorz (POL) 1'48.292 GT3 POLAND	LEWANDOWSKI Adrian (POL) GT3 Poland	Huracán ST EVO 2	28	52'14.501	1'44.693	21.333	22 1'37.839
11	<b>24</b> FREYMUTH Oliver (DEU) AKF MOTORSPORT	AKF Motorsport	Huracán ST EVO 2	27	51'29.940	1 Lap	1 Lap	24 1'40.325
12	<b>62</b> BADAWY Ibrahim (EGY) DL CONSULTING	Lamborghini Roma by DL Racing	Huracán ST EVO 2	24	45'47.690	4 Laps	3 Laps	21 1'39.899
----- Not Classified -----								
RET	<b>4</b> GOSSELIN Claude-Yves (BEL) IRON LYNX	ROSTAN Marc (FRA) Iron Lynx	Huracán ST EVO 2	14	30'54.540	14 Laps	12	1'46.776

Starting: 13 Classified: 12 Not Classified: 0 Retired: 1 Not Started: 0  
Fastest Lap N. 25 No. 85 Glenn McGee Time 1'35.676 Avg. 153,706 Km/h

## LC

Laps 28 = 114,380 km - Avg 131,666 km/h - Race Time 52'07.367

No.	Driver 1 Entrant	Driver 2 Team	Car	Laps	Time	Gap	Rel.	Fastest Lap
1	<b>8</b> PRIVITELIO Luciano (SMR) 1'42.815 IRON LYNX	PRIVITELIO Donovan (FRA) Iron Lynx	Huracán ST EVO 2	28	52'07.367		14	1'41.381
2	<b>23</b> MARTLÉ Mario (BEL) 1'49.320 MARTLÉ MARIO	LINTHOUT Kenneth (BEL) Totaalplan Racing	Huracán ST EVO 2	27	50'32.838	1 Lap	1 Lap	25 1'38.804
3	<b>65</b> KREBS Jürgen (DEU) LEIPERT MOTORSPORT	Leipert Motorsport	Huracán ST EVO 2	27	50'34.343	1 Lap	1.505	18 1'39.766
4	<b>54</b> KEATS Jason (CAN) 1'41.647 BRUTAL FISH RACING TEAM	MARTIN Charlie (GBR) Brutal Fish Racing Team	Huracán ST EVO 2	27	50'35.428	1 Lap	1.085	13 1'41.449
5	<b>77</b> HERNANDEZ ORTEGA Alfredo (MEX) HERNANDEZ ORTEGA ALFREDO	BDR Competition by Grupo Prom	Huracán ST EVO 2	27	50'38.153	1 Lap	2.725	27 1'38.973
6	<b>69</b> BUTKEVICIUS Audrius (LTU) RD SIGNS RACING TEAM	RD Signs Racing Team	Huracán ST EVO 2	27	51'03.306	1 Lap	25.153	21 1'41.056
7	<b>17</b> DOMS Serge (BEL) DOMS SERGE	BDR Competition by Grupo Prom	Huracán ST EVO 2	27	51'42.812	1 Lap	39.506	22 1'41.341
8	<b>22</b> DVORACEK Libor (CZE) MICANEK MOTORSPORT ACCR TEAM	WAGNER Kurt (DEU) Micanek Motorsport ACCR Team	Huracán ST EVO 2	25	50'29.767	3 Laps	2 Laps	23 1'41.622
----- Not Classified -----								
RET	<b>32</b> BIGLIERI Paolo Leonardo (ITA) BONALDI MOTORSPORT	MATIC Petar (SRB) Bonaldi Motorsport	Huracán ST EVO 2	11	24'13.807	17 Laps	9	1'50.885

Starting: 9 Classified: 8 Not Classified: 0 Retired: 1 Not Started: 0  
Fastest Lap N. 25 No. 23 Kenneth Linthout Time 1'38.804 Avg. 148,840 Km/h

Humidity:	83%	AIR	15°C
Condition:	WET	Temp:	17°C

Clerk of the Course : Gianfranco Bonifacio

Race Director : Alain Adam

Start	End
17/11/2023 09:35	10:28

Powered by FICr Perugia Timing

ROGER DUBUIS



## EUROPE AM - LC - Best Sectors and Speed Race 2

Autodromo Vallelunga 4.085 m

**RESULTS**

			Laps
1	<b>63 PIGUET</b> Julien	Huracán ST EVO 2	28
2	<b>60 RANDAZZO</b> Piergiacomo	Huracán ST EVO 2	16.583
3	<b>21 RINDONE</b> Gabriel	Huracán ST EVO 2	21.007
4	<b>2 FELIGIONI</b> Pierre	Huracán ST EVO 2	22.377
5	<b>18 MEYUHAS</b> Rooe	Huracán ST EVO 2	30.235
6	<b>85 MCGEE</b> Glenn	Huracán ST EVO 2	49.403
7	<b>88 LI</b> Kerong	Huracán ST EVO 2	1'13.623
8	<b>90 HARMSEN</b> Holger	Huracán ST EVO 2	1'14.947
9	<b>40 CAZALBON</b> Wilfried	Huracán ST EVO 2	1'23.360
10	<b>8 PRIVITELIO</b> Luciano	Huracán ST EVO 2	1'37.559
11	<b>5 LEWANDOWSKI</b> Adrian	Huracán ST EVO 2	1'44.693
12	<b>23 LINTHOUT</b> Kenneth	Huracán ST EVO 2	1 Lap
13	<b>65 KREBS</b> Jürgen	Huracán ST EVO 2	1 Lap
14	<b>54 KEATS</b> Jason	Huracán ST EVO 2	1 Lap
15	<b>77 HERNANDEZ ORTEGA</b> Alfred	Huracán ST EVO 2	1 Lap
16	<b>69 BUTKEVICIUS</b> Audrius	Huracán ST EVO 2	1 Lap
17	<b>24 FREYMUTH</b> Oliver	Huracán ST EVO 2	1 Lap
18	<b>17 DOMS</b> Serge	Huracán ST EVO 2	1 Lap
19	<b>22 DVORACEK</b> Libor	Huracán ST EVO 2	3 Laps
20	<b>62 BADAWY</b> Ibrahim	Huracán ST EVO 2	4 Laps
RET	<b>4 GOSSELIN</b> Claude-Yves	Huracán ST EVO 2	14 Laps
RET	<b>32 BIGLIERI</b> Paolo Leonardo	Huracán ST EVO 2	17 Laps

**SPEED**

1	<b>63 PIGUET</b> Julien	Huracán ST EVO 2	247,7
2	<b>17 DOMS</b> Serge	Huracán ST EVO 2	246,6
3	<b>2 FELIGIONI</b> Pierre	Huracán ST EVO 2	246,0
4	<b>85 MCGEE</b> Glenn	Huracán ST EVO 2	245,5
5	<b>40 CAZALBON</b> Wilfried	Huracán ST EVO 2	245,5
6	<b>21 RINDONE</b> Gabriel	Huracán ST EVO 2	244,9
7	<b>5 LEWANDOWSKI</b> Adrian	Huracán ST EVO 2	244,9
8	<b>90 HARMSEN</b> Holger	Huracán ST EVO 2	243,8
9	<b>77 HERNANDEZ ORTEGA</b> Alfred	Huracán ST EVO 2	243,2
10	<b>65 KREBS</b> Jürgen	Huracán ST EVO 2	243,2
11	<b>23 LINTHOUT</b> Kenneth	Huracán ST EVO 2	242,7
12	<b>18 MEYUHAS</b> Rooe	Huracán ST EVO 2	242,7
13	<b>60 RANDAZZO</b> Piergiacomo	Huracán ST EVO 2	242,2
14	<b>8 PRIVITELIO</b> Luciano	Huracán ST EVO 2	241,6
15	<b>62 BADAWY</b> Ibrahim	Huracán ST EVO 2	241,1
16	<b>88 LI</b> Kerong	Huracán ST EVO 2	241,1
17	<b>4 GOSSELIN</b> Claude-Yves	Huracán ST EVO 2	240,0
18	<b>24 FREYMUTH</b> Oliver	Huracán ST EVO 2	240,0
19	<b>54 KEATS</b> Jason	Huracán ST EVO 2	239,5
20	<b>69 BUTKEVICIUS</b> Audrius	Huracán ST EVO 2	238,4
21	<b>22 DVORACEK</b> Libor	Huracán ST EVO 2	235,8
22	<b>32 BIGLIERI</b> Paolo Leonardo	Huracán ST EVO 2	233,3

**SEG. 1**

1	<b>85 MCGEE</b> Glenn	29.486
2	<b>18 MEYUHAS</b> Rooe	29.972
3	<b>60 RANDAZZO</b> Piergiacomo	30.158
4	<b>21 RINDONE</b> Gabriel	30.220
5	<b>40 CAZALBON</b> Wilfried	30.258
6	<b>90 HARMSEN</b> Holger	30.267
7	<b>2 FELIGIONI</b> Pierre	30.272
8	<b>5 LEWANDOWSKI</b> Adrian	30.305
9	<b>63 PIGUET</b> Julien	30.521
10	<b>77 HERNANDEZ ORTEGA</b>	30.725
11	<b>65 KREBS</b> Jürgen	30.730
12	<b>88 LI</b> Kerong	30.784
13	<b>8 PRIVITELIO</b> Luciano	30.814
14	<b>23 LINTHOUT</b> Kenneth	30.915
15	<b>24 FREYMUTH</b> Oliver	31.212
16	<b>62 BADAWY</b> Ibrahim	31.248
17	<b>69 BUTKEVICIUS</b> Audrius	31.423
18	<b>54 KEATS</b> Jason	31.473
19	<b>17 DOMS</b> Serge	31.705
20	<b>4 GOSSELIN</b> Claude-Yves	32.783
21	<b>22 DVORACEK</b> Libor	33.201
22	<b>32 BIGLIERI</b> Paolo Leonardo	34.444

**SEG. 2**

1	<b>85 MCGEE</b> Glenn	44.695
2	<b>18 MEYUHAS</b> Rooe	44.745
3	<b>21 RINDONE</b> Gabriel	44.911
4	<b>5 LEWANDOWSKI</b> Adrian	45.270
5	<b>60 RANDAZZO</b> Piergiacomo	45.370
6	<b>63 PIGUET</b> Julien	45.395
7	<b>40 CAZALBON</b> Wilfried	45.446
8	<b>90 HARMSEN</b> Holger	45.521
9	<b>23 LINTHOUT</b> Kenneth	45.540
10	<b>2 FELIGIONI</b> Pierre	45.554
11	<b>88 LI</b> Kerong	45.674
12	<b>77 HERNANDEZ ORTEGA</b>	45.956
13	<b>62 BADAWY</b> Ibrahim	46.231
14	<b>65 KREBS</b> Jürgen	46.468
15	<b>17 DOMS</b> Serge	46.576
16	<b>24 FREYMUTH</b> Oliver	46.668
17	<b>54 KEATS</b> Jason	46.709
18	<b>69 BUTKEVICIUS</b> Audrius	46.817
19	<b>8 PRIVITELIO</b> Luciano	47.450
20	<b>22 DVORACEK</b> Libor	48.836
21	<b>4 GOSSELIN</b> Claude-Yves	49.960
22	<b>32 BIGLIERI</b> Paolo Leonardo	52.302

**SEG. 3**

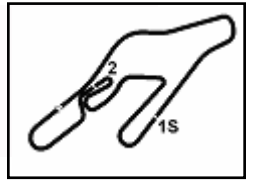
1	<b>85 MCGEE</b> Glenn	21.395
2	<b>40 CAZALBON</b> Wilfried	21.562
3	<b>21 RINDONE</b> Gabriel	21.562
4	<b>18 MEYUHAS</b> Rooe	21.575
5	<b>60 RANDAZZO</b> Piergiacomo	21.606
6	<b>63 PIGUET</b> Julien	21.751
7	<b>2 FELIGIONI</b> Pierre	21.807
8	<b>5 LEWANDOWSKI</b> Adrian	21.845
9	<b>90 HARMSEN</b> Holger	21.865
10	<b>77 HERNANDEZ ORTEGA</b>	21.950
11	<b>23 LINTHOUT</b> Kenneth	22.001
12	<b>88 LI</b> Kerong	22.108
13	<b>62 BADAWY</b> Ibrahim	22.262
14	<b>65 KREBS</b> Jürgen	22.267
15	<b>69 BUTKEVICIUS</b> Audrius	22.312
16	<b>24 FREYMUTH</b> Oliver	22.328
17	<b>17 DOMS</b> Serge	22.342
18	<b>54 KEATS</b> Jason	22.346
19	<b>8 PRIVITELIO</b> Luciano	22.741
20	<b>22 DVORACEK</b> Libor	22.804
21	<b>4 GOSSELIN</b> Claude-Yves	23.852
22	<b>32 BIGLIERI</b> Paolo Leonardo	24.139



# 6th Round

6.4

AM-LC



## EUROPE AM - LC - Lap Chart Race 2

Autodromo Vallelunga 4.085 m

	Lap																											
	1	2	3	4	5	6	7	8	9	10	11	12	13	14	15	16	17	18	19	20	21	22	23	24	25	26	27	28
1	63	63	63	63	63	63	63	63	63	63	63	63	63	63	63	63	63	63	63	63	63	63	63	63	63	63	63	63
2	62	62	62	62	2	2	2	2	2	2	2	2	2	2	2	60	60	60	60	60	60	60	60	60	60	60	60	60
3	85	85	85	2	21	21	21	21	21	21	21	21	60	60	60	2	21	21	21	21	21	21	21	21	21	21	21	21
4	2	2	2	21	62	62	60	60	60	60	60	60	8	8	8	21	2	2	2	2	2	2	2	2	2	2	2	2
5	8	8	8	8	60	60	62	62	62	62	8	8	54	54	21	8	18	18	18	18	18	18	18	18	18	18	18	18
6	21	21	21	60	8	8	8	8	8	8	8	62	54	88	88	88	18	8	8	8	62	62	85	85	85	85	85	85
7	60	60	60	54	54	54	54	54	54	54	88	21	21	54	88	88	88	62	8	85	62	88	88	88	88	88	88	
8	54	54	54	85	88	88	88	88	88	88	88	69	62	62	62	62	62	88	88	8	88	8	90	90	90	90	90	
9	88	88	88	88	18	18	18	18	18	18	18	90	62	18	18	18	54	54	85	85	85	88	8	90	8	8	40	40
10	65	65	65	18	85	85	85	90	90	90	65	22	22	90	85	85	85	54	54	90	90	90	62	40	40	8	8	5
11	18	18	18	65	65	90	90	65	65	65	69	18	90	85	90	90	90	90	90	54	54	54	40	65	65	5	5	8
12	90	90	90	90	90	65	65	85	85	69	17	90	65	65	65	65	65	65	65	65	65	65	65	54	5	65	23	
13	77	77	77	77	4	5	5	77	69	77	22	65	85	77	77	40	40	40	40	40	40	40	5	5	54	23	65	
14	4	4	4	4	77	77	77	69	77	17	18	85	77	40	40	77	5	5	5	5	5	5	54	23	23	54	54	
15	5	5	5	5	5	69	69	17	17	24	77	77	69	23	5	5	23	23	23	23	23	23	23	77	77	77	77	
16	69	69	69	69	69	17	17	23	23	22	85	40	40	5	23	23	77	77	77	77	77	77	62	69	69	69	69	
17	23	23	23	17	17	23	23	24	24	85	40	17	23	69	69	69	69	69	69	69	69	69	69	69	24	24	24	
18	40	40	17	23	23	24	24	40	40	40	23	23	5	17	24	24	24	24	24	24	24	24	24	24	17	17	17	
19	17	17	40	24	24	40	40	5	5	23	5	5	17	24	17	17	17	17	17	17	17	17	17	17	22			
20	24	24	24	22	40	32	32	32	32	5	24	24	24	22	22	22	22	22	22	22	22	22	22	22				
21	22	22	22	40	32	4	22	22	22	32	4	4	4	4														
22	32	32	32	32	22	22	4	4	4	4	32																	

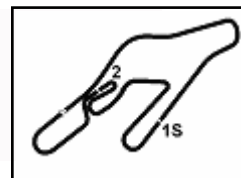
Final Result			
1	63	PIGUET JULIEN	Laps 28
2	60	VSR	16.583
3	21	LEIPERT MOTORSP0	21.007
4	2	BOUTSEN VDS	22.377
5	18	BOUTSEN VDS	30.235
6	85	IMPERIALE SPORT C	49.403
7	88	LEIPERT MOTORSP0	1'13.623
8	90	GT3 POLAND	1'14.947
9	40	WILFRIED CAZALBO	1'23.360
10	8	IRON LYNX	1'37.559
11	5	GT3 POLAND (P)	1'44.693
12	23	MARTLÉ MARIO	1 Lap
13	65	LEIPERT MOTORSP0	1 Lap
14	54	BRUTAL FISH RACIN	1 Lap
15	77	HERNANDEZ ORTEG	1 Lap
16	69	RD SIGNS RACING T	1 Lap
17	24	AKF MOTORSPORT	1 Lap
18	17	DOMS SERGE	1 Lap
19	22	MICANEK MOTORSP	3 Laps
20	62	DL CONSULTING	4 Laps
RET	4	IRON LYNX	14 Laps
RET	32	BONALDI MOTORSP0	17 Laps



6th Round

6.5

AM-LC



## EUROPE AM - LC - Chronological Analysis Race 2

Autodromo Vallelunga 4.085 m

Start at 9:35'02.134

1 / 6

2 Boutsen VDS (1'37.761)							8 Iron Lynx (1'41.381)						
Lap	Seg.1	Seg.2	Seg.3	Lap Time	km/h	Local Time	Lap	Seg.1	Seg.2	Seg.3	Lap Time	km/h	Local Time
Renaud Kuppens							Adrian Lewandowski						
1		1'03.545	26.439	2'29.506	151,7	9:37'31.640	10	33.658	49.487	1'44.373	3'07.518P	234,3	9:56'57.747
2	41.579	1'01.366	25.860	2'08.805	149,2	9:39'40.445	11	37.584	48.336	22.810	1'48.730P	233,3	9:58'46.477
3	41.662	1'11.866	38.086	2'31.614	134,0	9:42'12.059	12	31.622	46.781	23.055	1'41.458	236,8	10:00'27.935
4	34.459	51.461	23.755	1'49.675	235,3	9:44'01.734	13	31.446	46.737	22.724	1'40.907	237,4	10:02'08.842
5	33.061	50.142	23.221	1'46.424	236,3	9:45'48.158	14	31.588	47.099	22.669	1'41.356	236,3	10:03'50.198
6	32.778	49.736	23.144	1'45.658	233,3	9:47'33.816	15	31.383	47.628	22.533	1'41.544	236,3	10:05'31.742
7	32.167	49.487	23.068	1'44.722	234,8	9:49'18.538	16	31.319	46.884	22.312	1'40.515	240,5	10:07'12.257
8	32.362	49.168	23.018	1'44.548	235,8	9:51'03.086	17	31.680	47.509	22.445	1'41.634	238,4	10:08'53.891
9	31.956	48.366	22.890	1'43.212	239,5	9:52'46.298	18	31.013	45.622	22.184	1'38.819	238,4	10:10'32.710
10	31.876	48.045	22.922	1'42.843	237,9	9:54'29.141	19	30.687	45.734	22.498	1'38.919	240,5	10:12'11.629
11	31.626	47.459	22.652	1'41.737	236,8	9:56'10.878	20	30.728	45.921	22.258	1'38.907	240,0	10:13'50.536
12	31.144	47.023	22.415	1'40.582	237,9	9:57'51.460	21	31.032	45.776	22.226	1'39.034	240,5	10:15'29.570
13	31.973	46.783	22.334	1'41.090	237,9	9:59'32.550	22	30.592	45.283	21.964	1'37.839	241,1	10:17'07.409
14	30.847	46.554	22.475	1'39.876	240,5	10:01'12.426	23	30.809	45.270	22.399	1'38.478	241,6	10:18'45.887
15	30.709	46.102	22.252	1'39.063	240,5	10:02'51.489	24	31.880	50.809	22.483	1'45.172	241,6	10:20'31.059
Pierre Feligioni							Race Time 52'04.501 + 10.000Pen						
16	30.798	46.173	1'47.135	3'04.106P	240,0	10:05'55.595	25	30.885	45.656	22.198	1'38.739	242,2	10:22'09.798
17	37.738	48.472	23.065	1'49.275P	236,8	10:07'44.870	26	31.513	46.191	21.845	1'39.549	241,1	10:23'49.347
18	32.258	46.746	22.693	1'41.697	238,4	10:09'26.567	27	30.503	45.417	22.354	1'38.274	241,6	10:25'27.621
19	31.076	46.914	22.201	1'40.191	238,9	10:11'06.758	28	30.305	46.524	22.185	1'39.014	244,9	10:27'06.635
20	30.697	46.443	21.924	1'39.064	239,5	10:12'45.822							
21	30.477	46.551	22.009	1'39.037	241,1	10:14'24.859							
22	30.677	45.885	21.893	1'38.455	240,5	10:16'03.314							
23	30.616	46.021	21.916	1'38.553	240,5	10:17'41.867							
24	30.736	46.127	21.964	1'38.827	240,5	10:19'20.694							
25	30.465	45.861	22.140	1'38.466	242,7	10:20'59.160							
26	31.301	46.176	21.807	1'39.284	236,8	10:22'38.444							
27	30.272	45.554	21.935	1'37.761	241,1	10:24'16.205							
28	30.334	45.587	22.193	1'38.114	246,0	10:25'54.319							
Race Time 50'52.185													

4 Iron Lynx (1'46.776)						
Lap	Seg.1	Seg.2	Seg.3	Lap Time	km/h	Local Time
Marc Rostan						
1		1'04.342	27.810	2'49.478	131,7	9:37'51.612
2	40.039	58.893	26.994	2'05.926	196,7	9:39'57.538
3	37.021	1'08.904	35.982	2'21.907	187,8	9:42'19.445
4	35.800	54.813	25.165	1'55.778	230,8	9:44'15.223
5	34.190	52.722	24.785	1'51.697	235,8	9:46'06.920
6	34.060	53.406	52.722	2'20.188	236,3	9:48'27.108
7	38.366	1'01.407	1'31.622	3'11.395P	197,8	9:51'38.503
8	42.319	52.382	24.806	1'59.507P	231,8	9:53'38.010
9	34.722	51.769	24.579	1'51.070	236,8	9:55'29.080
10	33.456	50.592	24.291	1'48.339	238,9	9:57'17.419
11	32.918	49.960	24.059	1'46.937	240,0	9:59'04.356
12	32.783	50.052	23.941	1'46.776	239,5	10:00'51.132
Claude-Yves Gosselin						
13	32.839	51.079	1'46.706	3'10.624P	239,5	10:04'01.756
14	39.621	51.445	23.852	1'54.918P	230,8	10:05'56.674
Race Time 30'54.540						

5 GT3 Poland (1'37.839)						
Lap	Seg.1	Seg.2	Seg.3	Lap Time	km/h	Local Time
Grzegorz Moczulski						
1		1'04.577	27.695	2'50.718	147,5	9:37'52.852
2	40.241	58.703	26.566	2'05.510	201,9	9:39'58.362
3	37.412	1'08.760	35.422	2'21.594	170,3	9:42'19.956
4	35.641	55.003	25.108	1'55.752	219,5	9:44'15.708
5	34.809	53.594	24.611	1'53.014	226,9	9:46'08.722
6	33.936	52.108	26.883	1'52.927	232,3	9:48'01.649

17 Doms Serge (1'41.341)						
Lap	Seg.1	Seg.2	Seg.3	Lap Time	km/h	Local Time
Serge Doms						
1		1'05.901	28.690	2'59.707	130,0	9:38'01.841

17/11/2023

P = Pits In/Out - C = Lap Time Cancelled

Powered by FICr Perugia Timing

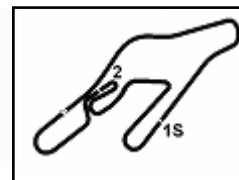
ROGER DUBUIS

  
driving emotion



# 6th Round

**6.5**  
**AM-LC**



## EUROPE AM - LC - Chronological Analysis Race 2

Autodromo Vallelunga 4.085 m

Start at 9:35'02.134

2 / 6

2	39.277	58.663	26.933	2'04.873	205,7	9:40'06.714
3	37.156	1'05.429	33.508	2'16.093	235,8	9:42'22.807
4	35.673	53.816	25.025	1'54.514	233,8	9:44'17.321
5	34.322	53.724	24.782	1'52.828	239,5	9:46'10.149
6	34.367	52.711	25.682	1'52.760	240,0	9:48'02.909
7	34.957	52.256	24.578	1'51.791	240,5	9:49'54.700
8	33.762	50.871	24.085	1'48.718	241,6	9:51'43.418
9	33.401	52.122	24.242	1'49.765	241,1	9:53'33.183
10	33.243	51.269	23.814	1'48.326	242,2	9:55'21.509
11	32.882	50.949	25.367	1'49.198	241,1	9:57'10.707
12	33.703	51.752	1'49.819	3'15.274P	242,2	10:00'25.981
13	40.863	51.628	24.061	1'56.552P	237,9	10:02'22.533
14	33.071	49.667	23.487	1'46.225	243,2	10:04'08.758
15	32.616	50.992	23.865	1'47.473	241,1	10:05'56.231
16	33.241	53.998	25.591	1'52.830	242,7	10:07'49.061
17	33.521	49.563	23.694	1'46.778	238,9	10:09'35.839
18	32.521	48.426	23.244	1'44.191	244,9	10:11'20.030
19	32.457	48.238	22.963	1'43.658	244,3	10:13'03.688
20	32.676	48.864	22.740	1'44.280	244,9	10:14'47.968
21	32.214	47.358	22.550	1'42.122	244,3	10:16'30.090
22	31.770	46.985	22.586	1'41.341	246,0	10:18'11.431
23	<b>31.705</b>	49.247	22.872	1'43.824	246,0	10:19'55.255
24	31.813	47.422	22.424	1'41.659	246,0	10:21'36.914
25	32.214	48.254	<b>22.342</b>	1'42.810	<b>246,6</b>	10:23'19.724
26	31.872	48.114	23.548	1'43.534	245,5	10:25'03.258
27	31.948	<b>46.576</b>	23.164	1'41.688	246,0	10:26'44.946

Race Time 51'42.812

<b>21 Leipter Motorsport (1'37.029)</b>						
Lap	Seg.1	Seg.2	Seg.3	Lap Time	km/h	Local Time
Gabriel Rindone						
1		1'04.572	27.926	2'35.034	96,3	9:37'37.168
2	39.747	1'01.659	26.556	2'07.962	166,7	9:39'45.130
3	39.698	1'11.408	37.019	2'28.125	140,4	9:42'13.255
4	34.366	51.358	23.619	1'49.343	234,3	9:44'02.598
5	33.196	50.775	23.774	1'47.745	237,4	9:45'50.343
6	32.875	49.602	23.729	1'46.206	236,8	9:47'36.549
7	32.453	49.141	23.049	1'44.643	236,3	9:49'21.192
8	32.244	48.830	22.979	1'44.053	238,4	9:51'05.245
9	31.872	48.228	22.985	1'43.085	241,1	9:52'48.330
10	31.634	47.983	22.708	1'42.325	240,5	9:54'30.655
11	31.407	47.467	22.394	1'41.268	239,5	9:56'11.923
12	31.159	46.853	22.379	1'40.391	239,5	9:57'52.314
13	31.625	47.059	1'46.782	3'05.466P	241,1	10:00'57.780
14	36.280	46.695	22.476	1'45.451P	240,5	10:02'43.231
15	31.017	46.480	22.375	1'39.872	239,5	10:04'23.103
16	30.964	46.218	22.156	1'39.338	236,8	10:06'02.441
17	31.492	48.289	22.630	1'42.411	241,6	10:07'44.852
18	31.539	46.076	21.955	1'39.570	241,6	10:09'24.422
19	30.392	45.185	21.642	1'37.219	240,5	10:11'01.641
20	30.432	<b>44.911</b>	21.686	<b>1'37.029</b>	242,7	10:12'38.670
21	<b>30.220</b>	45.363	22.191	1'37.774	242,2	10:14'16.444
22	30.456	45.304	21.596	1'37.356	241,6	10:15'53.800
23	30.811	45.987	21.606	1'38.404	241,6	10:17'32.204
24	30.371	54.078	21.874	1'46.323	<b>244,9</b>	10:19'18.527
25	30.353	46.185	<b>21.562</b>	1'38.100	242,2	10:20'56.627
26	31.160	45.594	21.789	1'38.543	241,6	10:22'35.170
27	30.751	45.177	22.309	1'38.237	242,7	10:24'13.407
28	30.534	46.423	22.585	1'39.542	242,7	10:25'52.949

Race Time 50'50.815

<b>18 Boutsen VDS (1'36.587)</b>						
Lap	Seg.1	Seg.2	Seg.3	Lap Time	km/h	Local Time
Elie Dubelley						
1		1'04.326	27.989	2'40.805	112,2	9:37'42.939
2	40.671	1'01.151	26.355	2'08.177	170,6	9:39'51.116
3	38.004	1'11.191	36.535	2'25.730	165,4	9:42'16.846
4	34.997	52.965	24.857	1'52.819	229,3	9:44'09.665
5	34.553	52.662	24.325	1'51.540	230,8	9:46'01.205
6	32.947	50.715	23.943	1'47.605	233,8	9:47'48.810
7	32.600	50.890	23.747	1'47.237	236,3	9:49'36.047
8	32.209	50.091	23.516	1'45.816	237,4	9:51'21.863
9	32.285	50.229	23.469	1'45.983	236,3	9:53'07.846
10	32.271	49.748	23.312	1'45.331	236,3	9:54'53.177
Roe Meyuhas						
11	32.513	49.446	1'46.829	3'08.788P	236,3	9:58'01.965
12	35.782	47.831	22.646	1'46.259P	237,4	9:59'48.224
13	31.283	47.928	22.493	1'41.704	238,4	10:01'29.928
14	30.884	46.703	22.221	1'39.808	240,0	10:03'09.736
15	30.643	46.017	21.967	1'38.627	238,9	10:04'48.363
16	30.701	45.927	22.501	1'39.129	240,0	10:06'27.492
17	30.608	45.989	22.066	1'38.663	240,0	10:08'06.155
18	30.242	45.504	22.635	1'38.381	241,1	10:09'44.536
19	30.630	45.282	22.157	1'38.069	240,0	10:11'22.605
20	30.525	48.258	22.381	1'41.164	240,0	10:13'03.769
21	30.906	45.321	21.792	1'38.019	240,5	10:14'41.788
22	30.171	45.136	22.044	1'37.351	241,6	10:16'19.139
23	30.809	45.172	22.067	1'38.048	242,2	10:17'57.187
24	30.295	45.050	<b>21.575</b>	1'36.920	<b>242,7</b>	10:19'34.107
25	<b>29.972</b>	44.781	21.834	1'36.587	241,6	10:21'10.694
26	30.009	44.848	21.810	1'36.667	242,2	10:22'47.361
27	30.056	<b>44.745</b>	22.116	1'36.917	242,2	10:24'24.278
28	30.441	45.032	22.426	1'37.899	<b>242,7</b>	10:26'02.177

Race Time 51'00.043

<b>22 Micanek Motorsport ACCR Team (1'41.622)</b>						
Lap	Seg.1	Seg.2	Seg.3	Lap Time	km/h	Local Time
Libor Dvoracek						
1		1'06.591	29.073	3'03.699	120,0	9:38'05.833
2	41.103	56.834	26.720	2'04.657	188,2	9:40'10.490
3	37.407	1'03.898	33.021	2'14.326	208,5	9:42'24.816
4	36.831	54.921	25.471	1'57.223	209,3	9:44'22.039
5	36.186	53.838	47.030	2'17.054P	226,4	9:46'39.093
6	39.778	52.240	24.159	1'56.177P	231,8	9:48'35.270
7	34.742	52.053	24.191	1'50.986	233,3	9:50'26.256
8	34.800	51.557	24.654	1'51.011	233,3	9:52'17.267
9	34.751	51.788	24.477	1'51.016	231,8	9:54'08.283
10	35.120	52.928	24.288	1'52.336	231,8	9:56'00.619
11	34.585	51.489	24.143	1'50.217	230,8	9:57'50.836
12	35.969	50.835	24.421	1'51.225	230,3	9:59'42.061
13	34.804	52.668	24.261	1'51.733	231,3	10:01'33.794
14	35.584	51.930	2'05.886	3'33.400P	231,8	10:05'07.194
15	57.535	1'04.282	27.885	2'29.702P	111,5	10:07'36.896
16	46.767	55.818	25.392	2'07.977	172,8	10:09'44.873
17	35.489	54.366	23.784	1'53.639	234,3	10:11'38.512
18	34.694	49.279	23.071	1'47.044	231,8	10:13'25.556
19	<b>33.201</b>	<b>48.836</b>	<b>22.804</b>	1'44.841	<b>235,8</b>	10:15'10.397
20	33.362	49.439	23.085	1'45.886	203,4	10:16'56.283
21				1'42.960		10:18'39.243
22				1'44.532		10:20'23.775
23				<b>1'41.622</b>		10:22'05.397
24				1'42.115		10:23'47.512
25				1'44.389		10:25'31.901

Race Time 50'29.767

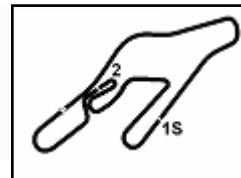
17/11/2023

P = Pits In/Out - C = Lap Time Cancelled

Powered by FICr Perugia Timing

# ROGER DUBUIS

**HANKOOK**  
driving emotion



### EUROPE AM - LC - Chronological Analysis Race 2

Autodromo Vallelunga 4.085 m

Start at 9:35'02.134

3 / 6

23 Martlé Mario (1'38.804)						
Lap	Seg.1	Seg.2	Seg.3	Lap Time	km/h	Local Time
Mario Martlé						
1		1'06.236	28.393	2'55.972	128,1	9:37'58.106
2	39.093	1'00.461	27.660	2'07.214	217,3	9:40'05.320
3	36.982	1'05.036	34.853	2'16.871	224,1	9:42'22.191
4	36.155	56.609	25.805	1'58.569	227,8	9:44'20.760
5	34.939	54.865	25.888	1'55.692	230,3	9:46'16.452
6	34.517	53.820	25.918	1'54.255	233,8	9:48'10.707
7	34.269	52.745	24.973	1'51.987	234,8	9:50'02.694
8	34.288	51.827	24.549	1'50.664	235,8	9:51'53.358
9	33.581	51.243	24.496	1'49.320	234,8	9:53'42.678
Race Time 51'29.940						

32 Bonaldi Motorsport (1'50.885)						
Lap	Seg.1	Seg.2	Seg.3	Lap Time	km/h	Local Time
Petar Matic						
1		1'06.722	28.136	3'04.813	116,0	9:38'06.947
2	41.048	1'00.289	27.025	2'08.362	202,2	9:40'15.309
3	38.270	1'00.134	32.162	2'10.566	225,0	9:42'25.875
4	39.347	56.736	25.796	2'01.879	206,1	9:44'27.754
5	35.909	54.777	25.829	1'56.515	230,8	9:46'24.269
6	35.360	55.417	26.144	1'56.921	226,9	9:48'21.190
7	35.769	54.172	24.967	1'54.908	232,8	9:50'16.098
8	35.286	52.625	24.625	1'52.536	227,8	9:52'08.634
9	<b>34.444</b>	<b>52.302</b>	<b>24.139</b>	<b>1'50.885</b>	<b>233,3</b>	9:53'59.519
Race Time 24'13.807						

24 AKF Motorsport (1'40.325)						
Lap	Seg.1	Seg.2	Seg.3	Lap Time	km/h	Local Time
Oliver Freymuth						
1		1'06.757	29.367	3'02.471	129,7	9:38'04.605
2	39.753	58.117	26.639	2'04.509	212,6	9:40'09.114
3	36.497	1'04.988	33.435	2'14.920	219,1	9:42'24.034
4	36.749	54.904	25.493	1'57.146	222,7	9:44'21.180
5	36.219	53.875	25.562	1'55.656	226,4	9:46'16.836
6	35.303	53.870	25.888	1'55.061	231,3	9:48'11.897
7	34.565	52.047	25.009	1'51.621	230,3	9:50'03.518
8	34.180	52.125	24.585	1'50.890	231,8	9:51'54.408
9	33.581	50.717	24.523	1'48.821	233,8	9:53'43.229
10	33.302	50.669	24.423	1'48.394	233,3	9:55'31.623
11	34.522	50.769	1'49.594	3'14.885P	231,3	9:58'46.508
12	39.843	50.838	23.900	1'54.581P	228,3	10:00'41.089
13	32.455	49.024	23.134	1'44.613	234,8	10:02'25.702
14	32.179	48.541	23.231	1'43.951	238,9	10:04'09.653
15	32.276	50.072	23.423	1'45.771	235,8	10:05'55.424
16	32.526	48.564	23.186	1'44.276	233,8	10:07'39.700
17	33.239	49.962	23.592	1'46.793	236,8	10:09'26.493
18	32.954	47.970	23.589	1'44.513	236,3	10:11'11.006
19	31.734	48.571	22.778	1'43.083	236,8	10:12'54.089
20	31.949	47.540	22.920	1'42.409	237,4	10:14'36.498
21	31.818	47.402	22.868	1'42.088	237,9	10:16'18.586
22	32.380	47.828	23.081	1'43.289	236,3	10:18'01.875
23	31.835	47.144	22.726	1'41.705	237,4	10:19'43.580
24	<b>31.212</b>	46.785	<b>22.328</b>	<b>1'40.325</b>	<b>240,0</b>	10:21'23.905
25	31.282	<b>46.668</b>	22.702	1'40.652	239,5	10:23'04.557
26	32.737	47.552	22.884	1'43.173	236,3	10:24'47.730
Race Time 50'32.838						

40 Wilfried Cazalbon (1'37.660)						
Lap	Seg.1	Seg.2	Seg.3	Lap Time	km/h	Local Time
Nigel Bailey						
1		1'07.232	28.481	2'58.899	127,2	9:38'01.033
2	39.526	58.139	27.228	2'04.893	220,0	9:40'05.926
3	37.356	1'05.202	35.094	2'17.652	231,3	9:42'23.578
4	41.398	55.539	25.755	2'02.692	209,3	9:44'26.270
5	35.932	53.927	25.917	1'55.776	232,3	9:46'22.046
6	34.666	53.072	25.816	1'53.554	236,8	9:48'15.600
7	33.932	51.395	24.619	1'49.946	237,9	9:50'05.546
8	33.427	51.981	24.357	1'49.765	238,9	9:51'55.311
9	33.155	51.508	24.784	1'49.447	236,8	9:53'44.758
Race Time 24'13.807						
Paolo Leonardo Biglieri						
10	34.574	52.837	1'45.905	3'13.316P	232,8	9:57'12.835
11	42.284	55.219	25.603	2'03.106P	142,7	9:59'15.941
Race Time 51'29.940						

23 Martlé Mario (1'38.804)						
Lap	Seg.1	Seg.2	Seg.3	Lap Time	km/h	Local Time
Kenneth Linthout						
10	33.190	50.763	1'48.941	3'12.894P	236,3	9:56'55.572
11	36.802	48.605	23.630	1'49.037P	235,3	9:58'44.609
12	32.133	47.347	22.894	1'42.374	236,8	10:00'26.983
13	31.865	46.776	22.887	1'41.528	237,9	10:02'08.511
14	31.512	46.785	22.879	1'41.176	236,8	10:03'49.687
15	31.511	49.065	22.883	1'43.459	238,4	10:05'33.146
16	32.020	46.324	22.746	1'41.090	234,3	10:07'14.236
17	31.278	46.836	22.652	1'40.766	239,5	10:08'55.002
18	31.327	46.250	22.519	1'40.096	240,5	10:10'35.098
19	31.254	45.824	22.719	1'39.797	240,0	10:12'14.895
20	31.188	46.424	22.305	1'39.917	239,5	10:13'54.812
21	31.346	45.778	22.097	1'39.221	240,0	10:15'34.033
22	<b>30.915</b>	46.206	22.573	1'39.694	240,5	10:17'13.727
23	31.299	45.916	22.189	1'39.404	240,0	10:18'53.131
24	32.823	46.776	<b>22.001</b>	1'41.600	234,8	10:20'34.731
25	30.925	<b>45.540</b>	22.339	<b>1'38.804</b>	<b>242,7</b>	10:22'13.535
26	31.688	46.096	22.788	1'40.572	240,0	10:23'54.107
27	31.656	46.281	22.928	1'40.865	241,1	10:25'34.972
Race Time 50'32.838						

40 Wilfried Cazalbon (1'37.660)						
Lap	Seg.1	Seg.2	Seg.3	Lap Time	km/h	Local Time
Wilfried Cazalbon						
10	32.818	50.950	1'45.634	3'09.402P	235,8	9:56'54.160
11	36.326	47.997	22.655	1'46.978P	238,4	9:58'41.138
12	31.136	47.682	22.368	1'41.186	239,5	10:00'22.324
13	32.027	49.668	22.403	1'44.098	241,1	10:02'06.422
14	31.473	48.183	22.753	1'42.409	237,9	10:03'48.831
15	31.936	47.335	22.382	1'41.653	237,9	10:05'30.484
16	31.334	47.543	22.407	1'41.284	238,9	10:07'11.768
17	31.008	46.646	22.149	1'39.803	242,7	10:08'51.571
18	30.912	46.673	22.123	1'39.708	241,1	10:10'31.279
19	30.536	45.778	21.737	1'38.051	241,6	10:12'09.330
20	30.499	45.836	21.919	1'38.254	241,6	10:13'47.584
21	30.348	45.750	<b>21.562</b>	<b>1'37.660</b>	242,7	10:15'25.244
22	30.306	45.636	21.886	1'37.828	241,1	10:17'03.072
23	30.719	46.866	21.798	1'39.383	238,9	10:18'42.455
24	30.885	46.529	21.804	1'39.218	242,2	10:20'21.673
25	30.310	45.887	21.584	1'37.781	<b>245,5</b>	10:21'59.454
26	30.400	46.190	21.697	1'38.287	242,2	10:23'37.741
27	<b>30.258</b>	<b>45.446</b>	22.545	1'38.249	242,7	10:25'15.990
28	30.789	45.816	22.707	1'39.312	243,2	10:26'55.302
Race Time 51'53.168						

54 Brutal Fish Racing Team (1'41.449)						
Lap	Seg.1	Seg.2	Seg.3	Lap Time	km/h	Local Time
Charlie Martin						
1		1'04.372	27.338	2'36.372	115,4	9:37'38.506
2	41.628	1'01.190	25.873	2'08.691	145,7	9:39'47.197
3	39.155	1'11.371	36.991	2'27.517	151,7	9:42'14.714
4	34.666	53.822	24.541	1'53.029	232,3	9:44'07.743
5	33.687	51.033	24.158	1'48.878	235,3	9:45'56.621
6	32.963	50.547	23.715	1'47.225	236,3	9:47'43.846
7	32.692	49.676	23.223	1'45.591	235,3	9:49'29.437

54 Brutal Fish Racing Team (1'41.449)						
Lap	Seg.1	Seg.2	Seg.3	Lap Time	km/h	Local Time
Charlie Martin						
1		1'04.372	27.338	2'36.372	115,4	9:37'38.506
2	41.628	1'01.190	25.873	2'08.691	145,7	9:39'47.197
3	39.155	1'11.371	36.991	2'27.517	151,7	9:42'14.714
4	34.666	53.822	24.541	1'53.029	232,3	9:44'07.743
5	33.687	51.033	24.158	1'48.878	235,3	9:45'56.621
6	32.963	50.547	23.715	1'47.225	236,3	9:47'43.846
7	32.692	49.676	23.223	1'45.591	235,3	9:49'29.437

17/11/2023

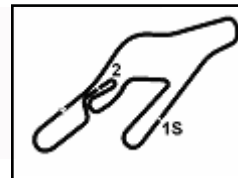
P = Pits In/Out - C = Lap Time Cancelled

Powered by FICr Perugia Timing



# 6th Round

6.5  
AM-LC



## EUROPE AM - LC - Chronological Analysis Race 2

Autodromo Vallelunga 4.085 m

Start at 9:35'02.134

4 / 6

Lap	Seg.1	Seg.2	Seg.3	Lap Time	km/h	Local Time	Lap	Seg.1	Seg.2	Seg.3	Lap Time	km/h	Local Time	
8	32.700	49.491	23.456	1'45.647	237,9	9:51'15.084	4	34.208	51.710	24.166	1'50.084	232,3	9:44'01.223	
9	32.031	49.119	23.118	1'44.268	236,8	9:52'59.352	5	35.250	51.894	24.172	1'51.316	225,9	9:45'52.539	
10	31.810	48.394	22.757	1'42.961	237,4	9:54'42.313	6	32.848	50.187	23.547	1'46.582	236,8	9:47'39.121	
11	31.703	49.500	22.995	1'44.198	<b>239,5</b>	9:56'26.511	7	33.312	50.568	23.428	1'47.308	233,3	9:49'26.429	
12	32.228	48.643	22.931	1'43.802	235,8	9:58'10.313	8	32.484	49.421	23.397	1'45.302	236,3	9:51'11.731	
13	<b>31.473</b>	47.630	<b>22.346</b>	<b>1'41.449</b>	238,9	9:59'51.762	9	32.367	49.513	23.100	1'44.980	236,3	9:52'56.711	
14	31.519	47.375	23.089	1'41.983	<b>239,5</b>	10:01'33.745	10	32.297	48.943	23.098	1'44.338	237,4	9:54'41.049	
		Jason Keats						11	32.138	49.862	23.068	1'45.068	236,3	9:56'26.117
15	31.653	<b>46.709</b>	1'46.276	3'04.638P	238,9	10:04'38.383	12	32.308	48.412	1'47.083	3'07.803P	236,3	9:59'33.920	
16	39.116	51.456	24.342	1'54.914P	234,3	10:06'33.297	13	37.403	48.839	23.014	1'49.256P	235,8	10:01'23.176	
17	33.318	49.363	23.518	1'46.199	235,8	10:08'19.496	14	31.649	47.693	22.867	1'42.209	237,4	10:03'05.385	
18	32.620	48.013	24.255	1'44.888	236,8	10:10'04.384	15	31.642	47.076	22.878	1'41.596	237,9	10:04'46.981	
19	33.476	48.350	23.722	1'45.548	236,8	10:11'49.932	16	32.237	48.852	22.865	1'43.954	229,8	10:06'30.935	
20	32.918	49.192	23.109	1'45.219	237,4	10:13'35.151	17	31.753	46.820	22.723	1'41.296	239,5	10:08'12.231	
21	32.501	47.333	22.828	1'42.662	237,9	10:15'17.813	18	31.680	46.588	22.639	1'40.907	238,4	10:09'53.138	
22	32.622	47.431	23.109	1'43.162	236,3	10:17'00.975	19	31.557	47.261	23.352	1'42.170	239,5	10:11'35.308	
23	32.519	49.669	23.463	1'45.651	237,4	10:18'46.626	20	31.668	48.010	22.325	1'42.003	238,4	10:13'17.311	
24	32.479	47.624	22.622	1'42.725	237,9	10:20'29.351	21	31.406	<b>46.231</b>	<b>22.262</b>	<b>1'39.899</b>	239,5	10:14'57.210	
25	31.994	49.013	22.717	1'43.724	238,9	10:22'13.075	22	<b>31.248</b>	47.443	22.583	1'41.274	<b>241,1</b>	10:16'38.484	
26	32.763	47.163	22.914	1'42.840	236,8	10:23'55.915	23	31.523	51.056	39.227	2'01.806	234,8	10:18'40.290	
27	31.517	47.207	22.923	1'41.647	<b>239,5</b>	10:25'37.562	24	43.254	58.195	28.085	2'09.534	193,5	10:20'49.824	
						Race Time 50'35.428							Race Time 45'47.690	

### 60 VSR (1'37.337)

### 63 Piguet Julien (1'37.685)

Lap	Seg.1	Seg.2	Seg.3	Lap Time	km/h	Local Time
Giovanni Anapoli						
1		1'04.116	27.861	2'35.793	111,6	9:37'37.927
2	40.746	1'01.275	26.280	2'08.301	142,1	9:39'46.228
3	39.487	1'11.200	36.760	2'27.447	139,9	9:42'13.675
4	34.793	51.583	24.064	1'50.440	229,3	9:44'04.115
5	33.416	51.846	24.157	1'49.419	233,3	9:45'53.534
6	32.652	50.146	23.391	1'46.189	234,8	9:47'39.723
7	32.392	49.679	23.020	1'45.091	233,8	9:49'24.814
8	31.590	49.071	22.631	1'43.292	235,3	9:51'08.106
9	31.434	48.038	22.670	1'42.142	232,3	9:52'50.248
10	31.008	47.702	22.712	1'41.422	237,4	9:54'31.670
11	31.010	47.485	22.676	1'41.171	238,4	9:56'12.841
12	30.863	47.287	22.276	1'40.426	238,4	9:57'53.267
13	31.071	47.242	22.491	1'40.804	238,4	9:59'34.071
14	30.878	46.751	21.993	1'39.622	240,0	10:01'13.693
15	30.564	46.234	22.063	1'38.861	241,1	10:02'52.554
Piergiacomo Randazzo						
16	30.691	46.182	1'44.054	3'00.927P	240,0	10:05'53.481
17	36.641	49.380	22.394	1'48.415P	235,8	10:07'41.896
18	31.473	46.968	22.060	1'40.501	238,4	10:09'22.397
19	30.258	45.938	21.735	1'37.931	238,9	10:11'00.328
20	30.266	45.372	21.774	1'37.412	238,4	10:12'37.740
21	30.280	45.936	21.606	1'37.822	240,5	10:14'15.562
22	30.289	45.627	21.869	1'37.785	238,9	10:15'53.347
23	30.710	45.836	21.852	1'38.398	240,0	10:17'31.745
24	<b>30.158</b>	49.495	21.770	1'41.423	240,5	10:19'13.168
25	30.310	<b>45.370</b>	21.657	<b>1'37.337</b>	241,6	10:20'50.505
26	30.163	45.502	21.890	1'37.555	241,6	10:22'28.060
27	30.590	45.484	22.539	1'38.613	<b>242,2</b>	10:24'06.673
28	30.909	47.196	23.747	1'41.852	241,1	10:25'48.525
						Race Time 50'46.391

Lap	Seg.1	Seg.2	Seg.3	Lap Time	km/h	Local Time
Alban Varutti						
1		1'02.078	27.216	2'24.790	191,8	9:37'26.924
2	42.170	1'00.304	27.061	2'09.535	180,3	9:39'36.459
3	41.233	1'14.475	37.340	2'33.048	214,7	9:42'09.507
4	32.789	50.422	23.380	1'46.591	239,5	9:43'56.098
5	32.269	49.492	23.070	1'44.831	241,6	9:45'40.929
6	32.123	48.972	22.884	1'43.979	240,5	9:47'24.908
7	31.824	48.970	22.837	1'43.631	241,1	9:49'08.539
8	31.785	48.530	22.846	1'43.161	242,7	9:50'51.700
9	31.872	47.725	22.640	1'42.237	242,7	9:52'33.937
10	31.493	47.150	22.269	1'40.912	243,8	9:54'14.849
11	31.426	46.916	22.232	1'40.574	242,7	9:55'55.423
12	31.146	46.658	22.281	1'40.085	242,2	9:57'35.508
13	30.887	46.228	22.773	1'39.888	243,2	9:59'15.396
14	30.891	46.043	22.085	1'39.019	243,2	10:00'54.415
15	30.799	46.843	21.923	1'39.565	245,5	10:02'33.980
Julien Piguet						
16	31.159	45.741	1'43.843	3'00.743P	243,8	10:05'34.723
17	36.539	46.943	22.154	1'45.636P	240,0	10:07'20.359
18	30.941	46.361	22.018	1'39.320	242,7	10:08'59.679
19	31.254	45.750	22.984	1'39.988	243,2	10:10'39.667
20	30.873	45.992	22.152	1'39.017	246,6	10:12'18.684
21	31.415	46.695	21.934	1'40.044	244,9	10:13'58.728
22	30.625	45.499	22.090	1'38.214	243,8	10:15'36.942
23	30.776	<b>45.395</b>	21.900	1'38.071	<b>247,7</b>	10:17'15.013
24	30.618	45.759	22.113	1'38.490	243,2	10:18'53.503
25	31.954	46.192	22.049	1'40.195	242,2	10:20'33.698
26	<b>30.521</b>	45.413	<b>21.751</b>	<b>1'37.685</b>	245,5	10:22'11.383
27	30.986	46.535	22.163	1'39.684	246,6	10:23'51.067
28	30.655	46.172	24.048	1'40.875	244,9	10:25'31.942
						Race Time 50'29.808

### 62 DL Consulting (1'39.899)

### 65 Leipert Motorsport (1'39.766)

Lap	Seg.1	Seg.2	Seg.3	Lap Time	km/h	Local Time
Ibrahim Badawy						
1		1'01.588	27.117	2'25.762	172,8	9:37'27.896
2	42.792	59.691	26.791	2'09.274	125,0	9:39'37.170
3	41.464	1'14.014	38.491	2'33.969	204,2	9:42'11.139

Lap	Seg.1	Seg.2	Seg.3	Lap Time	km/h	Local Time
Jürgen Krebs						
1		1'04.854	27.551	2'39.408	101,8	9:37'41.542
2	40.782	1'00.994	26.479	2'08.255	162,9	9:39'49.797
3	38.603	1'10.784	37.229	2'26.616	153,6	9:42'16.413

17/11/2023

P = Pits In/Out - C = Lap Time Cancelled

Powered by FICr Perugia Timing



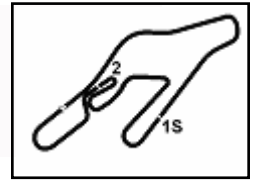




# 6th Round

6.5

AM-LC



## EUROPE AM - LC - Chronological Analysis Race 2

Autodromo Vallelunga 4.085 m

Start at 9:35'02.134

5 / 6

4	36.353	53.852	25.243	1'55.448	225,5	9:44'11.861	3	37.876	1'10.545	36.979	2'25.400	163,1	9:42'18.663
5	34.656	54.150	25.237	1'54.043	230,3	9:46'05.904	4	36.016	54.575	25.265	1'55.856	226,4	9:44'14.519
6	34.018	53.825	24.989	1'52.832	233,8	9:47'58.736	5	35.534	53.615	24.573	1'53.722	234,8	9:46'08.241
7	33.720	52.399	24.582	1'50.701	233,8	9:49'49.437	6	34.170	53.382	26.222	1'53.774	236,8	9:48'02.015
8	33.103	50.997	24.809	1'48.909	234,8	9:51'38.346	7	35.155	51.946	24.414	1'51.515	232,8	9:49'53.530
9	32.776	50.125	23.961	1'46.862	236,3	9:53'25.208	8	33.656	51.015	23.913	1'48.584	237,4	9:51'42.114
10	32.343	49.955	23.952	1'46.250	236,3	9:55'11.458	9	34.496	51.865	23.734	1'50.095	236,8	9:53'32.209
11	32.209	48.691	23.308	1'44.208	235,8	9:56'55.666	10	33.842	51.088	23.716	1'48.646	237,4	9:55'20.855
12	32.240	49.071	1'47.269	3'08.580P	237,4	10:00'04.246	11	32.569	49.922	1'47.535	3'10.026P	238,9	9:58'30.881
13	36.993	47.912	22.509	1'47.414P	236,8	10:01'51.660	12	38.624	49.160	23.333	1'51.117P	237,4	10:00'21.998
14	31.238	48.133	22.695	1'42.066	240,0	10:03'33.726	13	32.137	48.606	23.014	1'43.757	241,1	10:02'05.755
15	31.319	46.941	22.560	1'40.820	239,5	10:05'14.546	14	31.667	48.348	22.889	1'42.904	241,1	10:03'48.659
16	31.706	47.175	<b>22.267</b>	1'41.148	238,9	10:06'55.694	15	31.829	47.078	22.710	1'41.617	241,1	10:05'30.276
17	31.064	46.790	22.318	1'40.172	<b>243,2</b>	10:08'35.866	16	31.377	47.255	23.050	1'41.682	240,5	10:07'11.958
18	<b>30.730</b>	46.737	22.299	<b>1'39.766</b>	240,5	10:10'15.632	17	31.764	48.690	22.871	1'43.325	240,0	10:08'55.283
19	31.044	<b>46.468</b>	22.847	1'40.359	240,0	10:11'55.991	18	31.612	47.084	22.459	1'41.155	240,5	10:10'36.438
20	31.348	47.235	22.393	1'40.976	240,0	10:13'36.967	19	31.425	47.414	22.869	1'41.708	241,1	10:12'18.146
21	31.563	47.089	22.493	1'41.145	237,4	10:15'18.112	20	31.731	48.427	22.569	1'42.727	235,3	10:14'00.873
22	32.665	47.398	22.942	1'43.005	236,3	10:17'01.117	21	31.256	46.951	22.364	1'40.571	241,6	10:15'41.444
23	32.548	48.546	22.797	1'43.891	237,9	10:18'45.008	22	31.441	46.933	22.457	1'40.831	242,2	10:17'22.275
24	33.492	47.038	22.672	1'43.202	238,4	10:20'28.210	23	31.445	46.868	22.273	1'40.586	241,6	10:19'02.861
25	31.215	46.993	23.181	1'41.389	239,5	10:22'09.599	24	31.003	46.650	22.083	1'39.736	<b>243,2</b>	10:20'42.597
26	32.572	48.761	22.720	1'44.053	235,8	10:23'53.652	25	30.923	46.702	<b>21.950</b>	1'39.575	242,7	10:22'22.172
27	32.827	47.067	22.931	1'42.825	239,5	10:25'36.477	26	30.864	46.110	22.168	1'39.142	242,2	10:24'01.314
						Race Time 50'34.343	27	<b>30.725</b>	<b>45.956</b>	22.292	<b>1'38.973</b>	242,7	10:25'40.287
													Race Time 50'38.153

### 69 RD Signs Racing Team (1'41.056)

Lap	Seg.1	Seg.2	Seg.3	Lap Time	km/h	Local Time
Audrius Butkevicius						
1		1'04.900	27.086	2'51.941	124,4	9:37'54.075
2	40.338	58.242	26.239	2'04.819	199,3	9:39'58.894
3	37.622	1'08.845	35.225	2'21.692	188,5	9:42'20.586
4	36.730	54.452	24.617	1'55.799	227,8	9:44'16.385
5	34.624	53.745	24.906	1'53.275	229,3	9:46'09.660
6	34.234	52.539	25.781	1'52.554	234,3	9:48'02.214
7	35.124	52.360	24.253	1'51.737	231,8	9:49'53.951
8	33.642	51.034	23.887	1'48.563	233,8	9:51'42.514
9	33.916	50.379	23.875	1'48.170	231,3	9:53'30.684
10	34.411	50.192	23.689	1'48.292	231,3	9:55'18.976
11	33.498	49.717	23.578	1'46.793	233,3	9:57'05.769
12	33.144	49.279	23.333	1'45.756	231,3	9:58'51.525
13	35.030	51.101	1'48.140	3'14.271P	228,3	10:02'05.796
14	37.962	49.134	23.140	1'50.236P	233,3	10:03'56.032
15	32.383	48.090	22.766	1'43.239	233,3	10:05'39.271
16	32.706	47.647	22.786	1'43.139	235,3	10:07'22.410
17	32.361	47.388	22.664	1'42.413	233,3	10:09'04.823
18	32.226	47.623	22.792	1'42.641	235,8	10:10'47.464
19	32.020	47.311	22.776	1'42.107	235,3	10:12'29.571
20	32.110	47.209	<b>22.312</b>	1'41.631	235,3	10:14'11.202
21	31.757	<b>46.817</b>	22.482	<b>1'41.056</b>	233,3	10:15'52.258
22	32.993	46.984	22.609	1'42.586	233,8	10:17'34.844
23	31.848	47.291	22.762	1'41.901	235,8	10:19'16.745
24	31.520	47.813	22.399	1'41.732	236,8	10:20'58.477
25	32.574	47.171	22.577	1'42.322	233,3	10:22'40.799
26	31.682	47.749	23.052	1'42.483	<b>238,4</b>	10:24'23.282
27	<b>31.423</b>	47.479	23.256	1'42.158	237,9	10:26'05.440
						Race Time 51'03.306

### 77 Hernandez Ortega Alfredo (1'38.973)

Lap	Seg.1	Seg.2	Seg.3	Lap Time	km/h	Local Time
Alfredo Hernandez Ortega						
1		1'04.618	27.419	2'43.085	136,7	9:37'45.219
2	40.319	1'00.904	26.821	2'08.044	160,2	9:39'53.263

### 85 Imperiale Sport Car Service (1'35.676)

Lap	Seg.1	Seg.2	Seg.3	Lap Time	km/h	Local Time
Anthony McIntosh						
1		1'03.538	26.244	2'28.370	131,4	9:37'30.504
2	41.458	1'01.896	25.764	2'09.118	151,0	9:39'39.622
3	40.580	1'13.080	38.557	2'32.217	182,4	9:42'11.839
4	37.023	54.694	25.634	1'57.351	228,3	9:44'09.190
5	35.254	54.346	24.566	1'54.166	227,8	9:46'03.356
6	33.275	52.142	24.206	1'49.623	236,8	9:47'52.979
7	33.192	52.737	24.844	1'50.773	235,8	9:49'43.752
8	35.102	54.552	25.977	1'55.631	230,3	9:51'39.383
9	34.424	52.365	24.160	1'50.949	231,3	9:53'30.332
Glenn McGee						
10	33.873	54.333	1'47.345	3'15.551P	221,8	9:56'45.883
11	36.991	48.373	23.150	1'48.514P	236,3	9:58'34.397
12	30.698	46.942	22.172	1'39.812	239,5	10:00'14.209
13	30.229	46.234	22.104	1'38.567	241,6	10:01'52.776
14	30.399	46.151	22.244	1'38.794	240,0	10:03'31.570
15	30.832	45.725	22.129	1'38.686	241,6	10:05'10.256
16	30.794	45.776	22.113	1'38.683	240,5	10:06'48.939
17	30.185	45.094	22.122	1'37.401	242,2	10:08'26.340
18	30.282	45.253	22.504	1'38.039	241,6	10:10'04.379
19	30.223	<b>44.695</b>	21.944	1'36.862	242,7	10:11'41.241
20	31.314	45.102	22.034	1'38.450	238,9	10:13'19.691
21	31.435	45.749	22.009	1'39.193	238,4	10:14'58.884
22	30.140	45.963	21.978	1'38.081	242,2	10:16'36.965
23	29.931	45.891	21.668	1'37.490	243,2	10:18'14.455
24	29.604	46.211	21.717	1'37.532	243,8	10:19'51.987
25	29.570	44.711	<b>21.395</b>	<b>1'35.676</b>	<b>245,5</b>	10:21'27.663
26	<b>29.486</b>	46.174	21.731	1'37.391	243,8	10:23'05.054
27	31.076	45.141	23.075	1'39.292	243,2	10:24'44.346
28	<b>29.486</b>	44.779	22.734	1'36.999	243,8	10:26'21.345
						Race Time 51'19.211

### 88 Leipert Motorsport (1'39.125)

Lap	Seg.1	Seg.2	Seg.3	Lap Time	km/h	Local Time

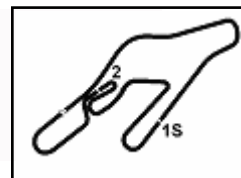
17/11/2023

P = Pits In/Out - C = Lap Time Cancelled

Powered by FICr Perugia Timing

ROGER DUBUIS

HANKOOK driving emotion



## EUROPE AM - LC - Chronological Analysis Race 2

Autodromo Vallelunga 4.085 m

Start at 9:35'02.134

**6 / 6**

Race Time 51'44.755

Jean-François Brunot						
1		1'04.574	27.385	2'37.748	102,8	9:37'39.882
2	41.439	1'01.061	25.887	2'08.387	154,3	9:39'48.269
3	39.388	1'10.638	36.704	2'26.730	184,3	9:42'14.999
4	35.507	53.317	25.525	1'54.349	226,9	9:44'09.348
5	34.008	51.447	24.222	1'49.677	230,8	9:45'59.025
6	33.354	51.114	23.565	1'48.033	234,3	9:47'47.058
7	32.694	50.203	23.637	1'46.534	233,8	9:49'33.592
8	32.334	49.657	23.444	1'45.435	235,8	9:51'19.027
9	31.947	48.573	23.046	1'43.566	236,3	9:53'02.593
10	31.854	47.931	22.850	1'42.635	235,8	9:54'45.228
11	31.788	48.546	22.839	1'43.173	236,3	9:56'28.401
12	31.286	48.618	22.871	1'42.775	236,8	9:58'11.176
13	31.562	47.622	22.410	1'41.594	234,3	9:59'52.770
14	31.157	47.384	22.637	1'41.178	236,8	10:01'33.948
Kerong Li						
15	31.909	47.445	1'44.105	3'03.459P	236,3	10:04'37.407
16	38.523	48.907	23.712	1'51.142P	234,8	10:06'28.549
17	31.773	46.837	22.795	1'41.405	237,4	10:08'09.954
18	31.758	47.695	22.876	1'42.329	236,8	10:09'52.283
19	31.759	49.190	22.725	1'43.674	237,4	10:11'35.957
20	31.533	48.497	22.890	1'42.920	238,4	10:13'18.877
21	32.702	47.614	22.716	1'43.032	237,4	10:15'01.909
22	31.476	48.122	22.425	1'42.023	238,4	10:16'43.932
23	31.769	46.867	22.494	1'41.130	239,5	10:18'25.062
24	31.526	46.664	22.461	1'40.651	238,9	10:20'05.713
25	31.604	46.638	22.242	1'40.484	238,9	10:21'46.197
26	31.159	46.361	<b>22.108</b>	1'39.628	240,0	10:23'25.825
27	<b>30.784</b>	<b>45.674</b>	22.667	<b>1'39.125</b>	<b>241,1</b>	10:25'04.950
28	30.898	46.475	23.242	1'40.615	240,5	10:26'45.565
Race Time 51'43.431						

### 90 GT3 Poland (1'37.653)

Lap	Seg.1	Seg.2	Seg.3	Lap Time	km/h	Local Time
Holger Harmsen						
1		1'04.261	27.587	2'41.443	109,5	9:37'43.577
2	40.902	1'01.057	26.308	2'08.267	163,4	9:39'51.844
3	38.530	1'10.573	36.958	2'26.061	152,3	9:42'17.905
4	36.268	54.094	25.266	1'55.628	226,4	9:44'13.533
5	34.570	53.017	25.274	1'52.861	233,3	9:46'06.394
6	34.443	52.396	24.389	1'51.228	233,8	9:47'57.622
7	33.464	51.579	24.002	1'49.045	233,3	9:49'46.667
8	33.185	51.385	24.198	1'48.768	234,8	9:51'35.435
9	32.996	50.288	23.613	1'46.897	238,9	9:53'22.332
10	32.659	49.170	23.207	1'45.036	234,8	9:55'07.368
11	32.160	48.826	23.221	1'44.207	237,9	9:56'51.575
12	32.094	48.401	1'49.185	3'09.680P	240,5	10:00'01.255
13	37.070	47.981	23.044	1'48.095P	237,4	10:01'49.350
14	31.704	47.567	22.589	1'41.860	241,1	10:03'31.210
15	31.840	47.326	22.491	1'41.657	237,4	10:05'12.867
16	31.067	46.815	22.329	1'40.211	236,8	10:06'53.078
17	31.173	46.228	22.398	1'39.799	241,6	10:08'32.877
18	30.882	46.848	22.421	1'40.151	241,1	10:10'13.028
19	30.850	46.146	22.397	1'39.393	242,2	10:11'52.421
20	31.104	46.984	22.557	1'40.645	239,5	10:13'33.066
21	30.945	46.178	22.042	1'39.165	240,5	10:15'12.231
22	31.047	46.259	21.987	1'39.293	240,5	10:16'51.524
23	30.530	45.862	22.395	1'38.787	241,1	10:18'30.311
24	30.883	47.715	21.868	1'40.466	242,2	10:20'10.777
25	30.733	45.902	21.956	1'38.591	241,1	10:21'49.368
26	<b>30.267</b>	<b>45.521</b>	<b>21.865</b>	<b>1'37.653</b>	<b>243,8</b>	10:23'27.021
27	30.553	45.646	24.275	1'40.474	242,2	10:25'07.495
28	30.499	46.536	22.359	1'39.394	241,1	10:26'46.889

17/11/2023

P = Pits In/Out - C = Lap Time Cancelled

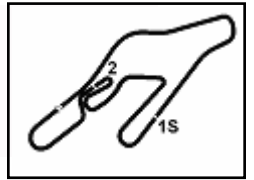
Powered by FICr Perugia Timing

# ROGER DUBUIS

driving emotion

6<sup>th</sup> Round

AM-LC



## EUROPE AM - LC - Pit Times Race 2

Autodromo Vallelunga 4.085 m

Start: 9:35'02.134 1: 9:55'02.134 / 10:05'02.134

No.	Entrant	Driver		Race Time	Local Time	Pit Time	Ref. Time	Difference	Penalty
2	Boutsen VDS	R.KUPPENS	Pit IN	29'19.451	10:04'21.585				
		P.FELIGIONI	PIT OUT	30'54.270	10:05'56.404	<b>1'34.819</b> (1)	1'30.000		
4	Iron Lynx	M.ROSTAN	Pit IN	15'25.003	9:50'27.137				
			PIT OUT	16'36.972	9:51'39.106	1'11.969			
			Pit IN	27'28.670	10:02'30.804				
		C.GOSSELIN	PIT OUT	29'00.221	10:04'02.355	<b>1'31.551</b> (1)	1'30.000		
			Pit IN	32'47.314	10:07'49.448				
5	GT3 Poland	G.MOCZULSKI	Pit IN	20'24.597	9:55'26.731				
		A.LEWANDOWSKI	PIT OUT	21'56.198	9:56'58.332	<b>1'31.601</b> (1)	1'30.000		
8	Iron Lynx	D.PRIVITELIO	Pit IN	29'42.967	10:04'45.101				
		L.PRIVITELIO	PIT OUT	31'13.352	10:06'15.486	<b>1'30.385</b> (1)	1'30.000		
17	Doms Serge	S.DOMS	Pit IN	23'49.487	9:58'51.621				
			PIT OUT	25'24.437	10:00'26.571	<b>1'34.950</b> (1)	1'33.000		
18	Boutsen VDS	E.DUBELLY	Pit IN	21'27.482	9:56'29.616				
		R.MEYUHAS	PIT OUT	23'00.420	9:58'02.554	<b>1'32.938</b> (1)	1'30.000		
21	Leipert Motorsport	G.RINDONE	Pit IN	24'22.190	9:59'24.324				
			PIT OUT	25'56.285	10:00'58.419	<b>1'34.095</b> (1)	1'33.000		
22	Micane Motorsport ACCR Tear	L.DVORACEK	Pit IN	11'05.693	9:46'07.827				
			PIT OUT	11'37.578	9:46'39.712	31.885			
			Pit IN	28'14.381	10:03'16.515				
			PIT OUT	30'05.678	10:05'07.812	<b>1'51.297</b> (1)	1'33.000		
			Pit IN	52'48.732	10:27'50.866				
23	Martlé Mario	M.MARTLÉ	Pit IN	20'19.366	9:55'21.500				
		K.LINTHOUT	PIT OUT	21'54.005	9:56'56.139	<b>1'34.639</b> (1)	1'30.000		
24	AKF Motorsport	O.FREYMUTH	Pit IN	22'10.712	9:57'12.846				
			PIT OUT	23'44.989	9:58'47.123	<b>1'34.277</b> (1)	1'33.000		
32	Bonaldi Motorsport	P.MATIC	Pit IN	20'38.785	9:55'40.919				
		P.BIGLIERI	PIT OUT	22'11.304	9:57'13.438	<b>1'32.519</b> (1)	1'30.000		
			Pit IN	26'11.707	10:01'13.841				
40	Wilfried Cazalbon	N.BAILLY	Pit IN	20'22.322	9:55'24.456				
		W.CAZALBON	PIT OUT	21'52.672	9:56'54.806	<b>1'30.350</b> (1)	1'30.000		
54	Brutal Fish Racing Team	C.MARTIN	Pit IN	28'03.786	10:03'05.920				
		J.KEATS	PIT OUT	29'36.821	10:04'38.955	<b>1'33.035</b> (1)	1'30.000		
60	VSR	G.ANAPOLI	Pit IN	29'20.932	10:04'23.066				
		P.RANDAZZO	PIT OUT	30'51.943	10:05'54.077	<b>1'31.011</b> (1)	1'30.000		
62	DL Consulting	I.BADAWY	Pit IN	22'58.700	9:58'00.834				
			PIT OUT	24'32.383	9:59'34.517	<b>1'33.683</b> (1)	1'33.000		
63	Piguet Julien	A.VARUTTI	Pit IN	29'02.616	10:04'04.750				
		J.PIGUET	PIT OUT	30'33.227	10:05'35.361	<b>1'30.611</b> (1)	1'30.000		
65	Leipert Motorsport	J.KREBS	Pit IN	23'29.148	9:58'31.282				
			PIT OUT	25'02.698	10:00'04.832	<b>1'33.550</b> (1)	1'33.000		
69	RD Signs Racing Team	A.BUTKEVICIUS	Pit IN	25'30.490	10:00'32.624				
			PIT OUT	27'04.255	10:02'06.389	<b>1'33.765</b> (1)	1'33.000		
77	Hernandez Ortega Alfredo	A.HERNANDEZ ORTEGA	Pit IN	21'54.861	9:56'56.995				
			PIT OUT	23'29.334	9:58'31.468	<b>1'34.473</b> (1)	1'33.000		
85	Imperiale Sport Car Service	A.MCINTOSH	Pit IN	20'13.532	9:55'15.666				
		G.MCGEE	PIT OUT	21'44.362	9:56'46.496	<b>1'30.830</b> (1)	1'30.000		
88	Leipert Motorsport	J.BRUNOT	Pit IN	28'04.879	10:03'07.013				
		K.LI	PIT OUT	29'35.857	10:04'37.991	<b>1'30.978</b> (1)	1'30.000		

Powered by FICr Perugia Timing

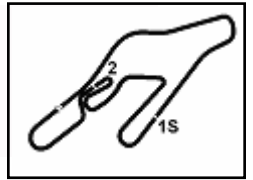
ROGER DUBUIS

  
 HANKOOK
   
 driving emotion



6<sup>th</sup> Round

AM-LC



EUROPE AM - LC - Pit Times Race 2

Autodromo Vallelunga 4.085 m

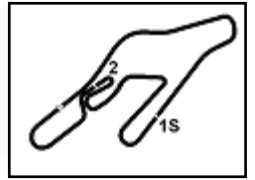
Start: 9:35'02.134 1: 9:55'02.134 / 10:05'02.134

No.	Entrant	Driver		Race Time	Local Time	Pit Time	Ref. Time	Difference	Penalty
90	GT3 Poland	H.HARMSSEN	Pit IN	23'24.951	9:58'27.085				
			PIT OUT	24'59.714	10:00'01.848	1'34.763 (1)	1'33.000		

Powered by FICr Perugia Timing

ROGER DUBUIS

 **HANKOOK**  
driving emotion

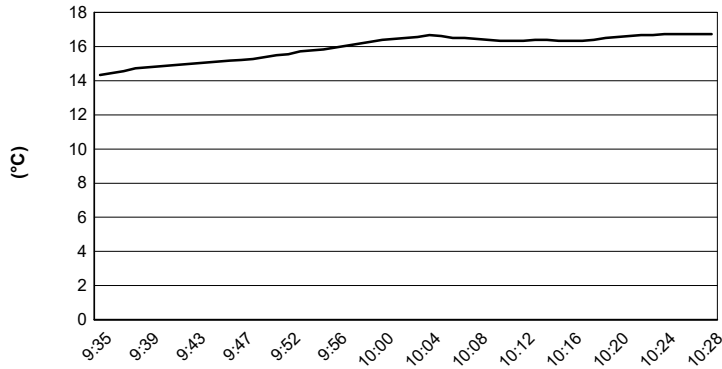


Autodromo Vallelunga 4.085 m

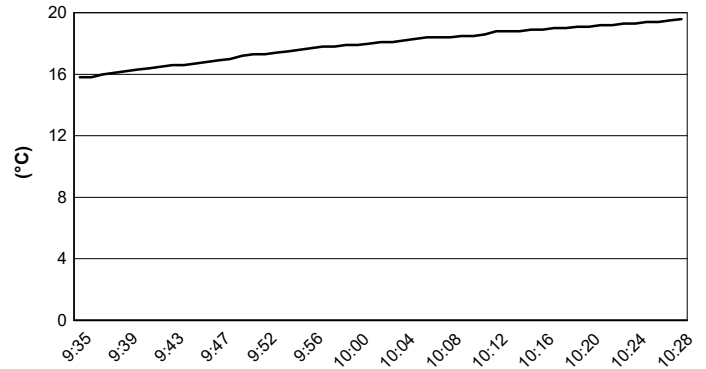
## EUROPE AM - LC - Weather Report Race 2

Session started 09:35 - Session ended 10:28

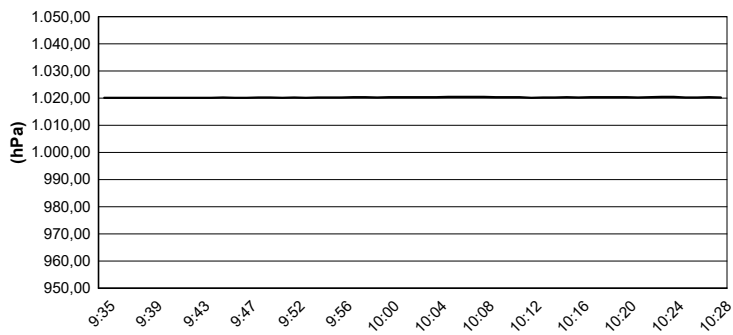
### Air Temperature



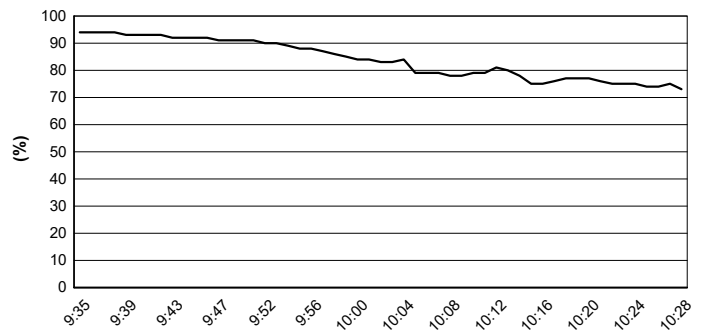
### Track Temperature



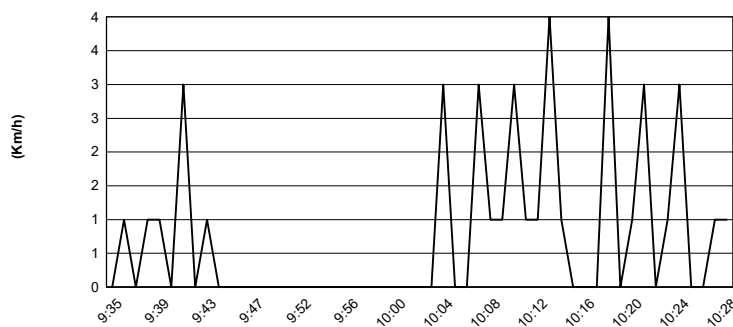
### Air Pressure



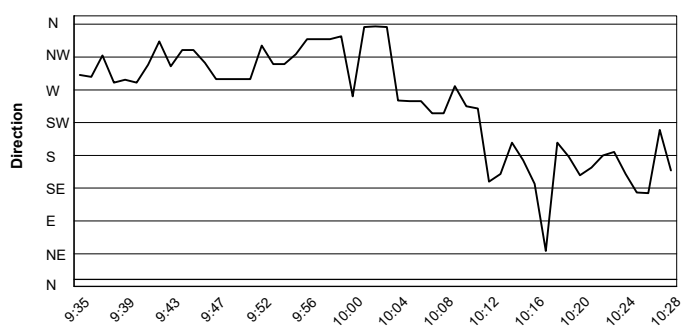
### Humidity



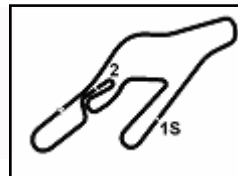
### Wind Speed



### Wind Direction



17/11/2023



## EUROPE AM - LC - Starting Grid - Race 2 (Duration: 50')

Autodromo Vallelunga 4.085 m

11	22	<b>WAGNER K.</b> MicaneK Motorsport ACCR Team	Huracán <b>1'40.028</b>	32	<b>MATIC P.</b> Bonaldi Motorsport	Huracán
10	24	<b>FREYMUTH O.</b> AKF Motorsport	Huracán <b>1'38.553</b>	17	<b>DOMS S.</b> BDR Competition by Grupo Prom	Huracán <b>1'38.961</b>
9	40	<b>BAILLY N.</b> CMR	Huracán <b>1'38.338</b>	23	<b>MARTLÉ M.</b> Totaalplan Racing	Huracán <b>1'38.357</b>
8	5	<b>MOCZULSKI G.</b> GT3 Poland	Huracán <b>1'37.959</b>	69	<b>BUTKEVICIUS A.</b> RD Signs Racing Team	Huracán <b>1'38.283</b>
7	4	<b>ROSTAN M.</b> Iron Lynx	Huracán <b>1'37.582</b>	77	<b>HERNANDEZ ORTEGA</b> BDR Competition by Grupo Prom	Huracán <b>1'37.683</b>
6	18	<b>DUBELLY E.</b> Boutsen VDS	Huracán <b>1'36.503</b>	90	<b>HARMSSEN H.</b> GT3 Poland	Huracán <b>1'37.038</b>
5	88	<b>BRUNOT J.</b> Leipert Motorsport	Huracán <b>1'36.304</b>	65	<b>KREBS J.</b> Leipert Motorsport	Huracán <b>1'36.315</b>
4	60	<b>ANAPOLI G.</b> VSR	Huracán <b>1'35.590</b>	54	<b>MARTIN C.</b> Brutal Fish Racing Team	Huracán <b>1'36.018</b>
3	8	<b>PRIVITELIO D.</b> Iron Lynx	Huracán <b>1'35.275</b>	21	<b>RINDONE G.</b> Leipert Motorsport	Huracán <b>1'35.477</b>
2	85	<b>MCINTOSH A.</b> Imperiale Racing	Huracán <b>1'35.225</b>	2	<b>KUPPENS R.</b> Boutsen VDS	Huracán <b>1'35.271</b>
1	63	<b>VARUTTI A.</b> Autovitesse	Huracán <b>1'34.187</b>	62	<b>BADAWY I.</b> Lamborghini Roma by DL Racing	Huracán <b>1'34.503</b>