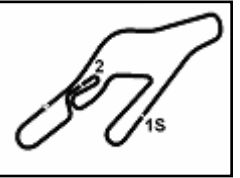




5th Round

5.1**PRO-PROAM****FINAL**

PRO - PRO AM - Results Race 1

Autodromo Vallelunga 4.085 m

Laps 29 = 118,465 km - Avg 137,583 km/h - Race Time 51'39.766

1 / 2

No.	Driver 1 Entrant	Driver 2 Team	Car	Class	Laps	Time	Gap	Rel.	Fastest Lap
1	6 MICHELOTTO Mattia (ITA) VSR	STADSBADER Gilles (BEL) 1'35.983 VSR	Huracán ST EVO 2	PRO	29	51'39.766		5	1'33.441
2	28 BONDUEL Amaury (FRA) BONDUEL AMAURY	BDR Competition by Grupo Prom	Huracán ST EVO 2	PRO	29	51'40.474	0.708	0.708	5 1'34.073
3	9 SÖDERSTRÖM Oliver (SWE) 1'35.270 TARGET RACING	ALI Largim (DNK) Target Racing	Huracán ST EVO 2	PRO	29	51'41.463	1.697	0.989	8 1'34.125
4	50 IANNIELLO Riccardo (ITA) DL CONSULTING	FABI Alessandro (ITA) 1'36.025 Lamborghini Roma by DL Racing	Huracán ST EVO 2	PRO	29	51'49.811	10.045	8.348	8 1'34.411
5	33 EATON Abbie (GBR) 1'35.221 BONALDI MOTORSPORT	ARROW Daan (NLD) Rebelleo by Bonaldi Motorsport	Huracán ST EVO 2	PRO	29	51'51.794	12.028	1.983	25 1'34.774
6	16 LEWANDOWSKI Andrzej (POL) 1'35.890 VSR	SPINELLI Loris (ITA) VSR	Huracán ST EVO 2	PROAM	29	51'53.203	13.437	1.409	24 1'34.168
7P	86 LEITCH Brendon (NZL) LEIPERT MOTORSPORT	Leipert Motorsport	Huracán ST EVO 2	PRO	29	51'54.135	14.369	0.932	5 1'34.447
8	27 TRIBAUDINI Stephane (FRA) TRIBAUDINI STEPHANE	CABIROU Loris (FRA) 1'35.386 CMR	Huracán ST EVO 2	PRO	29	51'54.255	14.489	0.120	7 1'35.196
9P	10 TESTA Rodrigo (PRT) IRON LYNX	DE WILDE Ugo (BEL) 1'34.794 Iron Lynx	Huracán ST EVO 2	PRO	29	51'56.004	16.238	1.749	5 1'34.479
10	61 BALTHASAR Sebastian (DEU) 1'35.230 OREGON TEAM	MORETTI Marzio (ITA) Oregon Team	Huracán ST EVO 2	PRO	29	52'01.135	21.369	5.131	5 1'34.632
11	78 ZONZINI Emanuele (SMR) IRON LYNX	COLOMBINI Emanuel (SMR) 1'37.676 Iron Lynx	Huracán ST EVO 2	PROAM	29	52'01.821	22.055	0.686	4 1'34.425
12	95 PAVERUD Marcus (NOR) VSR	ZANON Ignazio (ITA) 1'36.516 VSR	Huracán ST EVO 2	PROAM	29	52'02.410	22.644	0.589	7 1'35.267
13	44 EBRAHIM Pedro (BRA) OREGON TEAM	PUJEU BEYA Guillem (ESP) 1'35.529 Oregon Team	Huracán ST EVO 2	PRO	29	52'03.609	23.843	1.199	6 1'34.644
14	89 SCHOONDERWOERD Nigel (NLD) 1'37.595 IRON LYNX	BUURMAN Yelmer (NLD) Iron Lynx	Huracán ST EVO 2	PROAM	29	52'03.722	23.956	0.113	5 1'34.911
15P	68 LOCANTO Diego (ITA) 1'37.891 DL CONSULTING	SEGÙ Luca (ITA) Lamborghini Roma by DL Racing	Huracán ST EVO 2	PROAM	29	52'04.001	24.235	0.279	5 1'34.088
16	7 VALKRE Lucas (FRA) 1'37.022 VALKRE LUCAS	LENEUTRE Joran (FRA) Arkadia Racing	Huracán ST EVO 2	PRO	29	52'05.132	25.366	1.131	20 1'34.987
17	14 BETTERA Enrico (ITA) 1'38.290 OREGON TEAM	PEGORARO Lorenzo (ITA) Oregon Team	Huracán ST EVO 2	PROAM	29	52'06.503	26.737	1.371	6 1'35.254
18P	99 WAGNER Yury (LUX) 1'37.131 LEIPERT MOTORSPORT	MATTHIESEN Patrik (DNK) Leipert Motorsport	Huracán ST EVO 2	PRO	29	52'07.024	27.258	0.521	11 1'35.831
19	66 FORMANEK Bronek (CZE) 1'38.099 MICANEK MOTORSPORT ACCR TEAM	BASZ Karol (POL) MicaneK Motorsport ACCR Team	Huracán ST EVO 2	PROAM	29	52'07.676	27.910	0.652	6 1'35.362
20	42 FREYMUTH Sebastian (DEU) AKF MOTORSPORT	AKF Motorsport	Huracán ST EVO 2	PRO	29	52'07.827	28.061	0.151	7 1'35.534
21	92 BLANCHEMAIN Michael (FRA) 1'37.156 SCUDERIA VILLORBA CORSE	PLA Jim (FRA) Scuderia Villorba Corse	Huracán ST EVO 2	PROAM	29	52'08.858	29.092	1.031	15 1'36.937
22	13 MALOIGNE Edgar (FRA) GUERIN STEPHAN	GUERIN Stephan (FRA) 1'37.846 Arkadia Racing	Huracán ST EVO 2	PROAM	29	52'10.597	30.831	1.739	4 1'35.975
23P	51 POLLINI Giacomo (ITA) IMPERIALE SPORT CAR SERVICE	POLLINI Matteo (ITA) 1'37.319 Imperiale Racing	Huracán ST EVO 2	PRO	29	52'11.024	31.258	0.427	11 1'34.598
24	11 BERTO Filippo (ITA) OREGON TEAM	MAINETTI Alessandro (ITA) 1'36.487 Oregon Team	Huracán ST EVO 2	PRO	28	51'40.113	1 Lap	1 Lap	6 1'35.962
25	15 BOLGER Douglas (JPN) TARGET RACING	GREENWOOD Robert (GBR) 1'41.785 Lamborghini Stüttgart by Target Racing	Huracán ST EVO 2	PROAM	28	51'48.809	1 Lap	8.696	9 1'35.327
26	75 ABKHAZAVA Shota (KAZ) 1'37.373 ART LINE	ORUDZHEV Egor (KGZ) ART Line	Huracán ST EVO 2	PROAM	27	51'50.589	2 Laps	1 Lap	21 1'36.410
27	20 VAN DEN BERG Robert (NLD) VAN DEN BERG ROBERT	VAN DEN BERG Benjamin (NLD) 1'37.094 HBR Motorsport	Huracán ST EVO 2	PROAM	26	51'46.733	3 Laps	1 Lap	14 1'36.442
28	81 AU Alex (HKG) 1'37.040 TARGET RACING	SCHANDORFF Frederik (DNK) Target Racing	Huracán ST EVO 2	PROAM	24	41'40.946	5 Laps	2 Laps	16 1'34.507
----- Not Classified -----									
NS	71 RYBA Martin (SVK) BRUTAL FISH RACING TEAM	LIBERATI Edoardo (ITA) Brutal Fish Racing Team	Huracán ST EVO 2	PROAM					

Starting: 29 Classified: 28 Not Classified: 0 Retired: 0 Not Started: 1
 Fastest Lap N. 5 No. 6 Mattia Michelotto Time 1'33.441 Avg. 157,383 Km/h

Humidity:	86%	AIR	13°C
Condition:	DRY	Temp:	14°C

Stewards : Alessandro Tibiletti Alice Scutellà Franco Leoni

Start	End
12/11/2023 10:52	11:45

Powered by FICr Perugia Timing

ROGER DUBUIS**HANKOOK**
driving emotion

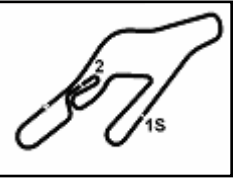


5th Round

5.1

PRO-PROAM

FINAL



PRO - PRO AM - Results Race 1

Autodromo Vallelunga 4.085 m

2 / 2

Penalty and Infringement

11.04	10	Iron Lynx	10 sec time penalty Stewards decision n. 11
11.05	42	AKF Motorsport	Drive Through Penalty Stewards decision n. 12
11.05	66	Micanek Motorsport ACCR Team	Drive Through Penalty for jump start Stewards dec. 13
11.30	68	DL Consulting	Time Penalty 0.993 sec - Incorrect driver change
11.30	86	Leipert Motorsport	Time Penalty 0.549 sec - Incorrect driver change
11.30	99	Leipert Motorsport	Time Penalty 2.718 sec - Incorrect driver change
11.32	20	van den Berg Robert	Drive Through Penalty - Speeding in the Pit Lane Stewards dec. 14
14.47	51	Imperiale Sport Car Service	Time Penalty 10 sec. Stewards decision n. 16

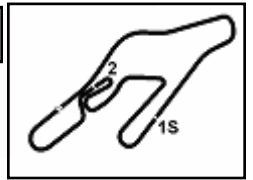
Stewards : Alessandro Tibiletti Alice Scutellà Franco Leoni

Start End
12/11/2023 10:52 11:45

Powered by FICr Perugia Timing

ROGER DUBUIS

 **HANKOOK**
driving emotion

5th Round5.2
PRO-PROAM

PRO - PRO AM - Results by Class Race 1

Autodromo Vallelunga 4.085 m

1 / 2

PRO

Laps 29 = 118,465 km - Avg 137,583 km/h - Race Time 51'39.766

No.	Driver 1 Entrant	Driver 2 Team	Car	Laps	Time	Gap	Rel.	Fastest Lap
1	6 MICHELOTTO Mattia (ITA) VSR	STADSBADER Gilles (BEL) 1'35.983 VSR	Huracán ST EVO 2	29	51'39.766		5	1'33.441
2	28 BONDUDEL Amaury (FRA) BONDUELA MAURY	BDR Competition by Grupo Prom	Huracán ST EVO 2	29	51'40.474	0.708	0.708	5 1'34.073
3	9 SÖDERSTRÖM Oliver (SWE) 1'35.270 TARGET RACING	ALI Largim (DNK) Target Racing	Huracán ST EVO 2	29	51'41.463	1.697	0.989	8 1'34.125
4	50 IANNIELLO Riccardo (ITA) DL CONSULTING	FABI Alessandro (ITA) 1'36.025 Lamborghini Roma by DL Racing	Huracán ST EVO 2	29	51'49.811	10.045	8.348	8 1'34.411
5	33 EATON Abbie (GBR) 1'35.221 BONALDI MOTORSPORT	ARROW Daan (NLD) Rebelleo by Bonaldi Motorsport	Huracán ST EVO 2	29	51'51.794	12.028	1.983	25 1'34.774
6P	86 LEITCH Brendon (NZL) LEIPERT MOTORSPORT	Leipert Motorsport	Huracán ST EVO 2	29	51'54.135	14.369	2.341	5 1'34.447
7	27 TRIBAUDINI Stephane (FRA) TRIBAUDINI STEPHANE	CABIROU Loris (FRA) 1'35.386 CMR	Huracán ST EVO 2	29	51'54.255	14.489	0.120	7 1'35.196
8P	10 TESTA Rodrigo (PRT) IRON LYNX	DE WILDE Ugo (BEL) 1'34.794 Iron Lynx	Huracán ST EVO 2	29	51'56.004	16.238	1.749	5 1'34.479
9	61 BALTHASAR Sebastian (DEU) 1'35.230 OREGON TEAM	MORETTI Marzio (ITA) Oregon Team	Huracán ST EVO 2	29	52'01.135	21.369	5.131	5 1'34.632
10	44 EBRAHIM Pedro (BRA) OREGON TEAM	PUJEU BEYA Guillem (ESP) 1'35.529 Oregon Team	Huracán ST EVO 2	29	52'03.609	23.843	2.474	6 1'34.644
11	7 VALKRE Lucas (FRA) 1'37.022 VALKRE LUCAS	LENEUTRE Joran (FRA) Arkadia Racing	Huracán ST EVO 2	29	52'05.132	25.366	1.523	20 1'34.987
12P	99 WAGNER Yury (LUX) 1'37.131 LEIPERT MOTORSPORT	MATTHIESEN Patrik (DNK) Leipert Motorsport	Huracán ST EVO 2	29	52'07.024	27.258	1.892	11 1'35.831
13	42 FREYMUTH Sebastian (DEU) AKF MOTORSPORT	AKF Motorsport	Huracán ST EVO 2	29	52'07.827	28.061	0.803	7 1'35.534
14P	51 POLLINI Giacomo (ITA) IMPERIALE SPORT CAR SERVICE	POLLINI Matteo (ITA) 1'37.319 Imperiale Racing	Huracán ST EVO 2	29	52'11.024	31.258	3.197	11 1'34.598
15	11 BERTO Filippo (ITA) OREGON TEAM	MAINETTI Alessandro (ITA) 1'36.487 Oregon Team	Huracán ST EVO 2	28	51'40.113	1 Lap	1 Lap	6 1'35.962

Starting: 15 Classified: 15 Not Classified: 0 Retired: 0 Not Started: 0
 Fastest Lap N. 5 No. 6 Mattia Michelotto Time 1'33.441 Avg. 157,383 Km/h

Clerk of the Course : Gianfranco Bonifacio

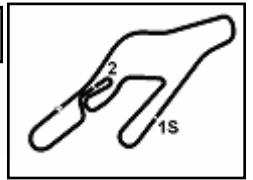
Race Director : Alain Adam

Start End
 12/11/2023 10:52 11:45

Powered by FICr Perugia Timing

ROGER DUBUIS

 driving emotion

5th Round5.2
PRO-PROAM

PRO - PRO AM - Results by Class Race 1

Autodromo Vallelunga 4.085 m

2 / 2

PRO AM

Laps 29 = 118,465 km - Avg 136,989 km/h - Race Time 51'53.203

No.	Driver 1 Entrant	Driver 2 Team	Car	Laps	Time	Gap	Rel.	Fastest Lap
1	16 LEWANDOWSKI Andrzej (POL) 1'35.890 VSR	SPINELLI Loris (ITA) VSR	Huracán ST EVO 2	29	51'53.203		24	1'34.168
2	78 ZONZINI Emanuele (SMR) IRON LYNX	COLOMBINI Emanuel (SMR) 1'37.676 Iron Lynx	Huracán ST EVO 2	29	52'01.821	8.618	8.618	4 1'34.425
3	95 PAVERUD Marcus (NOR) VSR	ZANON Ignazio (ITA) 1'36.516 VSR	Huracán ST EVO 2	29	52'02.410	9.207	0.589	7 1'35.267
4	89 SCHOONDERWOERD Nigel (NLD) 1'37.595 IRON LYNX	BUURMAN Yelmer (NLD) Iron Lynx	Huracán ST EVO 2	29	52'03.722	10.519	1.312	5 1'34.911
5P	68 LOCANTO Diego (ITA) 1'37.891 DL CONSULTING	SEGÙ Luca (ITA) Lamborghini Roma by DL Racing	Huracán ST EVO 2	29	52'04.001	10.798	0.279	5 1'34.088
6	14 BETTERA Enrico (ITA) 1'38.290 OREGON TEAM	PEGORARO Lorenzo (ITA) Oregon Team	Huracán ST EVO 2	29	52'06.503	13.300	2.502	6 1'35.254
7	66 FORMANEK Bronek (CZE) 1'38.099 MICANEK MOTORSPORT ACCR TEAM	BASZ Karol (POL) Micanek Motorsport ACCR Team	Huracán ST EVO 2	29	52'07.676	14.473	1.173	6 1'35.362
8	92 BLANCHEMAIN Michael (FRA) 1'37.156 SCUDERIA VILLORBA CORSE	PLA Jim (FRA) Scuderia Villorba Corse	Huracán ST EVO 2	29	52'08.858	15.655	1.182	15 1'36.937
9	13 MALOIGNE Edgar (FRA) GUERIN STEPHAN	GUERIN Stephan (FRA) 1'37.846 Arkadia Racing	Huracán ST EVO 2	29	52'10.597	17.394	1.739	4 1'35.975
10	15 BOLGER Douglas (JPN) TARGET RACING	GREENWOOD Robert (GBR) 1'41.785 Lamborghini Stüttgart by Target Racing	Huracán ST EVO 2	28	51'48.809	1 Lap	1 Lap	9 1'35.327
11	75 ABKHAZAVA Shota (KAZ) 1'37.373 ART LINE	ORUDZHEV Egor (KGZ) ART Line	Huracán ST EVO 2	27	51'50.589	2 Laps	1 Lap	21 1'36.410
12	20 VAN DEN BERG Robert (NLD) VAN DEN BERG ROBERT	VAN DEN BERG Benjamin (NLD) 1'37.094 HBR Motorsport	Huracán ST EVO 2	26	51'46.733	3 Laps	1 Lap	14 1'36.442
13	81 AU Alex (HKG) 1'37.040 TARGET RACING	SCHANDORFF Frederik (DNK) Target Racing	Huracán ST EVO 2	24	41'40.946	5 Laps	2 Laps	16 1'34.507
----- Not Classified -----								
NS	71 RYBA Martin (SVK) BRUTAL FISH RACING TEAM	LIBERATI Edoardo (ITA) Brutal Fish Racing Team	Huracán ST EVO 2					

Starting: 14 Classified: 13 Not Classified: 0 Retired: 0 Not Started: 1

Fastest Lap N. 5 No. 68 Luca Segù Time 1'34.088 Avg. 156,300 Km/h

Humidity:	86%	AIR	13°C
Condition:	DRY	Temp:	14°C

Clerk of the Course : Gianfranco Bonifacio

Race Director : Alain Adam

Start	End
12/11/2023 10:52	11:45

Powered by FICr Perugia Timing

ROGER DUBUIS

 HANKOOK

 driving emotion



PRO - PRO AM - Best Sectors and Speed Race 1

Autodromo Vallelunga 4.085 m

RESULTS

1	6 STADSBADER Gilles	Huracán ST EVO 2	Laps 29
2	28 BONDUEL Amaury	Huracán ST EVO 2	0.708
3	9 SÖDERSTRÖM Oliver	Huracán ST EVO 2	1.697
4	50 FABI Alessandro	Huracán ST EVO 2	10.045
5	33 ARROW Daan	Huracán ST EVO 2	12.028
6	16 SPINELLI Loris	Huracán ST EVO 2	13.437
7	86 LEITCH Brendon	Huracán ST EVO 2	14.369
8	27 CABIROU Loris	Huracán ST EVO 2	14.489
9	10 DE WILDE Ugo	Huracán ST EVO 2	16.238
10	61 BALTHASAR Sebastian	Huracán ST EVO 2	21.369
11	78 COLOMBINI Emanuel	Huracán ST EVO 2	22.055
12	95 ZANON Ignazio	Huracán ST EVO 2	22.644
13	44 PUJEU BEYA Guillem	Huracán ST EVO 2	23.843
14	89 SCHOONDERWOERD Nigel	Huracán ST EVO 2	23.956
15	68 LOCANTO Diego	Huracán ST EVO 2	24.235
16	7 LENEUTRE Joran	Huracán ST EVO 2	25.366
17	14 BETTERA Enrico	Huracán ST EVO 2	26.737
18	99 WAGNER Yury	Huracán ST EVO 2	27.258
19	66 FORMANEK Bronek	Huracán ST EVO 2	27.910
20	42 FREYMUTH Sebastian	Huracán ST EVO 2	28.061
21	92 PLA Jim	Huracán ST EVO 2	29.092
22	13 GUERIN Stephan	Huracán ST EVO 2	30.831
23	51 POLLINI Matteo	Huracán ST EVO 2	31.258
24	11 MAINETTI Alessandro	Huracán ST EVO 2	1 Lap
25	15 GREENWOOD Robert	Huracán ST EVO 2	1 Lap
26	75 ORUDZHEV Egor	Huracán ST EVO 2	2 Laps
27	20 VAN DEN BERG Benjamin	Huracán ST EVO 2	3 Laps
28	81 SCHANDORFF Frederik	Huracán ST EVO 2	5 Laps
NS	71 LIBERATI Edoardo	Huracán ST EVO 2	

SPEED

1	33 ARROW Daan	Huracán ST EVO 2	250.0
2	50 FABI Alessandro	Huracán ST EVO 2	250.0
3	15 GREENWOOD Robert	Huracán ST EVO 2	250.0
4	99 WAGNER Yury	Huracán ST EVO 2	248.8
5	9 SÖDERSTRÖM Oliver	Huracán ST EVO 2	248.3
6	66 FORMANEK Bronek	Huracán ST EVO 2	247.7
7	81 SCHANDORFF Frederik	Huracán ST EVO 2	247.7
8	51 POLLINI Matteo	Huracán ST EVO 2	247.1
9	78 COLOMBINI Emanuel	Huracán ST EVO 2	246.6
10	86 LEITCH Brendon	Huracán ST EVO 2	246.0
11	28 BONDUEL Amaury	Huracán ST EVO 2	245.5
12	7 LENEUTRE Joran	Huracán ST EVO 2	245.5
13	11 MAINETTI Alessandro	Huracán ST EVO 2	245.5
14	13 GUERIN Stephan	Huracán ST EVO 2	244.9
15	16 SPINELLI Loris	Huracán ST EVO 2	244.9
16	92 PLA Jim	Huracán ST EVO 2	244.9
17	6 STADSBADER Gilles	Huracán ST EVO 2	244.9
18	20 VAN DEN BERG Benjamin	Huracán ST EVO 2	244.3
19	27 CABIROU Loris	Huracán ST EVO 2	244.3
20	89 SCHOONDERWOERD Nigel	Huracán ST EVO 2	244.3
21	95 ZANON Ignazio	Huracán ST EVO 2	244.3
22	10 DE WILDE Ugo	Huracán ST EVO 2	243.8
23	44 PUJEU BEYA Guillem	Huracán ST EVO 2	243.8
24	61 BALTHASAR Sebastian	Huracán ST EVO 2	243.8
25	42 FREYMUTH Sebastian	Huracán ST EVO 2	243.2
26	68 LOCANTO Diego	Huracán ST EVO 2	243.2
27	75 ORUDZHEV Egor	Huracán ST EVO 2	242.7
28	14 BETTERA Enrico	Huracán ST EVO 2	242.7

SEG. 1

1	81 SCHANDORFF Frederik	28.988
2	16 SPINELLI Loris	28.999
3	6 STADSBADER Gilles	29.054
4	28 BONDUEL Amaury	29.064
5	86 LEITCH Brendon	29.111
6	9 SÖDERSTRÖM Oliver	29.121
7	78 COLOMBINI Emanuel	29.123
8	7 LENEUTRE Joran	29.129
9	33 ARROW Daan	29.151
10	68 LOCANTO Diego	29.189
11	95 ZANON Ignazio	29.198
12	50 FABI Alessandro	29.218
13	15 GREENWOOD Robert	29.240
14	51 POLLINI Matteo	29.242
15	61 BALTHASAR Sebastian	29.270
16	10 DE WILDE Ugo	29.286
17	44 PUJEU BEYA Guillem	29.299
18	27 CABIROU Loris	29.326
19	66 FORMANEK Bronek	29.429
20	89 SCHOONDERWOERD	29.438
21	99 WAGNER Yury	29.447
22	75 ORUDZHEV Egor	29.496
23	14 BETTERA Enrico	29.521
24	42 FREYMUTH Sebastian	29.625
25	11 MAINETTI Alessandro	29.722
26	13 GUERIN Stephan	29.751
27	92 PLA Jim	29.942
28	20 VAN DEN BERG Benjam	29.974

SEG. 2

1	6 STADSBADER Gilles	43.862
2	16 SPINELLI Loris	43.927
3	68 LOCANTO Diego	44.018
4	9 SÖDERSTRÖM Oliver	44.082
5	28 BONDUEL Amaury	44.123
6	51 POLLINI Matteo	44.156
7	78 COLOMBINI Emanuel	44.205
8	50 FABI Alessandro	44.228
9	86 LEITCH Brendon	44.228
10	10 DE WILDE Ugo	44.241
11	44 PUJEU BEYA Guillem	44.269
12	61 BALTHASAR Sebastian	44.336
13	89 SCHOONDERWOERD	44.354
14	81 SCHANDORFF Frederik	44.406
15	33 ARROW Daan	44.458
16	14 BETTERA Enrico	44.477
17	27 CABIROU Loris	44.572
18	66 FORMANEK Bronek	44.576
19	42 FREYMUTH Sebastian	44.624
20	15 GREENWOOD Robert	44.673
21	11 MAINETTI Alessandro	44.683
22	13 GUERIN Stephan	44.709
23	7 LENEUTRE Joran	44.734
24	95 ZANON Ignazio	44.895
25	99 WAGNER Yury	45.001
26	20 VAN DEN BERG Benjam	45.259
27	92 PLA Jim	45.429
28	75 ORUDZHEV Egor	45.435

SEG. 3

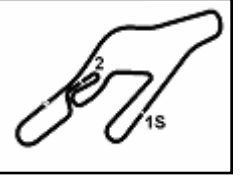
1	6 STADSBADER Gilles	20.491
2	9 SÖDERSTRÖM Oliver	20.671
3	28 BONDUEL Amaury	20.701
4	51 POLLINI Matteo	20.750
5	50 FABI Alessandro	20.780
6	10 DE WILDE Ugo	20.786
7	61 BALTHASAR Sebastian	20.790
8	16 SPINELLI Loris	20.806
9	86 LEITCH Brendon	20.815
10	81 SCHANDORFF Frederik	20.850
11	95 ZANON Ignazio	20.857
12	68 LOCANTO Diego	20.864
13	78 COLOMBINI Emanuel	20.908
14	44 PUJEU BEYA Guillem	20.945
15	33 ARROW Daan	20.967
16	7 LENEUTRE Joran	20.981
17	89 SCHOONDERWOERD	21.002
18	15 GREENWOOD Robert	21.008
19	27 CABIROU Loris	21.009
20	11 MAINETTI Alessandro	21.019
21	14 BETTERA Enrico	21.031
22	66 FORMANEK Bronek	21.037
23	42 FREYMUTH Sebastian	21.081
24	99 WAGNER Yury	21.153
25	92 PLA Jim	21.156
26	20 VAN DEN BERG Benjam	21.158
27	13 GUERIN Stephan	21.177
28	75 ORUDZHEV Egor	21.188



5th Round

5.4

PRO-PROAM



PRO - PRO AM - Lap Chart Race 1

Autodromo Vallelunga 4.085 m

	Lap																													
	1	2	3	4	5	6	7	8	9	10	11	12	13	14	15	16	17	18	19	20	21	22	23	24	25	26	27	28	29	
1	6	6	6	6	6	6	6	6	6	6	6	6	6	6	6	6	6	6	6	6	6	6	6	6	6	6	6	6	6	
2	28	28	28	28	28	28	28	28	28	28	28	28	28	9	78	78	78	28	28	28	28	28	28	28	28	28	28	28	28	28
3	78	78	78	78	78	78	78	78	78	9	9	9	9	78	50	68	28	9	9	9	9	9	9	9	9	9	9	9	9	
4	10	10	10	10	10	50	9	9	9	78	78	78	78	50	68	89	9	78	10	10	10	10	10	10	10	10	10	10	10	
5	61	50	50	50	50	9	50	50	50	50	50	50	50	68	51	66	68	50	50	50	50	50	50	50	50	50	50	50	50	
6	86	9	9	9	9	10	10	10	10	10	10	68	68	51	89	28	50	10	78	78	78	78	33	33	33	33	33	33	33	
7	51	51	68	68	68	68	68	68	68	68	68	51	51	89	15	50	10	68	68	68	33	33	33	78	16	16	16	16	16	
8	68	68	44	44	44	44	44	44	44	44	44	51	89	89	15	95	9	89	51	33	33	68	68	16	16	78	86	86	86	
9	50	44	51	51	51	51	51	51	51	51	51	44	15	15	95	14	10	51	33	51	51	16	86	86	86	78	27	27	27	
10	9	89	89	89	89	89	89	89	89	89	89	89	95	14	66	51	44	44	44	44	44	86	68	51	27	27	51	51	51	
11	89	66	66	66	86	66	66	66	66	66	15	14	14	99	13	15	33	27	27	27	16	51	51	27	44	44	61	61	61	
12	13	15	15	86	66	15	15	15	15	15	95	27	61	20	9	44	27	89	86	86	86	44	44	44	51	51	78	78	78	
13	15	95	86	15	15	95	95	95	95	95	14	61	99	66	28	95	95	86	16	16	27	27	27	68	68	61	95	95	95	
14	44	86	95	95	95	14	14	14	14	14	14	27	99	20	13	10	14	86	16	89	89	89	89	95	61	95	68	68	68	
15	66	13	13	13	14	27	27	27	27	27	33	11	66	42	44	27	16	95	95	95	95	95	89	61	95	68	44	44	44	
16	95	14	14	14	27	42	42	42	33	33	61	20	13	28	27	33	14	14	11	11	61	61	61	89	89	89	89	89		
17	11	27	27	27	42	11	33	33	42	61	86	66	42	10	33	86	11	11	14	61	11	81	81	81	99	99	99	99	99	
18	14	42	42	42	11	33	11	11	61	86	99	13	10	44	99	16	99	61	61	81	81	99	99	99	7	7	7	7	7	
19	99	11	11	11	33	86	86	86	86	99	11	42	44	27	86	11	61	99	99	99	99	7	7	7	14	14	14	14	14	
20	42	99	99	99	99	99	99	61	99	11	16	10	27	33	16	99	81	81	81	14	14	14	14	14	66	66	66	66	66	
21	27	33	33	33	16	16	61	99	11	16	92	44	33	86	11	61	66	7	7	7	7	66	66	66	92	42	42	42	42	
22	16	16	16	16	61	61	16	16	16	92	20	33	11	11	61	81	15	15	66	66	66	92	92	92	42	92	92	92	92	
23	33	92	92	61	92	92	92	92	20	66	86	86	16	20	7	7	66	20	92	92	42	42	42	13	13	13	13	13		
24	20	75	61	92	75	75	20	20	75	75	16	16	61	81	92	92	92	92	42	42	13	13	13	11	11	11	11	11		
25	7	61	75	75	20	20	20	75	75	7	7	92	92	81	92	20	20	20	15	15	13	11	11	11	15	15	15	15		
26	92	20	20	20	81	81	81	81	7	81	81	81	81	92	7	13	13	13	42	13	15	15	15	15	75	75	75			
27	75	81	81	81	7	7	7	7	81	13	13	7	7	42	42	42	42	42	13	75	75	75	75	20	20					
28	81	7	7	7	13	13	13	13	42	42	75	75	75	75	75	75	75	75	75	20	20	20	20	20						

Final Result		
1	6 VSR	Laps 29
2	28 BONDUEL AMAURY	0.708
3	9 TARGET RACING	1.697
4	50 DL CONSULTING	10.045
5	33 BONALDI MOTORSP	12.028
6	16 VSR	13.437
7	86 LEIPERT MOTORSP	14.369
8	27 TRIBAUDINI STEPHA	14.489
9	10 IRON LYNX (P)	16.238
10	61 OREGON TEAM	21.369
11	78 IRON LYNX	22.055
12	95 VSR	22.644
13	44 OREGON TEAM	23.843
14	89 IRON LYNX	23.956
15	68 DL CONSULTING (P)	24.235
16	7 VALKRE LUCAS	25.366
17	14 OREGON TEAM	26.737
18	99 LEIPERT MOTORSP	27.258
19	66 MICANEK MOTORSP	27.910
20	42 AKF MOTORSPORT	28.061
21	92 SCUADERIA VILLORBA	29.092
22	13 GUERIN STEPHAN	30.831
23	51 IMPERIALE SPORT C	31.258
24	11 OREGON TEAM	1 Lap
25	15 TARGET RACING	1 Lap
26	75 ART LINE	2 Laps
27	20 VAN DEN BERG ROB	3 Laps
28	81 TARGET RACING	5 Laps
NS	71 BRUTAL FISH RACIN	

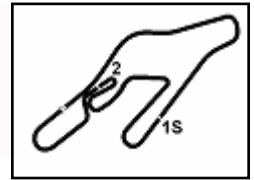
Powered by FICr Perugia Timing

ROGER DUBUIS





5th Round

5.5**PRO-PROAM**

PRO - PRO AM - Chronological Analysis Race 1

Autodromo Vallelunga 4.085 m

Start at 10:52'08.292

1 / 8

6 VSR (1'33.441)						
Lap	Seg.1	Seg.2	Seg.3	Lap Time	km/h	Local Time
Mattia Michelotto						
1		1'26.982	53.306	3'04.816	133,8	10:55'13.108
2	30.929	44.419	20.717	1'36.065	242,7	10:56'49.173
3	29.237	43.983	20.491	1'33.711	243,8	10:58'22.884
4	29.113	43.862	20.509	1'33.484	244,3	10:59'56.368
5	29.061	43.887	20.493	1'33.441	243,8	11:01'29.809
6	29.064	43.992	20.550	1'33.606	244,3	11:03'03.415
7	29.094	43.970	20.675	1'33.739	244,9	11:04'37.154
8	29.054	44.103	20.600	1'33.757	244,9	11:06'10.911
9	29.084	44.065	20.678	1'33.827	244,9	11:07'44.738
10	29.154	44.255	20.728	1'34.137	244,9	11:09'18.875
11	29.176	44.356	20.686	1'34.218	244,9	11:10'53.093
12	29.232	44.435	20.715	1'34.382	244,3	11:12'27.475
13	29.207	44.428	20.741	1'34.376	244,9	11:14'01.851
14	29.098	44.422	20.659	1'34.179	244,9	11:15'36.030
15	29.192	44.445	20.755	1'34.392	244,3	11:17'10.422
16	29.243	44.545	20.785	1'34.573	244,9	11:18'44.995
17	29.101	44.465	20.765	1'34.331	244,9	11:20'19.326
Gilles Stadsbader						
18	29.182	44.609	1'43.379	2'57.170P	244,3	11:23'16.496
19	34.322	45.269	21.229	1'40.820P	242,2	11:24'57.316
20	29.932	45.133	21.223	1'36.288	243,2	11:26'33.604
21	29.760	44.970	21.308	1'36.038	243,8	11:28'09.642
22	29.667	45.095	21.221	1'35.983	244,9	11:29'45.625
23	29.735	45.241	21.506	1'36.482	243,2	11:31'22.107
24	29.957	45.374	21.073	1'36.404	243,2	11:32'58.511
25	29.543	45.168	21.275	1'35.986	243,8	11:34'34.497
26	29.671	45.883	21.217	1'36.771	244,3	11:36'11.268
27	30.722	1'01.872	22.377	1'54.971	198,2	11:38'06.239
28	35.392	1'15.350	48.865	2'39.607	190,5	11:40'45.846
29	1'12.810	1'21.296	28.106	3'02.212	87,7	11:43'48.058
Race Time 51'39.766						

7 Valkre Lucas (1'34.987)						
Lap	Seg.1	Seg.2	Seg.3	Lap Time	km/h	Local Time
Lucas Valkre						
1		1'09.781	44.387	3'07.930	85,0	10:55'16.222
2	34.967	49.775	22.165	1'46.907	238,9	10:57'03.129
3	31.285	45.839	21.726	1'38.850	236,8	10:58'41.979
4	30.376	45.695	21.440	1'37.511	242,2	11:00'19.490
5	30.267	45.764	21.295	1'37.326	242,7	11:01'56.816
6	30.018	45.786	21.428	1'37.232	242,2	11:03'34.048
7	30.438	45.865	21.467	1'37.770	241,1	11:05'11.818
8	30.470	46.316	21.649	1'38.435	238,4	11:06'50.253
9	30.649	45.526	21.600	1'37.775	241,6	11:08'28.028
10	30.196	45.441	21.385	1'37.022	242,7	11:10'05.050
11	30.198	45.577	21.456	1'37.231	243,2	11:11'42.281
Joran Leneutre						
12	30.468	46.175	1'47.260	3'03.903P	240,5	11:14'46.184
13	33.978	45.142	21.103	1'40.223P	245,5	11:16'26.407
14	29.457	44.887	21.036	1'35.380	242,2	11:18'01.787
15	29.258	44.734	21.666	1'35.658	240,5	11:19'37.445
16	29.561	46.002	21.466	1'37.029	242,2	11:21'14.474
17	29.451	45.431	21.081	1'35.963	244,9	11:22'50.437
18	29.482	46.317	21.449	1'37.248	244,3	11:24'27.685
19	29.489	45.039	21.127	1'35.655	244,3	11:26'03.340
20	29.129	44.877	20.981	1'34.987	244,9	11:27'38.327
21	29.281	45.007	21.039	1'35.327	243,2	11:29'13.654
22	29.685	44.978	21.426	1'36.089	239,5	11:30'49.743
23	29.374	45.499	21.207	1'36.080	239,5	11:32'25.823

24	29.384	45.146	21.134	1'35.664	242,2	11:34'01.487
25	29.341	45.743	21.197	1'36.281	244,3	11:35'37.768
26	29.467	46.211	21.821	1'37.499	242,7	11:37'15.267
27	30.590	49.883	21.998	1'42.471	237,9	11:38'57.738
28	33.682	56.618	38.763	2'09.063	166,2	11:41'06.801
29	1'14.920	1'20.880	30.823	3'06.623	48,9	11:44'13.424
Race Time 52'05.132						

9 Target Racing (1'34.125)						
Lap	Seg.1	Seg.2	Seg.3	Lap Time	km/h	Local Time
Largim Ali						
1		1'21.564	51.140	3'06.076	110,9	10:55'14.368
2	32.152	45.384	21.042	1'38.578	245,5	10:56'52.946
3	29.611	45.104	20.671	1'35.386	242,7	10:58'28.332
4	29.216	44.225	20.701	1'34.142	243,8	11:00'02.474
5	29.348	44.322	20.751	1'34.421	248,3	11:01'36.895
6	29.378	44.405	21.009	1'34.792	242,7	11:03'11.687
7	29.413	44.082	20.801	1'34.296	244,3	11:04'45.983
8	29.130	44.249	20.746	1'34.125	244,3	11:06'20.108
9	29.268	44.161	20.727	1'34.156	244,3	11:07'54.264
10	29.330	44.164	20.958	1'34.452	243,8	11:09'28.716
11	29.267	44.284	20.992	1'34.543	243,8	11:11'03.259
12	29.288	44.616	20.857	1'34.761	243,2	11:12'38.020
13	29.121	44.562	20.908	1'34.591	244,9	11:14'12.611
14	29.148	44.827	20.944	1'34.919	244,3	11:15'47.530
15	29.303	44.551	1'43.811	2'57.665P	244,3	11:18'45.195
Oliver Söderström						
16	33.431	45.992	21.107	1'40.530P	242,7	11:20'25.725
17	29.467	45.049	21.083	1'35.599	243,2	11:22'01.324
18	29.285	45.109	21.076	1'35.470	244,9	11:23'36.794
19	29.223	44.975	21.140	1'35.338	244,3	11:25'12.132
20	29.238	44.882	21.150	1'35.270	244,3	11:26'47.402
21	29.223	45.091	21.018	1'35.332	243,8	11:28'22.734
22	29.355	45.187	21.081	1'35.623	243,8	11:29'58.357
23	29.213	45.150	21.081	1'35.444	243,8	11:31'33.801
24	29.338	45.043	20.999	1'35.380	243,2	11:33'09.181
25	29.236	45.052	21.088	1'35.376	243,8	11:34'44.557
26	29.311	45.449	21.048	1'35.808	243,2	11:36'20.365
27	40.553	48.573	22.451	1'51.577	205,7	11:38'11.942
28	33.066	1'14.440	48.611	2'36.117	189,5	11:40'48.059
29	1'13.487	1'21.249	26.960	3'01.696	88,5	11:43'49.755
Race Time 51'41.463						

10 Iron Lynx (1'34.479)						
Lap	Seg.1	Seg.2	Seg.3	Lap Time	km/h	Local Time
Rodrigo Testa						
1		1'25.127	52.916	3'05.210	144,0	10:55'13.502
2	31.829	45.559	21.079	1'38.467	243,8	10:56'51.969
3	29.668	44.400	20.849	1'34.917	241,1	10:58'26.886
4	29.438	44.404	20.837	1'34.679	242,7	11:00'01.565
5	29.340	44.241	20.898	1'34.479	243,2	11:01'36.044
6	29.496	45.407	21.155	1'36.058	242,2	11:03'12.102
7	29.899	44.696	20.938	1'35.533	242,7	11:04'47.635
8	29.552	44.530	21.138	1'35.220	242,2	11:06'22.855
9	29.518	44.477	20.786	1'34.781	242,2	11:07'57.636
10	29.473	44.529	20.962	1'34.964	242,7	11:09'32.600
11	29.370	44.644	20.924	1'34.938	242,7	11:11'07.538
12	29.286	44.677	1'43.085	2'57.048P	242,7	11:14'04.586
Ugo De Wilde						
13	34.171	44.816	21.017	1'40.004P	240,0	11:15'44.590
14	29.660	44.600	20.913	1'35.173	242,2	11:17'19.763
15	29.612	44.319	21.437	1'35.368	242,2	11:18'55.131
16	29.704	44.556	20.991	1'35.251	241,6	11:20'30.382

12/11/2023

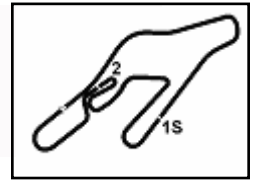
P = Pits In/Out - C = Lap Time Cancelled

Powered by FICr Perugia Timing

ROGER DUBUIS**HANKOOK**
driving emotion



5th Round

5.5**PRO-PROAM**

PRO - PRO AM - Chronological Analysis Race 1

Autodromo Vallelunga 4.085 m

Start at 10:52'08.292

2 / 8

17	29.714	44.673	21.034	1'35.421	242,7	11:22'05.803	12	30.065	45.662	21.727	1'37.454	243,8	11:13'22.292
18	29.740	44.874	21.207	1'35.821	243,2	11:23'41.624	13	30.229	45.385	21.700	1'37.314	243,8	11:14'59.606
19	30.080	45.674	21.073	1'36.827	242,2	11:25'18.451	14	30.182	46.015	21.508	1'37.705	244,9	11:16'37.311
20	29.561	44.608	20.889	1'35.058	242,2	11:26'53.509	15	30.466	45.333	21.875	1'37.674	242,7	11:18'14.985
21	29.539	44.685	20.927	1'35.151	242,2	11:28'28.660	Stephan Guerin						
22	29.572	44.665	20.936	1'35.173	242,2	11:30'03.833	16	30.308	45.113	1'45.981	3'01.402P	243,2	11:21'16.387
23	29.421	44.484	20.889	1'34.794	242,2	11:31'38.627	17	34.918	46.688	22.225	1'43.831P	239,5	11:23'00.218
24	29.457	44.680	20.882	1'35.019	242,2	11:33'13.646	18	30.740	46.387	21.741	1'38.868	240,5	11:24'39.086
25	29.379	44.822	20.931	1'35.132	242,7	11:34'48.778	19	30.240	47.287	22.314	1'39.841	241,6	11:26'18.927
26	29.645	45.155	20.929	1'35.729	241,6	11:36'24.507	20	30.339	46.013	21.781	1'38.133	243,2	11:27'57.060
27	38.228	47.821	21.741	1'47.790	212,2	11:38'12.297	21	31.196	46.140	21.728	1'39.064	240,0	11:29'36.124
28	33.088	1'14.920	48.626	2'36.634	204,9	11:40'48.931	22	30.417	45.998	21.718	1'38.133	241,1	11:31'14.257
29	1'13.361	1'21.435	30.569	3'05.365	83,9	11:43'54.296	23	30.461	45.929	21.646	1'38.036	242,2	11:32'52.293
Race Time 51'46.004 + 10.000Pen							24	30.216	45.976	21.654	1'37.846	241,6	11:34'30.139
							25	30.718	46.683	21.866	1'39.267	242,7	11:36'09.406
							26	31.152	53.356	22.600	1'47.108	209,3	11:37'56.514
							27	31.118	48.551	22.536	1'42.205	241,6	11:39'38.719
							28	31.307	47.384	22.266	1'40.957	242,2	11:41'19.676
							29	1'11.952	1'17.296	29.965	2'59.213	49,2	11:44'18.889
							Race Time 52'10.597						

11 Oregon Team (1'35.962)

Lap	Seg.1	Seg.2	Seg.3	Lap Time	km/h	Local Time
-----	-------	-------	-------	----------	------	------------

Filippo Berto

1		1'14.296	47.854	3'07.075	101,3	10:55'15.367
2	32.845	49.095	21.826	1'43.766	242,2	10:56'59.133
3	30.342	45.543	21.646	1'37.531	243,2	10:58'36.664
4	30.031	44.843	21.138	1'36.012	243,2	11:00'12.676
5	29.999	44.985	21.149	1'36.133	242,2	11:01'48.809
6	30.070	44.683	21.209	1'35.962	243,8	11:03'24.771
7	29.791	46.064	21.110	1'36.965	243,8	11:05'01.736
8	29.722	45.433	21.649	1'36.804	243,8	11:06'38.540
9	30.873	45.957	21.220	1'38.050	245,5	11:08'16.590
10	29.787	45.029	21.377	1'36.193	243,8	11:09'52.783
11	29.939	44.949	21.124	1'36.012	243,2	11:11'28.795
12	29.880	44.941	21.163	1'35.984	243,8	11:13'04.779
13	29.913	44.961	1'41.447	2'56.321P	243,8	11:16'01.100

Alessandro Mainetti

14	35.008	45.432	21.180	1'41.620P	240,0	11:17'42.720
15	30.191	45.110	21.186	1'36.487	241,6	11:19'19.207
16	30.022	46.015	21.019	1'37.056	241,6	11:20'56.263
17	30.120	44.975	21.749	1'36.844	241,6	11:22'33.107
18	29.980	45.141	21.888	1'37.009	242,7	11:24'10.116
19	29.951	45.744	21.296	1'36.991	243,8	11:25'47.107
20	30.390	45.246	21.379	1'37.015	242,2	11:27'24.122
21	30.312	46.392	21.395	1'38.099	242,2	11:29'02.221
22	1'08.696	47.920	21.698	2'18.314	214,3	11:31'20.535
23	30.136	45.369	21.135	1'36.640	241,6	11:32'57.175
24	29.896	45.536	21.154	1'36.586	241,6	11:34'33.761
25	29.910	46.944	21.288	1'38.142	242,7	11:36'11.903
26	30.922	1'01.616	22.784	1'55.322	175,6	11:38'07.225
27	35.076	1'15.204	48.760	2'39.040	182,4	11:40'46.265
28	1'12.957	1'21.164	28.019	3'02.140	92,4	11:43'48.405
Race Time 51'40.113						

13 Guerin Stephan (1'35.975)

Lap	Seg.1	Seg.2	Seg.3	Lap Time	km/h	Local Time
-----	-------	-------	-------	----------	------	------------

Edgar Maloigne

1		1'19.107	49.348	3'06.465	120,4	10:55'14.757
2	32.896	47.632	22.276	1'42.804	237,4	10:56'57.561
3	30.179	45.350	21.360	1'36.889	244,3	10:58'34.450
4	29.751	45.047	21.177	1'35.975	244,3	11:00'10.425
5	48.132	45.499	21.273	1'54.904	235,3	11:02'05.329
6	30.340	44.850	21.197	1'36.387	243,2	11:03'41.716
7	30.269	44.709	21.483	1'36.461	243,8	11:05'18.177
8	30.044	45.044	21.514	1'36.602	244,3	11:06'54.779
9	30.125	44.886	21.314	1'36.325	243,2	11:08'31.104
10	30.256	45.122	21.336	1'36.714	242,7	11:10'07.818
11	30.302	45.244	21.474	1'37.020	242,7	11:11'44.838

14 Oregon Team (1'35.254)

Lap	Seg.1	Seg.2	Seg.3	Lap Time	km/h	Local Time
-----	-------	-------	-------	----------	------	------------

Lorenzo Pegoraro

1		1'15.326	48.015	3'07.146	122,6	10:55'15.438
2	32.647	47.986	21.986	1'42.619	240,5	10:56'58.057
3	30.226	45.463	21.031	1'36.720	240,5	10:58'34.777
4	29.993	44.993	21.141	1'36.127	240,5	11:00'10.904
5	29.998	44.800	21.151	1'35.949	240,5	11:01'46.853
6	29.720	44.477	21.057	1'35.254	242,2	11:03'22.107
7	29.591	44.765	21.076	1'35.432	242,7	11:04'57.539
8	29.578	44.745	21.177	1'35.500	241,1	11:06'33.039
9	29.751	44.752	21.160	1'35.663	241,6	11:08'08.702
10	29.800	44.788	21.289	1'35.877	241,1	11:09'44.579
11	29.796	44.922	21.300	1'36.018	242,2	11:11'20.597
12	29.661	44.897	21.274	1'35.832	241,6	11:12'56.429
13	29.521	45.184	21.076	1'35.781	242,7	11:14'32.210
14	30.004	45.199	21.446	1'36.649	242,2	11:16'08.859
15	29.851	45.629	21.471	1'36.951	241,6	11:17'45.810

Enrico Bettera

16	29.941	45.128	1'42.710	2'57.779P	241,1	11:20'43.589
17	35.958	48.310	22.308	1'46.576P	234,3	11:22'30.165
18	30.655	46.413	21.943	1'39.011	238,9	11:24'09.176
19	30.333	47.372	22.174	1'39.879	238,4	11:25'49.055
20	31.528	48.666	22.156	1'42.350	240,0	11:27'31.405
21	30.621	46.181	22.202	1'39.004	239,5	11:29'10.409
22	30.766	46.073	23.287	1'40.126	235,8	11:30'50.535
23	30.564	46.234	21.880	1'38.678	238,4	11:32'29.213
24	30.331	45.908	22.051	1'38.290	238,4	11:34'07.503
25	30.432	46.152	21.944	1'38.528	238,4	11:35'46.031
26	30.247	46.758	22.528	1'39.533	237,4	11:37'25.564
27	36.123	50.888	22.447	1'49.458	74,7	11:39'15.022
28	31.380	47.779	35.908	1'55.067	238,4	11:41'10.089
29	1'13.799	1'20.309	30.598	3'04.706	48,2	11:44'14.795
Race Time 52'06.503						

15 Target Racing (1'35.327)

Lap	Seg.1	Seg.2	Seg.3	Lap Time	km/h	Local Time
-----	-------	-------	-------	----------	------	------------

Douglas Bolger

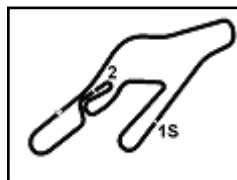
1		1'20.780	50.804	3'06.514	135,2	10:55'14.806
2	32.545	47.376	21.749	1'41.670	242,2	10:56'56.476
3	29.499	45.331	21.268	1'36.098	245,5	10:58'32.574
4	30.214	45.544	21.082	1'36.840	242,2	11:00'09.414

12/11/2023

P = Pits In/Out - C = Lap Time Cancelled

Powered by FICr Perugia Timing

ROGER DUBUIS**HANKOOK**
driving emotion



PRO - PRO AM - Chronological Analysis Race 1

Autodromo Vallelunga 4.085 m

Start at 10:52'08.292

3 / 8

Lap	Seg.1	Seg.2	Seg.3	Lap Time	km/h	Local Time
20 van den Berg Robert (1'36.442)						
Robert van den Berg						
1		1'08.892	44.353	3'07.806	89,6	10:55'16.098
2	34.557	49.477	22.265	1'46.299	237,9	10:57'02.397
3	30.585	45.955	21.443	1'37.983	241,6	10:58'40.380
4	30.806	45.487	21.635	1'37.928	238,9	11:00'18.308
5	30.272	45.534	21.445	1'37.251	242,7	11:01'55.559
6	30.490	45.563	21.692	1'37.745	241,6	11:03'33.304
7	30.289	45.350	21.539	1'37.178	242,7	11:05'10.482
8	30.909	45.361	21.800	1'38.070	242,7	11:06'48.552
9	30.319	45.284	21.307	1'36.910	241,6	11:08'25.462
10	30.216	45.259	21.340	1'36.815	243,2	11:10'02.277
11	30.145	45.396	21.366	1'36.907	242,7	11:11'39.184
12	30.395	45.796	21.495	1'37.686	241,6	11:13'16.870
13	30.138	45.877	21.347	1'37.362	242,2	11:14'54.232
14	29.974	45.310	21.158	1'36.442	243,8	11:16'30.674
Benjamin van den Berg						
15	30.013	45.444	1'45.491	3'00.948P	244,3	11:19'31.622
16	34.769	47.064	21.956	1'43.789P	240,0	11:21'15.411
17	30.526	46.158	21.524	1'38.208	242,2	11:22'53.619
18	30.045	45.551	21.498	1'37.094	243,8	11:24'30.713
19	30.799	46.002	21.543	1'38.344	241,1	11:26'09.057
20	30.395	1'53.885	2'16.153	4'40.433P	243,2	11:30'49.490
21	38.173	47.917	22.280	1'48.370P	239,5	11:32'37.860
22	31.603	46.660	21.934	1'40.197	239,5	11:34'18.057
23	31.449	48.319	47.355	2'07.123P	240,5	11:36'25.180
24	39.705	50.505	23.069	1'53.279P	238,9	11:38'18.459
25	33.891	1'09.128	48.666	2'31.685	240,0	11:40'50.144
26	1'12.804	1'21.527	30.550	3'04.881	78,0	11:43'55.025
Race Time 51'48.809						

Lap	Seg.1	Seg.2	Seg.3	Lap Time	km/h	Local Time
-----	-------	-------	-------	----------	------	------------

16 VSR (1'34.168)

Andrzej Lewandowski

1		1'14.991	46.967	3'07.520	97,4	10:55'15.812
2	33.386	49.384	21.660	1'44.430	240,5	10:57'00.242
3	30.387	46.408	21.357	1'38.152	240,5	10:58'38.394
4	29.849	45.085	21.400	1'36.334	241,1	11:00'14.728
5	30.007	44.590	21.347	1'35.944	240,5	11:01'50.672
6	29.787	44.855	21.352	1'35.994	242,2	11:03'26.666
7	29.841	45.799	21.382	1'37.022	242,7	11:05'03.688
8	29.785	45.204	21.482	1'36.471	242,2	11:06'40.159
9	30.009	46.015	21.395	1'37.419	242,7	11:08'17.578
10	29.686	44.810	21.394	1'35.890	241,6	11:09'53.468
11	29.934	45.049	21.293	1'36.276	241,6	11:11'29.744
Loris Spinelli						
12	29.806	45.181	1'43.612	2'58.599P	242,7	11:14'28.343
13	33.486	44.528	21.138	1'39.152P	243,2	11:16'07.495
14	29.463	44.985	21.022	1'35.470	242,7	11:17'42.965
15	29.494	44.301	20.973	1'34.768	243,8	11:19'17.733
16	29.256	43.927	20.991	1'34.174	242,7	11:20'51.907
17	29.181	45.085	20.932	1'35.198	244,3	11:22'27.105
18	29.137	44.319	20.976	1'34.432	243,2	11:24'01.537
19	29.128	44.417	21.192	1'34.737	244,9	11:25'36.274
20	29.236	44.826	21.159	1'35.221	243,2	11:27'11.495
21	29.402	45.722	21.131	1'36.255	242,7	11:28'47.750
22	30.562	44.989	20.924	1'36.475	244,3	11:30'24.225
23	29.116	44.650	20.806	1'34.572	243,2	11:31'58.797
24	29.085	44.252	20.831	1'34.168	243,2	11:33'32.965
25	29.512	44.314	20.987	1'34.813	243,8	11:35'07.778
26	28.999	44.788	22.659	1'36.446	242,7	11:36'44.224
27	32.196	48.422	22.911	1'43.529	234,8	11:38'27.753
28	32.099	1'08.210	49.328	2'29.637	223,1	11:40'57.390
29	1'11.710	1'23.228	29.167	3'04.105	67,1	11:44'01.495
Race Time 51'53.203						

Lap	Seg.1	Seg.2	Seg.3	Lap Time	km/h	Local Time
-----	-------	-------	-------	----------	------	------------

27 Tribaudini Stephane (1'35.196)

Stephane Tribaudini

1		1'11.804	47.155	3'07.364	80,4	10:55'15.656
2	32.834	48.140	21.779	1'42.753	243,2	10:56'58.409
3	30.090	45.742	21.390	1'37.222	242,2	10:58'35.631
4	29.689	45.093	21.120	1'35.902	243,2	11:00'11.533
5	29.842	44.930	21.009	1'35.781	242,2	11:01'47.314
6	29.630	44.759	21.152	1'35.541	242,7	11:03'22.855
7	29.514	44.572	21.110	1'35.196	242,7	11:04'58.051
8	29.653	44.728	21.050	1'35.431	243,2	11:06'33.482
9	29.611	44.995	21.366	1'35.972	243,2	11:08'09.454
10	29.712	44.848	21.193	1'35.753	243,2	11:09'45.207
11	29.629	44.944	21.279	1'35.852	243,2	11:11'21.059
12	29.661	45.172	21.241	1'36.074	242,2	11:12'57.133
13	29.602	45.183	1'41.833	2'56.618P	242,7	11:15'53.751
Loris Cabirou						
14	33.371	44.895	21.084	1'39.350P	242,2	11:17'33.101
15	29.475	44.862	21.138	1'35.475	243,8	11:19'08.576
16	29.350	44.875	21.161	1'35.386	243,8	11:20'43.962
17	29.326	45.268	21.283	1'35.877	243,8	11:22'19.839
18	29.460	45.470	21.720	1'36.650	243,8	11:23'56.489
19	29.793	45.214	21.227	1'36.234	244,3	11:25'32.723
20	30.209	45.711	21.247	1'37.167	243,2	11:27'09.890
21	30.354	47.071	21.372	1'38.797	243,2	11:28'48.687
22	30.391	46.186	21.759	1'38.336	242,2	11:30'27.023
23	30.187	45.957	21.373	1'37.517	243,2	11:32'04.540
24	30.144	45.489	21.241	1'36.874	243,2	11:33'41.414
25	29.800	44.811	21.103	1'35.714	241,6	11:35'17.128
26	29.402	45.120	21.034	1'35.556	243,2	11:36'52.684
27	30.793	47.290	21.459	1'39.542	240,5	11:38'32.226

12/11/2023

P = Pits In/Out - C = Lap Time Cancelled

Powered by FICr Perugia Timing

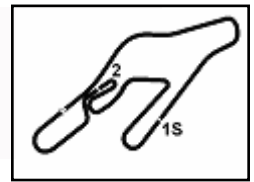
ROGER DUBUIS

HANKOOK
driving emotion



5th Round

5.5
PRO-PROAM



PRO - PRO AM - Chronological Analysis Race 1

Autodromo Vallelunga 4.085 m

Start at 10:52'08.292

4 / 8

28	29.492	1'07.887	49.746	2'27.125	243,8	11:40'59.351	22	29.583	44.746	21.279	1'35.608	249,4	11:30'18.200	
29	1'12.130	1'22.189	28.877	3'03.196	64,4	11:44'02.547	23	29.272	44.734	21.244	1'35.250	245,5	11:31'53.450	
							Race Time 51'54.255	24	30.578	44.997	21.037	1'36.612	242,2	11:33'30.062

28 Bonduel Amaury (1'34.073)

Lap	Seg.1	Seg.2	Seg.3	Lap Time	km/h	Local Time
Amaury Bonduel						
1		1'25.940	52.756	3'05.024	157,2	10:55'13.316
2	31.255	44.478	20.790	1'36.523	241,1	10:56'49.839
3	29.295	44.234	20.723	1'34.252	242,7	10:58'24.091
4	29.295	44.123	20.701	1'34.119	242,2	10:59'58.210
5	29.094	44.208	20.771	1'34.073	243,2	11:01'32.283
6	29.164	44.480	21.079	1'34.723	243,2	11:03'07.006
7	29.272	44.389	21.017	1'34.678	245,5	11:04'41.684
8	29.175	44.353	20.908	1'34.436	243,8	11:06'16.120
9	29.102	44.525	21.038	1'34.665	243,8	11:07'50.785
10	29.088	44.504	21.158	1'34.750	243,2	11:09'25.535
11	29.244	44.612	21.030	1'34.886	242,2	11:11'00.421
12	29.064	44.591	21.046	1'34.701	243,2	11:12'35.122
13	29.213	44.763	21.067	1'35.043	242,7	11:14'10.165
14	29.217	44.918	1'46.508	3'00.643P	242,7	11:17'10.808
15	33.117	44.594	20.951	1'38.662P	243,2	11:18'49.470
16	29.433	44.696	20.947	1'35.076	244,9	11:20'24.546
17	29.310	44.434	20.963	1'34.707	244,3	11:21'59.253
18	29.245	44.608	21.006	1'34.859	243,2	11:23'34.112
19	29.171	44.681	20.972	1'34.824	243,2	11:25'08.936
20	29.222	44.734	21.002	1'34.958	244,3	11:26'43.894
21	29.077	44.891	20.998	1'34.966	243,2	11:28'18.860
22	29.275	44.734	20.862	1'34.871	243,2	11:29'53.731
23	29.069	44.942	20.901	1'34.912	242,7	11:31'28.643
24	29.248	45.084	21.446	1'35.778	243,2	11:33'04.421
25	29.195	44.727	21.180	1'35.102	243,2	11:34'39.523
26	29.100	45.033	20.959	1'35.092	242,7	11:36'14.615
27	29.725	1'00.872	22.376	1'52.973	220,0	11:38'07.588
28	35.294	1'15.339	48.439	2'39.072	184,9	11:40'46.660
29	1'13.674	1'21.255	27.177	3'02.106	85,1	11:43'48.766
Race Time 51'40.474						

42 AKF Motorsport (1'35.534)

Lap	Seg.1	Seg.2	Seg.3	Lap Time	km/h	Local Time
Sebastian Freymuth						
1		1'09.452	45.495	3'07.311	97,5	10:55'15.603
2	33.228	47.871	21.990	1'43.089	240,5	10:56'58.692
3	30.153	45.698	21.607	1'37.458	242,2	10:58'36.150
4	29.656	45.142	21.081	1'35.879	243,2	11:00'12.029
5	30.069	44.942	21.204	1'36.215	242,7	11:01'48.244
6	29.674	44.773	21.148	1'35.595	242,7	11:03'23.839
7	29.672	44.624	21.238	1'35.534	242,7	11:04'59.373
8	30.017	44.767	21.389	1'36.173	241,6	11:06'35.546
9	29.817	45.872	21.477	1'37.166	241,1	11:08'12.712
10	30.107	45.398	44.428	1'59.933P	242,2	11:10'12.645
11	34.010	45.355	21.473	1'40.838P	239,5	11:11'53.483
12	30.321	45.417	21.524	1'37.262	241,6	11:13'30.745
13	30.001	45.425	21.594	1'37.020	241,6	11:15'07.765
14	30.061	45.170	21.230	1'36.461	242,7	11:16'44.226
15	29.921	45.038	1'47.583	3'02.542P	241,1	11:19'46.768
16	33.586	45.047	21.467	1'40.100P	241,1	11:21'26.868
17	29.837	45.047	21.814	1'36.698	242,2	11:23'03.566
18	29.625	45.207	21.396	1'36.228	242,2	11:24'39.794
19	30.061	46.048	21.379	1'37.488	242,2	11:26'17.282
20	30.020	45.438	21.291	1'36.749	241,6	11:27'54.031
21	29.648	45.039	21.234	1'35.921	241,6	11:29'29.952
22	30.202	45.589	21.609	1'37.400	241,6	11:31'07.352
23	30.833	46.228	21.800	1'38.861	240,5	11:32'46.213
24	30.441	46.008	21.475	1'37.924	241,6	11:34'24.137
25	30.440	47.077	21.572	1'39.089	241,1	11:36'03.226
26	30.225	52.897	23.133	1'46.255	216,9	11:37'49.481
27	33.164	51.132	21.946	1'46.242	180,6	11:39'35.723
28	31.532	47.249	22.033	1'40.814	239,5	11:41'16.537
29	1'11.254	1'18.615	29.713	2'59.582	47,8	11:44'16.119
Race Time 52'07.827						

33 Bonaldi Motorsport (1'34.774)

Lap	Seg.1	Seg.2	Seg.3	Lap Time	km/h	Local Time
Abbie Eaton						
1		1'11.925	46.447	3'07.753	89,4	10:55'16.045
2	33.312	48.503	21.841	1'43.656	246,6	10:56'59.701
3	30.435	46.105	21.328	1'37.868	246,0	10:58'37.569
4	29.967	45.266	21.238	1'36.471	248,8	11:00'14.040
5	29.782	44.458	20.981	1'35.221	248,8	11:01'49.261
6	29.804	45.077	21.090	1'35.971	247,7	11:03'25.232
7	29.662	44.846	20.967	1'35.475	244,9	11:05'00.707
8	29.460	44.658	21.146	1'35.264	248,8	11:06'35.971
9	29.630	45.009	21.048	1'35.687	248,3	11:08'11.658
10	29.356	44.919	21.067	1'35.342	250,0	11:09'47.000
11	29.479	45.020	21.081	1'35.580	250,0	11:11'22.580
12	29.548	44.921	1'42.785	2'57.254P	246,6	11:14'19.834
Daan Arrow						
13	33.276	44.589	21.174	1'39.039P	248,3	11:15'58.873
14	29.355	44.571	21.049	1'34.975	248,8	11:17'33.848
15	29.430	44.636	21.180	1'35.246	249,4	11:19'09.094
16	29.468	44.642	21.188	1'35.298	248,8	11:20'44.392
17	29.373	44.538	21.043	1'34.954	247,7	11:22'19.346
18	29.392	45.093	21.152	1'35.637	249,4	11:23'54.983
19	29.288	45.247	21.218	1'35.753	248,8	11:25'30.736
20	29.193	44.618	21.132	1'34.943	250,0	11:27'05.679
21	29.252	45.993	21.668	1'36.913	250,0	11:28'42.592

44 Oregon Team (1'34.644)

Lap	Seg.1	Seg.2	Seg.3	Lap Time	km/h	Local Time
Pedro Ebrahim						
1		1'21.058	49.671	3'06.578	140,6	10:55'14.870
2	32.158	46.652	21.227	1'40.037	241,6	10:56'54.907
3	29.747	44.942	20.953	1'35.642	242,2	10:58'30.549
4	29.542	44.476	20.945	1'34.963	242,2	11:00'05.512
5	29.306	44.861	21.138	1'35.305	242,2	11:01'40.817
6	29.344	44.269	21.031	1'34.644	242,2	11:03'15.461
7	29.299	44.398	21.119	1'34.816	242,7	11:04'50.277
8	29.367	44.631	21.157	1'35.155	242,2	11:06'25.432
9	29.481	44.466	21.140	1'35.087	242,2	11:08'00.519
10	29.343	44.671	21.331	1'35.345	243,8	11:09'35.864
11	29.411	45.341	21.465	1'36.217	242,7	11:11'12.081
Guillem Pujeu Beya						
12	29.344	44.969	1'43.275	2'57.588P	242,7	11:14'09.669
13	34.599	46.301	21.442	1'42.342P	241,1	11:15'52.011
14	30.740	45.381	21.316	1'37.437	240,0	11:17'29.448
15	29.902	44.552	21.075	1'35.529	242,7	11:19'04.977

12/11/2023

P = Pits In/Out - C = Lap Time Cancelled

Powered by FICr Perugia Timing

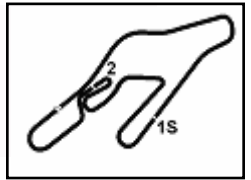
ROGER DUBUIS





5th Round

5.5
PRO-PROAM



PRO - PRO AM - Chronological Analysis Race 1

Autodromo Vallelunga 4.085 m

Start at 10:52'08.292

5 / 8

16	29.987	44.989	21.283	1'36.259	242,2	11:20'41.236	10	29.529	44.447	20.968	1'34.944	246,6	11:09'36.464
17	29.864	45.917	21.269	1'37.050	242,7	11:22'18.286	11	29.280	44.568	20.750	1'34.598	247,1	11:11'11.062
18	29.851	46.208	21.645	1'37.704	243,8	11:23'55.990	12	29.267	44.551	21.003	1'34.821	246,6	11:12'45.883
19	29.887	45.285	21.193	1'36.365	242,7	11:25'32.355	13	29.242	44.888	20.875	1'35.005	246,6	11:14'20.888
20	30.372	45.544	21.316	1'37.232	241,6	11:27'09.587	14	29.312	44.534	21.073	1'34.919	247,1	11:15'55.807
21	30.347	46.130	21.404	1'37.881	241,6	11:28'47.468	15	29.446	45.023	21.247	1'35.716	247,1	11:17'31.523
22	31.335	46.297	21.630	1'39.262	241,6	11:30'26.730				Matteo Pollini			
23	30.318	45.877	21.439	1'37.634	243,8	11:32'04.364	16	29.554	45.420	1'46.906	3'01.880P	246,6	11:20'33.403
24	30.073	46.551	21.125	1'37.749	243,2	11:33'42.113	17	34.134	46.391	21.633	1'42.158P	245,5	11:22'15.561
25	29.876	45.875	21.064	1'36.815	242,7	11:35'18.928	18	30.922	45.481	21.521	1'37.924	243,2	11:23'53.485
26	29.686	45.653	22.095	1'37.434	242,2	11:36'56.362	19	30.427	46.311	21.651	1'38.389	246,6	11:25'31.874
27	30.534	1'04.911	22.683	1'58.128	241,1	11:38'54.490	20	30.368	45.597	21.516	1'37.481	245,5	11:27'09.355
28	35.115	56.622	38.641	2'10.378	183,7	11:41'04.868	21	30.329	45.866	21.801	1'37.996	245,5	11:28'47.351
29	1'14.025	1'20.492	32.516	3'07.033	45,8	11:44'11.901	22	30.890	46.529	21.640	1'39.059	242,7	11:30'26.410
						Race Time 52'03.609	23	30.199	45.514	21.713	1'37.426	245,5	11:32'03.836
							24	30.261	45.768	21.290	1'37.319	245,5	11:33'41.155
							25	30.610	46.694	21.477	1'38.781	243,8	11:35'19.936
							26	30.071	46.358	22.446	1'38.875	246,0	11:36'58.811
							27	31.186	55.479	24.935	1'51.600	244,9	11:38'50.411
							28	35.493	56.714	37.490	2'09.697	194,6	11:41'00.108
							29	1'12.876	1'22.054	34.278	3'09.208	62,4	11:44'09.316
													Race Time 52'01.024 + 10.000Pen

50 DL Consulting (1'34.411)

Lap	Seg.1	Seg.2	Seg.3	Lap Time	km/h	Local Time
-----	-------	-------	-------	----------	------	------------

Riccardo Ianniello

1		1'23.406	50.813	3'05.898	143,2	10:55'14.190
2	31.943	45.347	21.114	1'38.404	244,3	10:56'52.594
3	29.771	44.349	20.875	1'34.995	245,5	10:58'27.589
4	29.417	44.255	20.869	1'34.541	250,0	11:00'02.130
5	29.371	44.278	20.851	1'34.500	247,7	11:01'36.630
6	29.370	44.541	21.079	1'34.990	243,8	11:03'11.620
7	30.152	44.262	20.780	1'35.194	243,8	11:04'46.814
8	29.265	44.228	20.918	1'34.411	243,2	11:06'21.225
9	29.377	44.429	20.879	1'34.685	246,0	11:07'55.910
10	29.331	44.396	21.107	1'34.834	246,0	11:09'30.744
11	29.395	44.361	21.116	1'34.872	246,6	11:11'05.616
12	29.414	44.602	21.064	1'35.080	245,5	11:12'40.696
13	29.218	44.503	21.051	1'34.772	247,7	11:14'15.468
14	29.481	46.129	21.345	1'36.955	242,7	11:15'52.423
15	29.713	44.707	20.989	1'35.409	244,3	11:17'27.832
16	29.414	44.808	1'42.525	2'56.747P	243,8	11:20'24.579

Alessandro Fabi

17	34.187	45.079	21.284	1'40.550P	241,6	11:22'05.129
18	29.928	44.978	21.338	1'36.244	243,2	11:23'41.373
19	30.092	46.391	21.318	1'37.801	240,5	11:25'19.174
20	29.834	45.033	21.344	1'36.211	242,2	11:26'55.385
21	29.812	45.057	21.442	1'36.311	241,6	11:28'31.696
22	29.745	45.260	21.219	1'36.224	241,6	11:30'07.920
23	29.687	45.188	21.397	1'36.272	241,1	11:31'44.192
24	29.632	45.425	21.196	1'36.253	242,7	11:33'20.445
25	29.737	44.910	21.378	1'36.025	241,1	11:34'56.470
26	29.671	45.727	21.215	1'36.613	242,7	11:36'33.083
27	35.022	50.470	23.339	1'48.831	235,8	11:38'21.914
28	33.478	1'08.499	48.453	2'30.430	225,5	11:40'52.344
29	1'13.120	1'21.512	31.127	3'05.759	84,8	11:43'58.103
						Race Time 51'49.811

51 Imperiale Sport Car Service (1'34.598)

Lap	Seg.1	Seg.2	Seg.3	Lap Time	km/h	Local Time
-----	-------	-------	-------	----------	------	------------

Giacomo Pollini

1		1'23.498	51.610	3'05.796	144,2	10:55'14.088
2	32.182	46.673	21.238	1'40.093	244,3	10:56'54.181
3	29.482	46.521	20.982	1'36.985	245,5	10:58'31.166
4	29.533	44.619	21.036	1'35.188	245,5	11:00'06.354
5	29.464	44.156	21.148	1'34.768	246,0	11:01'41.122
6	29.457	44.451	20.863	1'34.771	246,0	11:03'15.893
7	29.485	44.370	20.851	1'34.706	246,6	11:04'50.599
8	29.557	44.849	21.112	1'35.518	246,6	11:06'26.117
9	29.483	44.702	21.218	1'35.403	247,1	11:08'01.520

66 Micaneq Motorsport ACCR Team (1'35.362)

Lap	Seg.1	Seg.2	Seg.3	Lap Time	km/h	Local Time
-----	-------	-------	-------	----------	------	------------

Karol Basz

1		1'17.976		48.310	3'06.646	98,5	10:55'14.938
2	32.810	46.908		21.455	1'41.173	234,8	10:56'56.111

12/11/2023

P = Pits In/Out - C = Lap Time Cancelled

Powered by FICr Perugia Timing

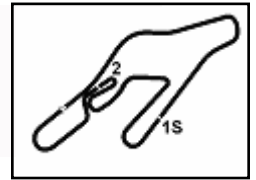
ROGER DUBUIS

HANKOOK

driving emotion



5th Round

5.5**PRO-PROAM**

PRO - PRO AM - Chronological Analysis Race 1

Autodromo Vallelunga 4.085 m

6 / 8

Start at 10:52'08.292

Race Time 52'03.008 + 0.993Pen

							75 ART Line (1'36.410)					
Lap	Seg.1	Seg.2	Seg.3	Lap Time	km/h	Local Time						
Shotla Abkhazava												
1		1'08.194		43.687	3'08.226	104,2	10:55'16.518					
2	33.685	49.548		21.775	1'45.008	237,9	10:57'01.526					
3	30.375	46.607		21.547	1'38.529	241,6	10:58'40.055					
4	30.546	45.463		21.627	1'37.636	240,5	11:00'17.691					
5	30.178	45.794		21.475	1'37.447	241,1	11:01'55.138					
6	30.355	45.650		21.368	1'37.373	241,1	11:03'32.511					
7	30.360	45.695		21.569	1'37.624	241,1	11:05'10.135					
8	31.523	46.125		21.550	1'39.198	240,5	11:06'49.333					
9	30.280	45.775		21.518	1'37.573	241,6	11:08'26.906					
10	30.091	45.814		21.605	1'37.510	240,5	11:10'04.416					
11	30.011	45.998		21.510	1'37.519	240,5	11:11'41.935					
Egor Orudzhev												
12	30.422	46.160		1'48.882	3'05.464P	240,0	11:14'47.399					
13	33.628	45.950		21.375	1'40.953P	242,7	11:16'28.352					
14	30.070	45.800		32.162	1'48.032	242,7	11:18'16.384					
15	30.186	45.879		21.401	1'37.466	242,2	11:19'53.850					
16	29.955	45.525		21.188	1'36.668	242,2	11:21'30.518					
17	29.874	45.687		2'22.704	3'38.265P	242,2	11:25'08.783					
18	34.347	45.460		21.260	1'41.067P	242,2	11:26'49.850					
19	29.899	46.833		22.007	1'38.739	240,0	11:28'28.589					
20	30.534	45.758		21.327	1'37.619	242,7	11:30'06.208					
21	29.760	45.435		21.215	1'36.410	242,2	11:31'42.618					
22	29.803	45.562		21.303	1'36.668	242,7	11:33'19.286					
23	29.496	45.560		22.371	1'37.427	242,2	11:34'56.713					
24	30.097	46.247		21.503	1'37.847	241,6	11:36'34.560					
25	35.905	52.005		23.199	1'51.109	198,5	11:38'25.669					
26	31.362	1'08.015		48.374	2'27.751	241,1	11:40'53.420					
27	1'13.170	1'22.132		30.159	3'05.461	79,7	11:43'58.881					
							Race Time 52'07.676					

68 DL Consulting (1'34.088)						
Lap	Seg.1	Seg.2	Seg.3	Lap Time	km/h	Local Time
Luca Segù						
1		1'24.397	51.827	3'05.808	130,8	10:55'14.100
2	32.605	46.682	21.092	1'40.379	238,4	10:56'54.479
3	29.560	44.848	20.864	1'35.272	240,5	10:58'29.751
4	29.295	44.018	20.904	1'34.217	242,2	11:00'03.968
5	29.189	44.033	20.866	1'34.088	242,2	11:01'38.056
6	29.359	44.204	21.012	1'34.575	243,2	11:03'12.631
7	29.668	44.835	21.411	1'35.914	241,1	11:04'48.545
8	29.434	44.487	21.084	1'35.005	241,6	11:06'23.550
9	29.435	44.550	20.962	1'34.947	241,6	11:07'58.497
10	29.415	44.800	21.006	1'35.221	241,6	11:09'33.718
11	29.305	44.558	20.975	1'34.838	242,7	11:11'08.556
12	29.432	45.257	21.095	1'35.784	241,1	11:12'44.340
13	29.420	44.881	21.023	1'35.324	242,2	11:14'19.664
14	29.449	44.701	21.129	1'35.279	241,1	11:15'54.943
15	29.323	45.720	21.173	1'36.216	242,2	11:17'31.159
16	29.643	45.345	21.419	1'36.407	241,6	11:19'07.566

							78 Iron Lynx (1'34.425)					
Lap	Seg.1	Seg.2	Seg.3	Lap Time	km/h	Local Time						
Emanuele Zonzini												
1		1'26.084		53.338	3'05.060	173,9	10:55'13.352					
2	31.625	44.741		21.098	1'37.464	243,8	10:56'50.816					
3	29.456	44.413		21.025	1'34.894	244,9	10:58'25.710					
4	29.252	44.205		20.968	1'34.425	244,9	11:00'00.135					
5	29.300	44.394		20.908	1'34.602	244,9	11:01'34.737					
6	29.243	44.482		21.076	1'34.801	245,5	11:03'09.538					
7	29.198	44.498		20.973	1'34.669	246,6	11:04'44.207					
8	29.208	44.554		20.940	1'34.702	245,5	11:06'18.909					
9	29.288	44.580		20.945	1'34.813	245,5	11:07'53.722					
10	29.133	45.109		21.514	1'35.756	245,5	11:09'29.478					
11	29.367	44.760		21.088	1'35.215	244,9	11:11'04.693					
12	29.341	44.577		21.090	1'35.008	244,9	11:12'39.701					
13	29.292	44.962		21.227	1'35.481	245,5	11:14'15.182					
14	29.404	45.263		21.069	1'35.736	244,3	11:15'50.918					
15	29.123	44.907		21.159	1'35.189	244,9	11:17'26.107					
16	29.269	44.747		21.043	1'35.059	245,5	11:19'01.166					
Emanuel Colombini												
17	29.394	44.985		1'42.660	2'57.039P	244,9	11:21'58.205					
18	34.039	46.222		22.115	1'42.376P	244,9	11:23'40.581					
19	30.753	47.348		21.624	1'39.725	243,2	11:25'20.306					
20	30.313	46.309		21.701	1'38.323	244,9	11:26'58.629					
21	30.582	46.405		21.644	1'38.631	243,8	11:28'37.260					
22	30.313	45.938		21.620	1'37.871	244,3	11:30'15.131					
23	30.242	45.912		21.522	1'37.676	243,8	11:31'52.807					
24	30.917	47.171		21.883	1'39.971	238,9	11:33'32.778					

12/11/2023

P = Pits In/Out - C = Lap Time Cancelled

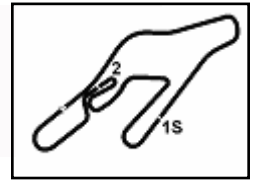
Powered by FICr Perugia Timing

ROGER DUBUIS**HANKOOK**
driving emotion



5th Round

5.5
PRO-PROAM



PRO - PRO AM - Chronological Analysis Race 1

Autodromo Vallelunga 4.085 m

Start at 10:52'08.292

7 / 8

25	30.634	46.224	21.665	1'38.523	243,2	11:35'11.301	24	29.264	45.055	21.080	1'35.399	242,7	11:33'36.452		
26	31.219	46.501	22.227	1'39.947	239,5	11:36'51.248	25	29.433	44.917	21.308	1'35.658	243,2	11:35'12.110		
27	32.011	1'03.551	24.569	2'00.131	241,6	11:38'51.379	26	29.685	44.962	21.264	1'35.911	240,5	11:36'48.021		
28	36.334	56.261	37.984	2'10.579	191,5	11:41'01.958	27	30.538	46.831	23.235	1'40.604	242,2	11:38'28.625		
29	1'13.241	1'21.321	33.593	3'08.155	55,3	11:44'10.113	28	31.944	1'08.182	49.856	2'29.982	222,2	11:40'58.607		
							Race Time	52'01.821	29	1'12.062	1'22.399	28.810	3'03.271	66,9	11:44'01.878

Race Time 51'53.586 + 0.549Pen

81 Target Racing (1'34.507)

Lap	Seg.1	Seg.2	Seg.3	Lap Time	km/h	Local Time
Alex Au						
1		1'08.954	44.142	3'08.354	89,5	10:55'16.646
2	34.657	49.181	22.400	1'46.238	237,9	10:57'02.884
3	30.849	45.813	21.768	1'38.430	244,3	10:58'41.314
4	30.415	45.473	21.570	1'37.458	244,9	11:00'18.772
5	30.489	45.574	21.342	1'37.405	244,9	11:01'56.177
6	30.327	45.485	21.648	1'37.460	244,3	11:03'33.637
7	30.442	45.600	21.505	1'37.547	244,3	11:05'11.184
8	30.958	46.019	21.649	1'38.626	242,7	11:06'49.810
9	31.513	45.512	21.653	1'38.678	243,2	11:08'28.488
10	30.317	45.196	21.527	1'37.040	244,3	11:10'05.528
11	30.457	45.380	21.707	1'37.544	244,9	11:11'43.072
Frederik Schandorff						
12	31.376	45.666	1'44.241	3'01.283P	243,8	11:14'44.355
13	33.005	44.540	20.951	1'38.496P	244,3	11:16'22.851
14	29.571	45.017	21.024	1'35.612	244,9	11:17'58.463
15	29.298	44.406	20.914	1'34.618	246,0	11:19'33.081
16	29.047	44.564	20.896	1'34.507	247,1	11:21'07.588
17	29.059	44.623	20.857	1'34.539	246,6	11:22'42.127
18	29.172	44.524	20.891	1'34.587	247,7	11:24'16.714
19	29.244	44.680	21.328	1'35.252	246,6	11:25'51.966
20	29.936	44.705	20.964	1'35.605	244,9	11:27'27.571
21	29.289	44.827	21.019	1'35.135	246,6	11:29'02.706
22	31.426	44.690	20.850	1'36.966	236,3	11:30'39.672
23	29.159	44.547	20.916	1'34.622	244,9	11:32'14.294
24	28.988	44.806	21.150	1'34.944	246,6	11:33'49.238
Race Time 41'40.946						

86 Leipert Motorsport (1'34.447)

Lap	Seg.1	Seg.2	Seg.3	Lap Time	km/h	Local Time
Brendon Leitch						
1		1'24.246	52.226	3'05.406	131,2	10:55'13.698
2	31.789	50.598	21.402	1'43.789	241,6	10:56'57.487
3	29.606	44.577	21.166	1'35.349	243,8	10:58'32.836
4	29.592	45.587	20.815	1'35.994	243,2	11:00'08.830
5	29.305	44.228	20.914	1'34.447	243,2	11:01'43.277
6	29.244	44.525	28.908	1'42.677	242,7	11:03'25.954
7	29.584	45.296	21.287	1'36.167	242,2	11:05'02.121
8	29.523	45.343	21.711	1'36.577	242,7	11:06'38.698
9	30.432	44.832	21.148	1'36.412	242,7	11:08'15.110
10	29.305	44.908	21.183	1'35.396	241,6	11:09'50.506
11	29.216	44.927	21.187	1'35.330	242,7	11:11'25.836
12	29.417	44.735	1'45.054	2'59.206P	243,8	11:14'25.042
13	33.296	44.682	20.975	1'38.953P	242,2	11:16'03.995
14	29.205	44.714	21.033	1'34.952	246,0	11:17'38.947
15	29.111	44.746	21.161	1'35.018	244,9	11:19'13.965
16	29.313	44.787	21.177	1'35.277	243,2	11:20'49.242
17	30.187	44.927	21.065	1'36.179	240,0	11:22'25.421
18	29.420	44.728	21.086	1'35.234	243,8	11:24'00.655
19	29.163	44.833	21.250	1'35.246	243,8	11:25'35.901
20	29.256	44.708	21.085	1'35.049	245,5	11:27'10.950
21	29.601	46.526	21.287	1'37.414	243,8	11:28'48.364
22	30.301	45.757	21.086	1'37.144	242,2	11:30'25.508
23	29.206	45.156	21.183	1'35.545	242,2	11:32'01.053

89 Iron Lynx (1'34.911)

Lap	Seg.1	Seg.2	Seg.3	Lap Time	km/h	Local Time
Yelmer Buurman						
1		1'21.899	50.234	3'06.220	112,5	10:55'14.512
2	32.338	47.542	21.180	1'41.060	243,2	10:56'55.572
3	29.532	45.675	21.106	1'36.313	243,8	10:58'31.885
4	29.737	44.745	21.058	1'35.540	242,7	11:00'07.425
5	29.555	44.354	21.002	1'34.911	243,8	11:01'42.336
6	29.540	44.445	21.306	1'35.291	244,3	11:03'17.627
7	29.481	44.468	21.301	1'35.250	243,8	11:04'52.877
8	29.777	44.545	21.508	1'35.830	243,8	11:06'28.707
9	29.729	44.716	21.248	1'35.693	243,8	11:08'04.400
10	29.861	44.954	21.227	1'36.042	242,2	11:09'40.442
11	29.553	44.643	21.122	1'35.318	243,2	11:11'15.760
12	29.546	44.732	21.146	1'35.424	243,8	11:12'51.184
13	29.633	44.851	21.093	1'35.577	242,7	11:14'26.761
14	29.438	44.873	21.113	1'35.424	243,2	11:16'02.185
15	29.496	44.709	21.153	1'35.358	243,8	11:17'37.543
16	29.551	45.021	21.043	1'35.615	243,2	11:19'13.158
Nigel Schoonderwoerd						
17	29.608	44.892	1'43.441	2'57.941P	244,3	11:22'11.099
18	35.235	48.022	22.612	1'45.869P	240,0	11:23'56.968
19	31.015	46.714	22.554	1'40.283	240,5	11:25'37.251
20	30.756	45.936	21.845	1'38.537	241,6	11:27'15.788
21	30.617	45.821	21.717	1'38.155	241,6	11:28'53.943
22	30.515	45.507	21.573	1'37.595	241,6	11:30'31.538
23	30.971	45.580	21.580	1'38.131	238,9	11:32'09.669
24	30.345	46.972	21.885	1'39.202	241,1	11:33'48.871
25	30.908	46.589	21.549	1'39.046	240,5	11:35'27.917
26	30.243	47.376	24.088	1'41.707	240,5	11:37'09.624
27	32.492	50.579	22.817	1'45.888	208,1	11:38'55.512
28	34.862	56.300	38.726	2'09.888	169,0	11:41'05.400
29	1'14.251	1'20.166	32.197	3'06.614	50,8	11:44'12.014
Race Time 52'03.722						

92 Scuderia Villorba Corse (1'36.937)

Lap	Seg.1	Seg.2	Seg.3	Lap Time	km/h	Local Time
Michael Blanchemain						
1		1'11.075	46.034	3'08.224	90,6	10:55'16.516
2	33.340	49.139	21.744	1'44.223	236,8	10:57'00.739
3	30.589	46.219	21.522	1'38.330	241,1	10:58'39.069
4	30.059	45.752	21.924	1'37.735	242,2	11:00'16.804
5	30.272	45.464	21.420	1'37.156	242,2	11:01'53.960
6	30.144	45.711	21.461	1'37.316	242,2	11:03'31.276
7	30.258	45.474	21.657	1'37.389	242,2	11:05'08.665
8	30.381	45.429	21.481	1'37.291	242,7	11:06'45.956
9	30.535	45.732	21.554	1'37.821	243,2	11:08'23.777
10	30.246	45.564	21.557	1'37.367	243,2	11:10'01.144
11	30.197	45.797	21.786	1'37.780	241,6	11:11'38.924
Jim Pla						
12	31.217	46.932	1'44.519	3'02.668P	237,9	11:14'41.592
13	33.784	45.454	21.248	1'40.486P	243,8	11:16'22.078
14	29.942	46.148	21.416	1'37.506	244,9	11:17'59.584
15	30.150	45.631	21.156	1'36.937	244,3	11:19'36.521
16	30.283	46.097	22.262	1'38.642	244,9	11:21'15.163

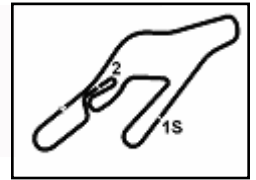
12/11/2023

P = Pits In/Out - C = Lap Time Cancelled

Powered by FICr Perugia Timing

ROGER DUBUIS





PRO - PRO AM - Chronological Analysis Race 1

Autodromo Vallelunga 4.085 m

Start at 10:52'08.292

8 / 8

17	30.165	45.539	21.531	1'37.235	244,3	11:22'52.398	11	29.570	45.001	21.260	1'35.831	244,3	11:11'28.346
18	30.164	45.760	21.392	1'37.316	244,9	11:24'29.714	12	29.447	45.211	21.303	1'35.961	244,9	11:13'04.307
19	32.056	46.663	21.539	1'40.258	241,1	11:26'09.972	13	29.680	45.002	21.289	1'35.971	244,3	11:14'40.278
20	30.796	46.587	21.754	1'39.137	243,2	11:27'49.109	14	29.847	45.649	21.305	1'36.801	242,7	11:16'17.079
21	30.789	45.939	21.874	1'38.602	243,2	11:29'27.711	Yury Wagner						
22	31.051	46.726	21.585	1'39.362	241,1	11:31'07.073	15	29.676	45.445	1'40.706	2'55.827P	241,6	11:19'12.906
23	30.895	46.284	21.671	1'38.850	242,2	11:32'45.923	16	35.433	47.179	22.149	1'44.761P	243,8	11:20'57.667
24	30.473	45.848	21.556	1'37.877	243,8	11:34'23.800	17	30.692	45.719	21.852	1'38.263	242,2	11:22'35.930
25	30.440	46.949	21.708	1'39.097	243,2	11:36'02.897	18	30.081	46.806	21.895	1'38.782	244,3	11:24'14.712
26	30.994	53.570	22.958	1'47.522	228,8	11:37'50.419	19	30.094	45.479	21.558	1'37.131	245,5	11:25'51.843
27	32.813	51.694	22.255	1'46.762	170,3	11:39'37.181	20	30.560	45.804	21.438	1'37.802	240,0	11:27'29.645
28	31.751	47.359	21.793	1'40.903	242,2	11:41'18.084	21	29.977	45.512	21.654	1'37.143	242,7	11:29'06.788
29	1'10.610	1'19.264	29.192	2'59.066	45,5	11:44'17.150	22	30.358	45.812	21.520	1'37.690	242,7	11:30'44.478
Race Time 52'08.858							23	30.072	45.753	21.581	1'37.406	243,2	11:32'21.884
							24	30.119	45.599	21.673	1'37.391	243,2	11:33'59.275
							25	29.944	45.954	21.573	1'37.471	243,2	11:35'36.746
							26	29.863	46.402	21.884	1'38.149	243,8	11:37'14.895
							27	30.484	49.897	21.985	1'42.366	244,9	11:38'57.261
							28	33.748	56.304	38.714	2'08.766	152,3	11:41'06.027
							29	1'14.607	1'20.608	31.356	3'06.571	48,7	11:44'12.598
Race Time 52'04.306 + 2.718Pen													

95 VSR (1'35.267)

Lap	Seg.1	Seg.2	Seg.3	Lap Time	km/h	Local Time
Marcus Paverud						
1		1'18.984	48.400	3'06.701	118,3	10:55'14.993
2	32.673	47.659	21.883	1'42.215	239,5	10:56'57.208
3	30.139	45.417	21.087	1'36.643	243,2	10:58'33.851
4	29.403	45.630	21.068	1'36.101	243,8	11:00'09.952
5	29.332	45.253	20.857	1'35.442	243,8	11:01'45.394
6	29.480	45.133	21.310	1'35.923	244,3	11:03'21.317
7	29.323	44.895	21.049	1'35.267	244,3	11:04'56.584
8	29.280	45.316	21.124	1'35.720	243,2	11:06'32.304
9	29.312	45.132	21.220	1'35.664	243,2	11:08'07.968
10	29.441	44.968	21.102	1'35.511	242,2	11:09'43.479
11	29.386	45.555	21.210	1'36.151	243,8	11:11'19.630
12	29.198	45.625	21.228	1'36.051	243,2	11:12'55.681
13	29.297	45.244	21.262	1'35.803	243,2	11:14'31.484
14	29.359	45.241	21.108	1'35.708	244,3	11:16'07.192
15	29.445	46.365	21.077	1'36.887	242,7	11:17'44.079
16	29.353	45.381	1'42.957	2'57.691P	244,3	11:20'41.770
Ignazio Zanon						
17	35.031	45.825	21.582	1'42.438P	243,2	11:22'24.208
18	29.770	45.938	22.391	1'38.099	243,8	11:24'02.307
19	30.226	45.259	21.446	1'36.931	243,8	11:25'39.238
20	29.642	45.783	22.558	1'37.983	242,2	11:27'17.221
21	29.604	46.168	21.526	1'37.298	243,8	11:28'54.519
22	30.131	46.097	21.440	1'37.668	243,8	11:30'32.187
23	29.823	45.275	21.418	1'36.516	242,2	11:32'08.703
24	29.818	45.517	21.443	1'36.778	243,2	11:33'45.481
25	29.950	46.927	22.316	1'39.193	243,8	11:35'24.674
26	30.735	47.190	22.476	1'40.401	241,1	11:37'05.075
27	30.850	51.233	24.675	1'46.758	242,2	11:38'51.833
28	36.405	56.366	37.902	2'10.673	190,8	11:41'02.506
29	1'13.790	1'21.223	33.183	3'08.196	53,2	11:44'10.702
Race Time 52'02.410						

99 Leipert Motorsport (1'35.831)

Lap	Seg.1	Seg.2	Seg.3	Lap Time	km/h	Local Time
Patrik Matthiesen						
1		1'10.804	46.186	3'07.206	87,4	10:55'15.498
2	33.473	48.367	22.015	1'43.855	243,2	10:56'59.353
3	30.339	46.086	21.209	1'37.634	242,7	10:58'36.987
4	29.965	45.415	21.230	1'36.610	243,2	11:00'13.597
5	29.778	45.195	21.372	1'36.345	244,9	11:01'49.942
6	29.665	45.073	21.461	1'36.199	244,9	11:03'26.141
7	29.799	45.543	21.153	1'36.495	242,7	11:05'02.636
8	29.803	45.186	22.038	1'37.027	244,3	11:06'39.663
9	29.846	45.223	21.433	1'36.502	248,8	11:08'16.165
10	29.602	45.303	21.445	1'36.350	243,8	11:09'52.515

12/11/2023

P = Pits In/Out - C = Lap Time Cancelled

Powered by FICr Perugia Timing

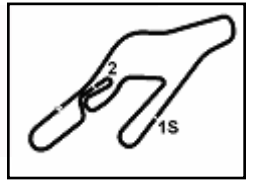
ROGER DUBUIS

HANKOOK
driving emotion



5th Round

PRO-PROAM



PRO - PRO AM - Pit Times Race 1

Autodromo Vallelunga 4.085 m

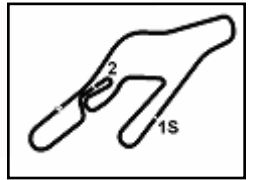
Start: 10:52'08.292 1: 11:12'08.292 / 11:22'08.292

No.	Entrant	Driver		Race Time	Local Time	Pit Time	Ref. Time	Difference	Penalty
6	VSR	M.MICHELOTTO	Pit IN	29'37.536	11:21'45.828				
		G.STADSBADER	PIT OUT	31'08.798	11:23'17.090	1'31.262 (1)	1'30.000		
7	Valkre Lucas	J.LENEUTRE	Pit IN	21'04.872	11:13'13.164				
			PIT OUT	22'38.484	11:14'46.776	1'33.612 (1)	1'30.000		
9	Target Racing	L.ALI	Pit IN	25'05.055	11:17'13.347				
		O.SÖDERSTRÖM	PIT OUT	26'37.515	11:18'45.807	1'32.460 (1)	1'30.000		
10	Iron Lynx	R.TESTA	Pit IN	20'25.327	11:12'33.619				
		U.DE WILDE	PIT OUT	21'56.893	11:14'05.185	1'31.566 (1)	1'30.000		
11	Oregon Team	F.BERTO	Pit IN	22'23.225	11:14'31.517				
		A.MAINETTI	PIT OUT	23'53.440	11:16'01.732	1'30.215 (1)	1'30.000		
13	Guerin Stephan	E.MALOIGNE	Pit IN	27'35.006	11:19'43.298				
		S.GUERIN	PIT OUT	29'08.675	11:21'16.967	1'33.669 (1)	1'30.000		
14	Oregon Team	L.PEGORARO	Pit IN	27'05.017	11:19'13.309				
		E.BETTERA	PIT OUT	28'35.894	11:20'44.186	1'30.877 (1)	1'30.000		
15	Target Racing	D.BOLGER	Pit IN	27'00.009	11:19'08.301				
		R.GREENWOOD	PIT OUT	28'33.181	11:20'41.473	1'33.172 (1)	1'30.000		
16	VSR	A.LEWANDOWSKI	Pit IN	20'49.653	11:12'57.945				
		L.SPINELLI	PIT OUT	22'20.670	11:14'28.962	1'31.017 (1)	1'30.000		
20	van den Berg Robert	R.VAN DEN BERG	Pit IN	25'51.114	11:17'59.406				
		B.VAN DEN BERG	PIT OUT	27'23.926	11:19'32.218	1'32.812 (1)	1'30.000		
			Pit IN	36'44.789	11:28'53.081				
			PIT OUT	38'41.801	11:30'50.093	1'57.012			
			Pit IN	43'45.893	11:35'54.185				
27	Tribaudini Stephane		PIT OUT	44'17.493	11:36'25.785	31.600			
		S.TRIBAUDINI	Pit IN	22'15.721	11:14'24.013				
		L.CABIROU	PIT OUT	23'46.049	11:15'54.341	1'30.328 (1)	1'30.000		
28	Bonduel Amaury	A.BONDUEL	Pit IN	23'28.437	11:15'36.729				
			PIT OUT	25'03.103	11:17'11.395	1'34.666 (1)	1'33.000		
33	Bonaldi Motorsport	A.EATON	Pit IN	20'41.806	11:12'50.098				
		D.ARROW	PIT OUT	22'12.165	11:14'20.457	1'30.359 (1)	1'30.000		
42	AKF Motorsport	S.FREYMUTH	Pit IN	17'33.105	11:09'41.397				
			PIT OUT	18'04.963	11:10'13.255	31.858			
			Pit IN	26'03.935	11:18'12.227				
			PIT OUT	27'39.081	11:19'47.373	1'35.146 (1)	1'33.000		
44	Oregon Team	P.EBRAHIM	Pit IN	20'31.085	11:12'39.377				
		G.PUJEU BEYA	PIT OUT	22'01.977	11:14'10.269	1'30.892 (1)	1'30.000		
50	DL Consulting	R.IANNIELLO	Pit IN	26'45.991	11:18'54.283				
			PIT OUT	28'16.875	11:20'25.167	1'30.884 (1)	1'30.000		
51	Imperiale Sport Car Service	G.POLLINI	Pit IN	26'50.767	11:18'59.059				
		M.POLLINI	PIT OUT	28'25.692	11:20'33.984	1'34.925 (1)	1'30.000		
61	Oregon Team	M.MORETTI	Pit IN	23'52.195	11:16'00.487				
		S.BALTHASAR	PIT OUT	25'36.039	11:17'44.331	1'43.844 (1)	1'30.000		
66	MicaneK Motorsport ACCR Tear	K.BASZ	Pit IN	19'00.937	11:11'09.229				
			PIT OUT	19'32.235	11:11'40.527	31.298			
			Pit IN	29'06.101	11:21'14.393				
		B.FORMANEK	PIT OUT	30'36.380	11:22'44.672	1'30.279 (1)	1'30.000		
68	DL Consulting	L.SEGÙ	Pit IN	28'27.042	11:20'35.334				
		D.LOCANTO	PIT OUT	29'56.711	11:22'05.003	1'29.669 (1)	1'30.000	0.331	0.993



5th Round

PRO-PROAM



PRO - PRO AM - Pit Times Race 1

Autodromo Vallelunga 4.085 m

Start: 10:52'08.292 1: 11:12'08.292 / 11:22'08.292

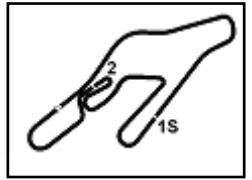
No.	Entrant	Driver		Race Time	Local Time	Pit Time	Ref. Time	Difference	Penalty	
75	ART Line	S.ABKHAZAVA	Pit IN	21'04.004	11:13'12.296					
			E.ORUDZHEV	PIT OUT	22'39.682	11:14'47.974	1'35.678 (1)	1'30.000		
				Pit IN	30'51.106	11:22'59.398				
				PIT OUT	33'01.066	11:25'09.358	2'09.960			
78	Iron Lynx	E.ZONZINI	Pit IN	28'19.620	11:20'27.912					
			E.COLOMBINI	PIT OUT	29'50.511	11:21'58.803	1'30.891 (1)	1'30.000		
81	Target Racing	A.AU	Pit IN	21'05.625	11:13'13.917					
			F.SCHANDORFF	PIT OUT	22'36.705	11:14'44.997	1'31.080 (1)	1'30.000		
86	Leipert Motorsport	B.LEITCH	Pit IN	20'44.557	11:12'52.849					
				PIT OUT	22'17.374	11:14'25.666	1'32.817 (1)	1'33.000	0.183	0.549
89	Iron Lynx	Y.BUURMAN	Pit IN	28'31.697	11:20'39.989					
			N.SCHOONDERWOERD	PIT OUT	30'03.406	11:22'11.698	1'31.709 (1)	1'30.000		
92	Scuderia Villorba Corse	M.BLANCHEMAIN	Pit IN	21'02.768	11:13'11.060					
			J.PLA	PIT OUT	22'33.884	11:14'42.176	1'31.116 (1)	1'30.000		
95	VSR	M.PAVERUD	Pit IN	27'02.673	11:19'10.965					
				PIT OUT	28'34.069	11:20'42.361	1'31.396 (1)	1'30.000		
99	Leipert Motorsport	P.MATTHIESEN	Pit IN	25'36.129	11:17'44.421					
			Y.WAGNER	PIT OUT	27'05.223	11:19'13.515	1'29.094 (1)	1'30.000	0.906	2.718
71	Brutal Fish Racing Team	Edoardo Liberati								



5th Round

5.7

PRO-PROAM

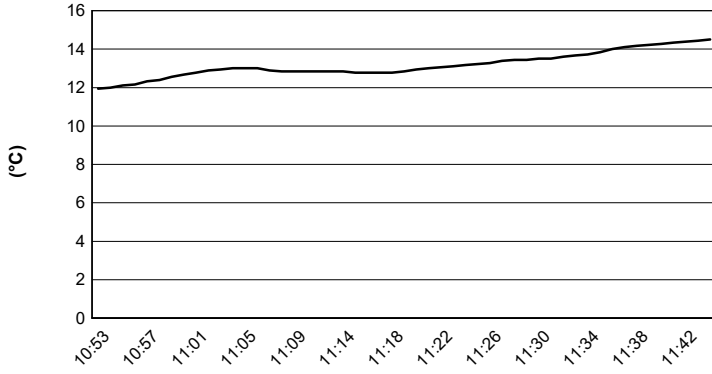


Autodromo Vallelunga 4.085 m

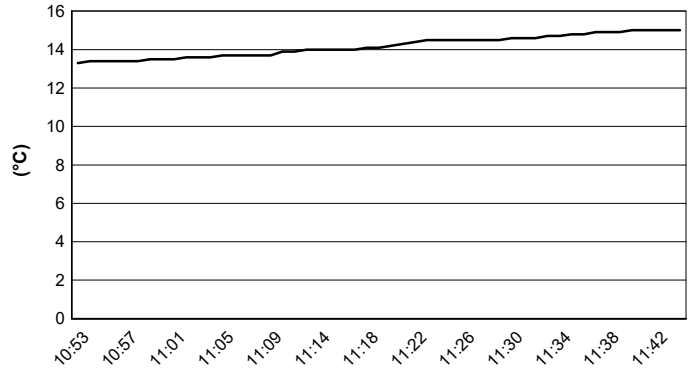
PRO - PRO AM - Weather Report Race 1

Session started 10:53 - Session ended 11:45

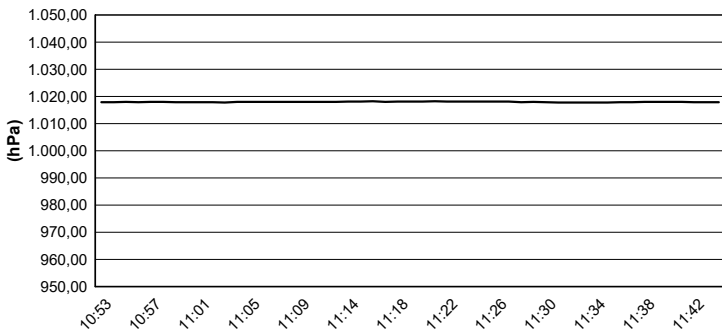
Air Temperature



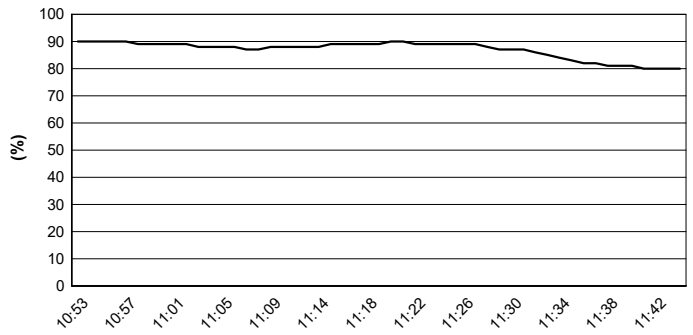
Track Temperature



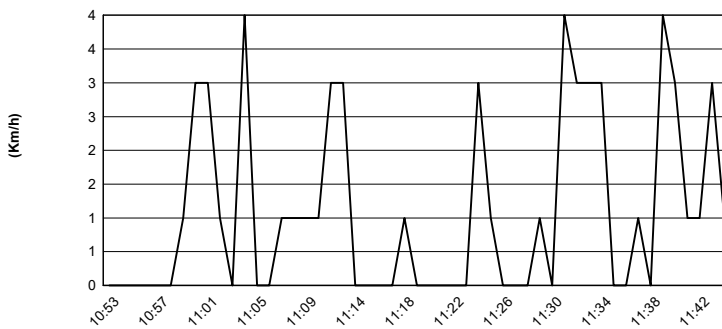
Air Pressure



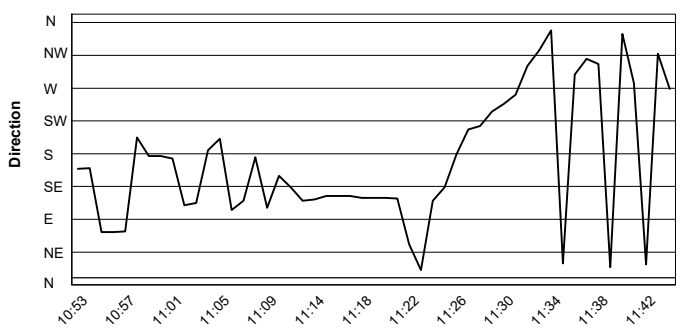
Humidity



Wind Speed



Wind Direction

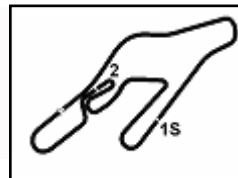


12/11/2023

Powered by FICr Perugia Timing

ROGER DUBUIS

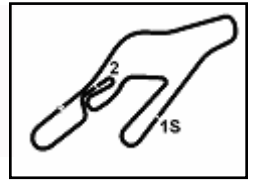




PRO - PRO AM - Starting Grid - Race 1 (Duration: 50')

Autodromo Vallelunga 4.085 m

15	71	LIBERATI E. Brutal Fish Racing Team	Huracán		
14	81	AU A. Target Racing	Huracán	1'36.092	
13	7	VALKRE L. Arkadia Racing	Huracán	1'35.552	
12	92	BLANCHEMAIN M. Scuderia Villorba Corse	Huracán	1'35.500	
11	33	EATON A. Rebelleo by Bonaldi Motorsport	Huracán	1'34.695	
10	16	LEWANDOWSKI A. VSR	Huracán	1'34.624	
9	14	PEGORARO L. Oregon Team	Huracán	1'34.262	
8	95	PAVERUD M. VSR	Huracán	1'34.252	
7	44	EBRAHIM P. Oregon Team	Huracán	1'34.144	
6	89	BUURMAN Y. Iron Lynx	Huracán	1'34.137	
5	50	IANNIELLO R. Lamborghini Roma by DL Racing	Huracán	1'34.085	
4	68	SEGÙ L. Lamborghini Roma by DL Racing	Huracán	1'33.783	
3	61	MORETTI M. Oregon Team	Huracán	1'33.640	
2	28	BONDUEL A. BDR Competition by Grupo Prom	Huracán	1'33.500	
1	6	MICHELOTTO M. VSR	Huracán	1'32.756	
	75	ABKHAZAVA S. ART Line	Huracán	1'37.696	
	20	VAN DEN BERG R. HBR Motorsport	Huracán	1'35.553	
	42	FREYMUTH S. AKF Motorsport	Huracán	1'35.500	
	99	MATTHIESEN P. Leipert Motorsport	Huracán	1'34.923	
	27	TRIBAUDINI S. CMR	Huracán	1'34.636	
	11	BERTO F. Oregon Team	Huracán	1'34.502	
	66	BASZ K. MicaneK Motorsport ACCR Team	Huracán	1'34.258	
	13	MALOIGNE E. Arkadia Racing	Huracán	1'34.154	
	15	BOLGER D. Lamborghini Stuttgart by Targe	Huracán	1'34.137	
	9	ALI L. Target Racing	Huracán	1'34.097	
	51	POLLINI G. Imperiale Racing	Huracán	1'34.050	
	86	LEITCH B. Leipert Motorsport	Huracán	1'33.662	
	10	TESTA R. Iron Lynx	Huracán	1'33.568	
	78	ZONZINI E. Iron Lynx	Huracán	1'33.491	



PRO - PRO AM - Starting Grid - Race 1 (Duration: 50')

Autodromo Vallelunga 4.085 m

15	71	LIBERATI E. Brutal Fish Racing Team	Huracán		
14	81	AU A. Target Racing	Huracán 1'36.092	75	ABKHAZAVA S. ART Line
13	7	VALKRE L. Arkadia Racing	Huracán 1'35.552	20	VAN DEN BERG R. HBR Motorsport
12	92	BLANCHEMAIN M. Scuderia Villorba Corse	Huracán 1'35.500	42	FREYMUTH S. AKF Motorsport
11	33	EATON A. Rebelleo by Bonaldi Motorsport	Huracán 1'34.695	99	MATTHIESEN P. Leipert Motorsport
10	16	LEWANDOWSKI A. VSR	Huracán 1'34.624	27	TRIBAUDINI S. CMR
9	14	PEGORARO L. Oregon Team	Huracán 1'34.262	11	BERTO F. Oregon Team
8	95	PAVERUD M. VSR	Huracán 1'34.252	66	BASZ K. Micanek Motorsport ACCR Team
7	44	EBRAHIM P. Oregon Team	Huracán 1'34.144	13	MALOIGNE E. Arkadia Racing
6	89	BUURMAN Y. Iron Lynx	Huracán 1'34.137	15	BOLGER D. Lamborghini Stuttgart by Targe
5	50	IANNIELLO R. Lamborghini Roma by DL Racing	Huracán 1'34.085	9	ALI L. Target Racing
4	68	SEGÙ L. Lamborghini Roma by DL Racing	Huracán 1'33.783	51	POLLINI G. Imperiale Racing
3	61	MORETTI M. Oregon Team	Huracán 1'33.640	86	LEITCH B. Leipert Motorsport
2	28	BONDUEL A. BDR Competition by Grupo Prom	Huracán 1'33.500	10	TESTA R. Iron Lynx
1	6	MICHELOTTO M. VSR	Huracán 1'32.756	78	ZONZINI E. Iron Lynx