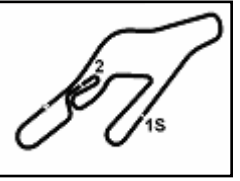


5<sup>th</sup> Round

5.1

AM-LC

FINAL



## AM - LC - Results Subjudice Race 1

Autodromo Vallelunga 4.085 m

Laps 29 = 118,465 km - Avg 142,058 km/h - Race Time 50'02.119

No.	Driver 1 Entrant	Driver 2 Team	Car	Class	Laps	Time	Gap	Rel.	Fastest Lap
1	<b>60 ANAPOLI Giovanni (ITA) 1'36.334</b> VSR	<b>RANDAZZO Piergiacomo (ITA)</b> VSR	Huracán ST EVO 2	AM	29	50'02.119		26	1'36.333
2	<b>2 FELIGIONI Pierre (BEL) 1'37.062</b> BOUTSEN VDS	<b>KUPPENS Renaud (BEL)</b> Boutsen VDS	Huracán ST EVO 2	AM	29	50'08.188	<b>6.069</b>	<b>6.069</b>	20 1'36.060
3	<b>21 RINDONE Gabriel (ITA)</b> LEIPERT MOTORSPORT	Leipert Motorsport	Huracán ST EVO 2	AM	29	50'08.738	<b>6.619</b>	<b>0.550</b>	21 1'35.713
4	<b>18 DUBELLY Elie (FRA) 1'37.576</b> BOUTSEN VDS	<b>MEYUHAS Rooe (USA)</b> Boutsen VDS	Huracán ST EVO 2	AM	29	50'09.545	<b>7.426</b>	<b>0.807</b>	14 <b>1'35.497</b>
5	<b>63 PIGUET Julien (FRA) 1'36.612</b> PIGUET JULIEN	<b>VARUTTI Alban (FRA)</b> Autovitesse	Huracán ST EVO 2	AM	29	50'15.854	<b>13.735</b>	<b>6.309</b>	21 1'36.171
6P	<b>62 BADAWY Ibrahim (EGY)</b> DL CONSULTING	Lamborghini Roma by DL Racing	Huracán ST EVO 2	AM	29	50'16.224	<b>14.105</b>	<b>0.370</b>	12 1'36.077
7	<b>5 MOCZULSKI Grzegorz (POL) 1'38.473</b> GT3 POLAND	<b>LEWANDOWSKI Adrian (POL)</b> GT3 Poland	Huracán ST EVO 2	AM	29	50'38.545	<b>36.426</b>	<b>22.321</b>	28 1'36.428
8	<b>88 LI Kerong (CHN) 1'37.783</b> LEIPERT MOTORSPORT	<b>BRUNOT Jean-François (USA)</b> Leipert Motorsport	Huracán ST EVO 2	AM	29	50'41.044	<b>38.925</b>	<b>2.499</b>	12 1'36.786
9	<b>4 GOSELIN Claude-Yves (BEL)</b> IRON LYNX	Iron Lynx	Huracán ST EVO 2	AM	29	50'46.256	<b>44.137</b>	<b>5.212</b>	22 1'36.697
10	<b>90 HARMSSEN Holger (DEU)</b> GT3 POLAND	GT3 Poland	Huracán ST EVO 2	AM	29	50'53.197	<b>51.078</b>	<b>6.941</b>	25 1'37.334
11	<b>65 KREBS Jürgen (DEU)</b> LEIPERT MOTORSPORT	Leipert Motorsport	Huracán ST EVO 2	LC	29	50'57.847	<b>55.728</b>	<b>4.650</b>	10 1'37.382
12	<b>32 BIGLIERI Paolo Leonardo (ITA)</b> BONALDI MOTORSPORT	<b>MATIC Petar (SRB) 1'38.936</b> Bonaldi Motorsport	Huracán ST EVO 2	LC	29	51'16.737	<b>1'14.618</b>	<b>18.890</b>	9 1'36.988
13	<b>8 PRIVITELIO Luciano (SMR) 1'42.308</b> IRON LYNX	<b>PRIVITELIO Donovan (FRA)</b> Iron Lynx	Huracán ST EVO 2	LC	29	51'26.200	<b>1'24.081</b>	<b>9.463</b>	29 1'36.229
14	<b>77 HERNANDEZ ORTEGA Alfredo (MEX)</b> HERNANDEZ ORTEGA ALFREDO	BDR Competition by Grupo Prom	Huracán ST EVO 2	LC	29	51'31.473	<b>1'29.354</b>	<b>5.273</b>	28 1'38.322
15	<b>54 KEATS Jason (CAN) 1'40.411</b> BRUTAL FISH RACING TEAM	<b>MARTIN Charlie (GBR)</b> Brutal Fish Racing Team	Huracán ST EVO 2	LC	28	50'12.338	<b>1 Lap</b>	<b>1 Lap</b>	12 1'38.348
16	<b>40 BAILLY Nigel (BEL) 1'39.249</b> WILFRIED CAZALBON	<b>CAZALBON Wilfried (FRA)</b> CMR	Huracán ST EVO 2	AM	28	50'13.690	<b>1 Lap</b>	<b>1.352</b>	12 1'38.197
17	<b>69 BUTKEVICIUS Audrius (LTU)</b> RD SIGNS RACING TEAM	RD Signs Racing Team	Huracán ST EVO 2	AM	28	50'23.251	<b>1 Lap</b>	<b>9.561</b>	20 1'39.092
18	<b>23 MARTLÉ Mario (BEL) 1'40.966</b> MARTLÉ MARIO	<b>LINTHOUT Kenneth (BEL)</b> Totaalplan Racing	Huracán ST EVO 2	LC	28	50'43.096	<b>1 Lap</b>	<b>19.845</b>	18 1'39.610
19	<b>24 FREYMUTH Oliver (DEU)</b> AKF MOTORSPORT	AKF Motorsport	Huracán ST EVO 2	AM	25	50'56.749	<b>4 Laps</b>	<b>3 Laps</b>	17 1'39.735
----- Not Classified -----									
RET	<b>17 DOMS Serge (BEL)</b> DOMS SERGE	BDR Competition by Grupo Prom	Huracán ST EVO 2	LC	11	20'16.569	<b>18 Laps</b>		11 1'40.685
NS	<b>22 DVORACEK Libor (CZE)</b> MICANEK ACCR TEAM	<b>WAGNER Kurt (DEU)</b> MicaneK Motorsport ACCR Team	Huracán ST EVO 2	LC					

Starting: 21 Classified: 19 Not Classified: 0 Retired: 1 Not Started: 1  
 Fastest Lap N. 14 No. 18 Rooe Meyuhas Time 1'35.497 Avg. 153,994 Km/h

Results Subjudice for intention of appeal to the Stewards decision n. 9

Humidity:	92%	AIR	9°C
Condition:	WET	Temp:	11°C

## Penalty and Infringement

10.04 **62 DL Consulting** 10 sec Time Penalty - causing a collision Stewards decision n.9

Stewards : Alessandro Tibiletti Alice Scutellà Franco Leoni

12/11/2023 Start 09:32 End 10:24

Powered by FICr Perugia Timing

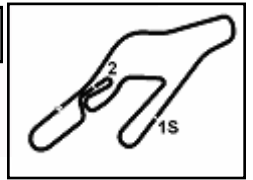
ROGER DUBUIS

**HANKOOK**  
driving emotion



# 5<sup>th</sup> Round

5.2  
AM-LC



## AM - LC - Results by Class Race 1

Autodromo Vallelunga 4.085 m

### AM

Laps 29 = 118,465 km - Avg 142,058 km/h - Race Time 50'02.119

No.	Driver 1 Entrant	Driver 2 Team	Car	Laps	Time	Gap	Rel.	Fastest Lap
1	<b>60 ANAPOLI Giovanni (ITA)</b> 1'36.334 VSR	<b>RANDAZZO Piergiacomo (ITA)</b> VSR	Huracán ST EVO 2	29	50'02.119		26	1'36.333
2	<b>2 FELIGIONI Pierre (BEL)</b> 1'37.062 BOUTSEN VDS	<b>KUPPENS Renaud (BEL)</b> Boutsen VDS	Huracán ST EVO 2	29	50'08.188	<b>6.069</b>	<b>6.069</b> 20	1'36.060
3	<b>21 RINDONE Gabriel (ITA)</b> LEIPERT MOTORSPORT	Leipert Motorsport	Huracán ST EVO 2	29	50'08.738	<b>6.619</b>	<b>0.550</b> 21	1'35.713
4	<b>18 DUBELLY Elie (FRA)</b> 1'37.576 BOUTSEN VDS	<b>MEYUHAS Rooe (USA)</b> Boutsen VDS	Huracán ST EVO 2	29	50'09.545	<b>7.426</b>	<b>0.807</b> 14	1'35.497
5	<b>63 PIGUET Julien (FRA)</b> 1'36.612 PIGUET JULIEN	<b>VARUTTI Alban (FRA)</b> Autovitesse	Huracán ST EVO 2	29	50'15.854	<b>13.735</b>	<b>6.309</b> 21	1'36.171
6P	<b>62 BADAWY Ibrahim (EGY)</b> DL CONSULTING	Lamborghini Roma by DL Racing	Huracán ST EVO 2	29	50'16.224	<b>14.105</b>	<b>0.370</b> 12	1'36.077
7	<b>5 MOCZULSKI Grzegorz (POL)</b> 1'38.473 GT3 POLAND	<b>LEWANDOWSKI Adrian (POL)</b> GT3 Poland	Huracán ST EVO 2	29	50'38.545	<b>36.426</b>	<b>22.321</b> 28	1'36.428
8	<b>88 LI Kerong (CHN)</b> 1'37.783 LEIPERT MOTORSPORT	<b>BRUNOT Jean-François (USA)</b> Leipert Motorsport	Huracán ST EVO 2	29	50'41.044	<b>38.925</b>	<b>2.499</b> 12	1'36.786
9	<b>4 GOSSELIN Claude-Yves (BEL)</b> IRON LYNX	Iron Lynx	Huracán ST EVO 2	29	50'46.256	<b>44.137</b>	<b>5.212</b> 22	1'36.697
10	<b>90 HARMSSEN Holger (DEU)</b> GT3 POLAND	GT3 Poland	Huracán ST EVO 2	29	50'53.197	<b>51.078</b>	<b>6.941</b> 25	1'37.334
11	<b>40 BAILLY Nigel (BEL)</b> 1'39.249 WILFRIED CAZALBON	<b>CAZALBON Wilfried (FRA)</b> CMR	Huracán ST EVO 2	28	50'13.690	<b>1 Lap</b>	<b>1 Lap</b> 12	1'38.197
12	<b>69 BUTKEVICIUS Audrius (LTU)</b> RD SIGNS RACING TEAM	RD Signs Racing Team	Huracán ST EVO 2	28	50'23.251	<b>1 Lap</b>	<b>9.561</b> 20	1'39.092
13	<b>24 FREYMUTH Oliver (DEU)</b> AKF MOTORSPORT	AKF Motorsport	Huracán ST EVO 2	25	50'56.749	<b>4 Laps</b>	<b>3 Laps</b> 17	1'39.735

Starting: 13 Classified: 13 Not Classified: 0 Retired: 0 Not Started: 0  
Fastest Lap N. 14 No. 18 Rooe Meyuhas Time 1'35.497 Avg. 153,994 Km/h

### LC

Laps 29 = 118,465 km - Avg 139,469 km/h - Race Time 50'57.847

No.	Driver 1 Entrant	Driver 2 Team	Car	Laps	Time	Gap	Rel.	Fastest Lap
1	<b>65 KREBS Jürgen (DEU)</b> LEIPERT MOTORSPORT	Leipert Motorsport	Huracán ST EVO 2	29	50'57.847		10	1'37.382
2	<b>32 BIGLIERI Paolo Leonardo (ITA)</b> BONALDI MOTORSPORT	<b>MATIC Petar (SRB)</b> 1'38.936 Bonaldi Motorsport	Huracán ST EVO 2	29	51'16.737	<b>18.890</b>	<b>18.890</b> 9	1'36.988
3	<b>8 PRIVITELIO Luciano (SMR)</b> 1'42.308 IRON LYNX	<b>PRIVITELIO Donovan (FRA)</b> Iron Lynx	Huracán ST EVO 2	29	51'26.200	<b>28.353</b>	<b>9.463</b> 29	1'36.229
4	<b>77 HERNANDEZ ORTEGA Alfredo (MEX)</b> HERNANDEZ ORTEGA ALFREDO	BDR Competition by Grupo Prom	Huracán ST EVO 2	29	51'31.473	<b>33.626</b>	<b>5.273</b> 28	1'38.322
5	<b>54 KEATS Jason (CAN)</b> 1'40.411 BRUTAL FISH RACING TEAM	<b>MARTIN Charlie (GBR)</b> Brutal Fish Racing Team	Huracán ST EVO 2	28	50'12.338	<b>1 Lap</b>	<b>1 Lap</b> 12	1'38.348
6	<b>23 MARTLÉ Mario (BEL)</b> 1'40.966 MARTLÉ MARIO	<b>LINTHOUT Kenneth (BEL)</b> Totaalplan Racing	Huracán ST EVO 2	28	50'43.096	<b>1 Lap</b>	<b>30.758</b> 18	1'39.610
----- Not Classified -----								
RET	<b>17 DOMS Serge (BEL)</b> DOMS SERGE	BDR Competition by Grupo Prom	Huracán ST EVO 2	11	20'16.569	<b>18 Laps</b>	11	1'40.685
NS	<b>22 DVORACEK Libor (CZE)</b> MICANEK ACCR TEAM	<b>WAGNER Kurt (DEU)</b> Micanek Motorsport ACCR Team	Huracán ST EVO 2					

Starting: 8 Classified: 6 Not Classified: 0 Retired: 1 Not Started: 1  
Fastest Lap N. 29 No. 8 Donovan Privitelio Time 1'36.229 Avg. 152,823 Km/h

Humidity:	92%	AIR	9°C
Condition:	WET	Temp:	11°C

Clerk of the Course : Gianfranco Bonifacio

Race Director : Alain Adam

Start 09:32 End 10:24  
12/11/2023

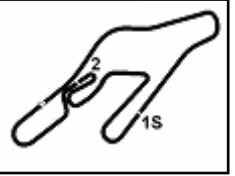
Powered by FICr Perugia Timing

ROGER DUBUIS

HANKOOK  
driving emotion



# 5<sup>th</sup> Round

**5.3**
**AM-LC**


## AM - LC - Best Sectors and Speed Race 1

Autodromo Vallelunga 4.085 m

**RESULTS**

1	<b>60 RANDAZZO</b> Piergiacomo	Huracán ST EVO 2	Laps 29
2	<b>2 KUPPENS</b> Renaud	Huracán ST EVO 2	6.069
3	<b>21 RINDONE</b> Gabriel	Huracán ST EVO 2	6.619
4	<b>18 MEYUHAS</b> Rooe	Huracán ST EVO 2	7.426
5	<b>63 VARUTTI</b> Alban	Huracán ST EVO 2	13.735
6	<b>62 BADAWY</b> Ibrahim	Huracán ST EVO 2	14.105
7	<b>5 LEWANDOWSKI</b> Adrian	Huracán ST EVO 2	36.426
8	<b>88 LI</b> Kerong	Huracán ST EVO 2	38.925
9	<b>4 GOSSELIN</b> Claude-Yves	Huracán ST EVO 2	44.137
10	<b>90 HARMSSEN</b> Holger	Huracán ST EVO 2	51.078
11	<b>65 KREBS</b> Jürgen	Huracán ST EVO 2	55.728
12	<b>32 MATIC</b> Petar	Huracán ST EVO 2	1'14.618
13	<b>8 PRIVITELIO</b> Donovan	Huracán ST EVO 2	1'24.081
14	<b>77 HERNANDEZ ORTEGA</b> Alfred	Huracán ST EVO 2	1'29.354
15	<b>54 KEATS</b> Jason	Huracán ST EVO 2	1 Lap
16	<b>40 BAILLY</b> Nigel	Huracán ST EVO 2	1 Lap
17	<b>69 BUTKEVICIUS</b> Audrius	Huracán ST EVO 2	1 Lap
18	<b>23 LINTHOUT</b> Kenneth	Huracán ST EVO 2	1 Lap
19	<b>24 FREYMUTH</b> Oliver	Huracán ST EVO 2	4 Laps
RET	<b>17 DOMS</b> Serge	Huracán ST EVO 2	18 Laps
NS	<b>22 WAGNER</b> Kurt	Huracán ST EVO 2	

**SPEED**

1	<b>17 DOMS</b> Serge	Huracán ST EVO 2	247,1
2	<b>4 GOSSELIN</b> Claude-Yves	Huracán ST EVO 2	246,6
3	<b>5 LEWANDOWSKI</b> Adrian	Huracán ST EVO 2	246,6
4	<b>21 RINDONE</b> Gabriel	Huracán ST EVO 2	246,6
5	<b>23 LINTHOUT</b> Kenneth	Huracán ST EVO 2	246,6
6	<b>32 MATIC</b> Petar	Huracán ST EVO 2	246,0
7	<b>63 VARUTTI</b> Alban	Huracán ST EVO 2	245,5
8	<b>2 KUPPENS</b> Renaud	Huracán ST EVO 2	245,5
9	<b>8 PRIVITELIO</b> Donovan	Huracán ST EVO 2	245,5
10	<b>24 FREYMUTH</b> Oliver	Huracán ST EVO 2	244,9
11	<b>90 HARMSSEN</b> Holger	Huracán ST EVO 2	244,3
12	<b>18 MEYUHAS</b> Rooe	Huracán ST EVO 2	244,3
13	<b>60 RANDAZZO</b> Piergiacomo	Huracán ST EVO 2	243,8
14	<b>62 BADAWY</b> Ibrahim	Huracán ST EVO 2	243,8
15	<b>65 KREBS</b> Jürgen	Huracán ST EVO 2	243,2
16	<b>77 HERNANDEZ ORTEGA</b> Alfred	Huracán ST EVO 2	243,2
17	<b>88 LI</b> Kerong	Huracán ST EVO 2	242,7
18	<b>54 KEATS</b> Jason	Huracán ST EVO 2	242,2
19	<b>40 BAILLY</b> Nigel	Huracán ST EVO 2	241,6
20	<b>69 BUTKEVICIUS</b> Audrius	Huracán ST EVO 2	240,0

**SEG. 1**

1	<b>2 KUPPENS</b> Renaud	29.358
2	<b>8 PRIVITELIO</b> Donovan	29.386
3	<b>18 MEYUHAS</b> Rooe	29.462
4	<b>21 RINDONE</b> Gabriel	29.484
5	<b>62 BADAWY</b> Ibrahim	29.619
6	<b>60 RANDAZZO</b> Piergiacomo	29.686
7	<b>32 MATIC</b> Petar	29.734
8	<b>63 VARUTTI</b> Alban	29.737
9	<b>88 LI</b> Kerong	29.820
10	<b>65 KREBS</b> Jürgen	29.899
11	<b>90 HARMSSEN</b> Holger	29.907
12	<b>4 GOSSELIN</b> Claude-Yves	29.983
13	<b>5 LEWANDOWSKI</b> Adrian	30.044
14	<b>54 KEATS</b> Jason	30.199
15	<b>40 BAILLY</b> Nigel	30.318
16	<b>77 HERNANDEZ ORTEGA</b>	30.464
17	<b>69 BUTKEVICIUS</b> Audrius	30.685
18	<b>24 FREYMUTH</b> Oliver	30.956
19	<b>23 LINTHOUT</b> Kenneth	31.004
20	<b>17 DOMS</b> Serge	31.231

**SEG. 2**

1	<b>5 LEWANDOWSKI</b> Adrian	44.458
2	<b>18 MEYUHAS</b> Rooe	44.623
3	<b>62 BADAWY</b> Ibrahim	44.811
4	<b>21 RINDONE</b> Gabriel	44.837
5	<b>63 VARUTTI</b> Alban	44.895
6	<b>4 GOSSELIN</b> Claude-Yves	44.930
7	<b>32 MATIC</b> Petar	45.073
8	<b>60 RANDAZZO</b> Piergiacomo	45.119
9	<b>2 KUPPENS</b> Renaud	45.248
10	<b>65 KREBS</b> Jürgen	45.354
11	<b>8 PRIVITELIO</b> Donovan	45.374
12	<b>88 LI</b> Kerong	45.452
13	<b>90 HARMSSEN</b> Holger	45.511
14	<b>54 KEATS</b> Jason	45.865
15	<b>77 HERNANDEZ ORTEGA</b>	45.950
16	<b>69 BUTKEVICIUS</b> Audrius	46.041
17	<b>23 LINTHOUT</b> Kenneth	46.051
18	<b>40 BAILLY</b> Nigel	46.124
19	<b>24 FREYMUTH</b> Oliver	46.738
20	<b>17 DOMS</b> Serge	47.132

**SEG. 3**

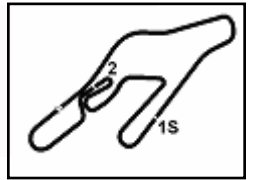
1	<b>63 VARUTTI</b> Alban	21.076
2	<b>2 KUPPENS</b> Renaud	21.098
3	<b>21 RINDONE</b> Gabriel	21.177
4	<b>18 MEYUHAS</b> Rooe	21.191
5	<b>5 LEWANDOWSKI</b> Adrian	21.302
6	<b>60 RANDAZZO</b> Piergiacomo	21.306
7	<b>88 LI</b> Kerong	21.393
8	<b>62 BADAWY</b> Ibrahim	21.402
9	<b>8 PRIVITELIO</b> Donovan	21.423
10	<b>4 GOSSELIN</b> Claude-Yves	21.476
11	<b>65 KREBS</b> Jürgen	21.558
12	<b>32 MATIC</b> Petar	21.584
13	<b>40 BAILLY</b> Nigel	21.613
14	<b>90 HARMSSEN</b> Holger	21.632
15	<b>69 BUTKEVICIUS</b> Audrius	21.823
16	<b>24 FREYMUTH</b> Oliver	21.829
17	<b>77 HERNANDEZ ORTEGA</b>	21.908
18	<b>23 LINTHOUT</b> Kenneth	21.956
19	<b>54 KEATS</b> Jason	22.034
20	<b>17 DOMS</b> Serge	22.188



# 5<sup>th</sup> Round

5.4

AM-LC



Autodromo Vallelunga 4.085 m

## AM - LC - Lap Chart Race 1

	Lap																													
	1	2	3	4	5	6	7	8	9	10	11	12	13	14	15	16	17	18	19	20	21	22	23	24	25	26	27	28	29	
1	62	60	60	60	60	60	60	60	60	60	60	60	60	60	88	88	60	60	60	60	60	60	60	60	60	60	60	60	60	60
2	60	63	63	63	63	63	63	63	63	63	63	63	88	88	32	60	88	62	62	62	62	62	62	62	62	62	62	62	62	62
3	2	62	62	62	62	62	62	62	62	62	62	62	32	32	90	62	62	63	63	2	2	2	2	2	2	2	2	2	2	
4	32	88	88	88	88	88	88	88	88	88	88	88	90	90	54	63	63	2	2	21	21	21	21	21	21	21	21	21	21	
5	18	2	2	2	2	2	2	2	2	2	2	2	21	40	40	60	2	2	21	21	18	18	18	18	18	18	18	18	18	
6	21	32	32	32	32	32	32	32	32	32	32	21	65	54	54	23	21	21	18	18	63	63	63	63	63	63	63	63	63	
7	63	21	21	21	21	21	21	21	21	21	21	18	32	77	23	62	18	18	88	88	88	88	88	88	88	88	88	88	5	
8	88	18	18	18	18	18	18	18	18	18	65	90	69	62	63	65	65	65	65	65	65	65	65	65	65	5	5	5	88	
9	65	65	65	65	65	65	65	65	65	65	32	40	23	63	2	32	5	5	5	5	5	5	5	5	5	65	4	4	4	
10	5	90	90	90	90	90	90	90	90	90	90	54	62	2	21	90	4	4	4	4	4	4	4	4	4	65	65	90	90	
11	90	40	40	40	40	40	40	40	40	40	40	4	63	21	18	5	90	90	90	90	90	90	90	90	90	90	90	90	65	
12	40	54	54	54	54	54	54	54	54	54	54	77	21	18	65	4	32	32	32	32	32	32	32	32	32	32	32	32	32	
13	69	5	5	5	5	5	5	5	5	5	5	69	2	65	5	54	54	54	54	77	77	77	77	77	77	77	77	8	8	
14	54	77	77	77	77	4	4	4	4	4	4	23	65	5	4	77	77	77	77	54	54	54	54	8	8	8	77	77	77	
15	77	8	17	4	4	77	77	77	77	77	77	2	18	4	40	40	40	40	40	40	40	40	40	8	54	54	54	54	54	
16	24	17	4	17	17	17	17	17	17	17	17	18	4	77	77	69	8	8	8	8	8	8	8	40	40	40	40	40	40	
17	8	24	8	8	8	8	69	69	69	69	69	5	5	69	69	8	69	69	69	69	69	69	69	69	69	69	69	69	69	
18	23	4	69	69	69	69	8	8	8	8	8	23	8	8	8	23	23	23	23	23	23	23	23	23	23	23	23	23	23	
19	17	69	24	23	23	23	23	23	23	23	8	24	24	24	24	24	24	24	24	24	24	24	24	24	24	24	24	24	24	
20	4	23	23	24	24	24	24	24	24	24	24	24	24	24	24	24	24	24	24	24	24	24	24	24	24	24	24	24	24	

Final Result			
1	60	VSR	Laps 29
2	2	BOUTSEN VDS	6.069
3	21	LEIPERT MOTORSP0	6.619
4	18	BOUTSEN VDS	7.426
5	63	PIGUET JULIEN	13.735
6	62	DL CONSULTING (P)	14.105
7	5	GT3 POLAND	36.426
8	88	LEIPERT MOTORSP0	38.925
9	4	IRON LYNX	44.137
10	90	GT3 POLAND	51.078
11	65	LEIPERT MOTORSP0	55.728
12	32	BONALDI MOTORSP0	1'14.618
13	8	IRON LYNX	1'24.081
14	77	HERNANDEZ ORTEG	1'29.354
15	54	BRUTAL FISH RACIN	1 Lap
16	40	WILFRIED CAZALBO	1 Lap
17	69	RD SIGNS RACING T	1 Lap
18	23	MARTLÉ MARIO	1 Lap
19	24	AKF MOTORSPORT	4 Laps
RET	17	DOMS SERGE	18 Laps
NS	22	MICANEK ACCR TEA	

Powered by FICr Perugia Timing

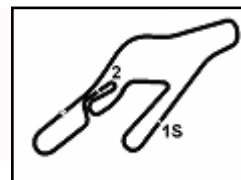
ROGER DUBUIS





# 5th Round

5.5  
AM-LC



## AM - LC - Chronological Analysis Race 1

Autodromo Vallelunga 4.085 m

Start at 9:32'15.293

1 / 6

2 Boutsen VDS (1'36.060)						
Lap	Seg.1	Seg.2	Seg.3	Lap Time	km/h	Local Time
Pierre Feligioni						
1		1'30.230	46.867	3'04.072	145,9	9:35'19.365
2	34.559	48.505	22.995	1'46.059	236,3	9:37'05.424
3	31.289	47.939	22.733	1'41.961	237,9	9:38'47.385
4	31.156	47.271	22.487	1'40.914	239,5	9:40'28.299
5	31.057	46.266	22.165	1'39.488	238,9	9:42'07.787
6	30.663	46.159	21.801	1'38.623	240,5	9:43'46.410
7	30.353	45.602	21.467	1'37.422	242,2	9:45'23.832
8	30.141	45.719	21.548	1'37.408	241,1	9:47'01.240
9	30.069	45.983	21.361	1'37.413	242,2	9:48'38.653
10	30.014	45.892	21.464	1'37.370	243,2	9:50'16.023
11	29.667	45.887	21.508	1'37.062	243,2	9:51'53.085
Renaud Kuppens						
12	29.957	45.843	1'47.556	3'03.356P	242,2	9:54'56.441
13	34.065	45.846	21.936	1'41.847P	242,7	9:56'38.288
14	29.884	45.331	21.348	1'36.563	241,1	9:58'14.851
15	29.912	45.360	21.250	1'36.522	241,1	9:59'51.373
16	29.738	45.711	21.344	1'36.793	244,3	10:01'28.166
17	29.768	45.553	21.103	1'36.424	242,7	10:03'04.590
18	29.989	45.248	21.289	1'36.526	242,2	10:04'41.116
19	29.579	45.488	21.098	1'36.165	242,2	10:06'17.281
20	29.432	45.429	21.199	1'36.060	243,8	10:07'53.341
21	29.358	45.365	21.440	1'36.163	244,9	10:09'29.504
22	30.138	45.499	21.298	1'36.935	244,3	10:11'06.439
23	29.414	45.429	21.434	1'36.277	244,9	10:12'42.716
24	29.579	45.597	21.203	1'36.379	242,2	10:14'19.095
25	29.677	45.863	21.443	1'36.983	245,5	10:15'56.078
26	29.559	45.516	21.500	1'36.575	242,7	10:17'32.653
27	29.630	45.755	21.192	1'36.577	243,2	10:19'09.230
28	29.649	45.705	22.000	1'37.354	242,2	10:20'46.584
29	29.795	45.713	21.389	1'36.897	242,7	10:22'23.481
Race Time 50'08.188						

25	30.200	45.372	21.533	1'37.105	244,9	10:16'28.160
26	30.451	45.676	21.545	1'37.672	243,2	10:18'05.832
27	31.523	46.262	21.666	1'39.451	241,1	10:19'45.283
28	30.347	45.824	21.744	1'37.915	245,5	10:21'23.198
29	30.369	46.113	21.869	1'38.351	246,0	10:23'01.549
Race Time 50'46.256						

4 Iron Lynx (1'36.697)						
Lap	Seg.1	Seg.2	Seg.3	Lap Time	km/h	Local Time
Claude-Yves Gosselin						
1		1'18.571	39.058	3'06.602	237,9	9:35'21.895
2	37.095	51.866	24.026	1'52.987	238,4	9:37'14.882
3	33.419	47.607	23.693	1'44.719	238,4	9:38'59.601
4	31.823	47.468	22.279	1'41.570	241,1	9:40'41.171
5	31.230	46.371	22.100	1'39.701	242,7	9:42'20.872
6	31.236	46.128	21.944	1'39.308	241,6	9:44'00.180
7	31.112	46.332	22.081	1'39.525	243,2	9:45'39.705
8	30.820	45.573	21.820	1'38.213	243,2	9:47'17.918
9	30.423	45.257	21.635	1'37.315	243,8	9:48'55.233
10	30.100	45.276	22.167	1'37.543	244,3	9:50'32.776
11	30.295	45.928	21.639	1'37.862	243,8	9:52'10.638
12	30.408	45.825	21.725	1'37.958	243,8	9:53'48.596
13	30.260	45.611	1'46.820	3'02.691P	244,9	9:56'51.287
14	36.711	46.052	21.983	1'44.746P	240,0	9:58'36.033
15	30.506	45.814	21.706	1'38.026	243,2	10:00'14.059
16	30.504	45.486	21.783	1'37.773	242,7	10:01'51.832
17	31.526	45.818	21.712	1'39.056	242,7	10:03'30.888
18	30.332	45.490	21.539	1'37.361	243,2	10:05'08.249
19	30.146	45.603	21.730	1'37.479	244,3	10:06'45.728
20	30.099	45.556	21.721	1'37.376	245,5	10:08'23.104
21	30.384	45.404	21.534	1'37.322	244,3	10:10'00.426
22	30.123	44.930	21.644	1'36.697	244,9	10:11'37.123
23	30.108	45.419	21.476	1'37.003	246,6	10:13'14.126
24	29.983	45.376	21.570	1'36.929	244,9	10:14'51.055

5 GT3 Poland (1'36.428)						
Lap	Seg.1	Seg.2	Seg.3	Lap Time	km/h	Local Time
Grzegorz Moczulski						
1		1'23.659	41.219	3'04.926	115,8	9:35'20.219
2	36.390	50.521	23.173	1'50.084	230,3	9:37'10.303
3	32.219	48.378	22.875	1'43.472	239,5	9:38'53.775
4	31.713	47.327	22.449	1'41.489	236,8	9:40'35.264
5	31.640	46.993	22.293	1'40.926	237,9	9:42'16.190
6	31.134	45.749	22.212	1'39.095	241,1	9:43'55.285
7	30.961	46.122	22.240	1'39.323	240,0	9:45'34.608
8	30.650	45.731	22.092	1'38.473	240,0	9:47'13.081
9	30.619	45.956	22.104	1'38.679	242,7	9:48'51.760
10	30.553	46.293	22.529	1'39.375	241,6	9:50'31.135
11	30.486	46.271	21.872	1'38.629	242,7	9:52'09.764
Adrian Lewandowski						
12	30.592	45.554	1'44.152	3'00.298P	242,7	9:55'10.062
13	36.769	45.975	22.924	1'45.668P	237,4	9:56'55.730
14	31.646	45.838	22.168	1'39.652	240,0	9:58'35.382
15	30.587	45.270	22.422	1'38.279	240,0	10:00'13.661
16	30.267	45.048	21.830	1'37.145	241,6	10:01'50.806
17	30.115	44.871	22.061	1'37.047	240,5	10:03'27.853
18	30.350	45.079	21.973	1'37.402	241,6	10:05'05.255
19	30.090	44.458	22.028	1'36.576	241,1	10:06'41.831
20	30.181	45.328	22.059	1'37.568	241,1	10:08'19.399
21	30.164	45.229	22.055	1'37.448	243,2	10:09'56.847
22	30.213	45.968	22.055	1'38.236	241,1	10:11'35.083
23	30.204	45.082	21.897	1'37.183	241,6	10:13'12.266
24	30.222	45.060	21.608	1'36.890	241,6	10:14'49.156
25	30.197	45.042	21.786	1'37.025	242,7	10:16'26.181
26	30.182	45.321	21.551	1'37.054	242,2	10:18'03.235
27	30.224	44.954	21.302	1'36.480	243,8	10:19'39.715
28	30.044	44.915	21.469	1'36.428	246,6	10:21'16.143
29	30.492	45.456	21.747	1'37.695	243,2	10:22'53.838
Race Time 50'38.545						

8 Iron Lynx (1'36.229)						
Lap	Seg.1	Seg.2	Seg.3	Lap Time	km/h	Local Time
Luciano Privitelio						
1		1'23.352	41.177	3'05.984	148,1	9:35'21.277
2	36.193	51.610	24.480	1'52.283	234,3	9:37'13.560
3	32.582	49.056	24.805	1'46.443	240,5	9:39'00.003
4	32.752	49.025	23.604	1'45.381	234,3	9:40'45.384
5	32.512	48.617	23.637	1'44.766	240,5	9:42'30.150
6	32.062	48.695	23.130	1'43.887	241,1	9:44'14.037
7	32.023	48.945	23.361	1'44.329	240,0	9:45'58.366
8	31.747	48.274	23.068	1'43.089	240,0	9:47'41.455
9	31.741	47.619	22.948	1'42.308	240,0	9:49'23.763
10	31.562	48.335	22.813	1'42.710	240,5	9:51'06.473
Donovan Privitelio						
11	31.520	47.926	1'45.160	3'04.606P	241,1	9:54'11.079
12	36.634	46.910	24.048	1'47.592P	240,0	9:55'58.671
13	30.632	46.707	23.028	1'40.367	241,6	9:57'39.038
14	30.464	46.137	22.988	1'39.589	242,2	9:59'18.627
15	30.599	46.916	22.495	1'40.010	241,1	10:00'58.637
16	30.655	46.712	22.304	1'39.671	240,5	10:02'38.308
17	30.483	45.812	21.857	1'38.152	243,2	10:04'16.460

12/11/2023

P = Pits In/Out - C = Lap Time Cancelled

Powered by FICr Perugia Timing

# ROGER DUBUIS

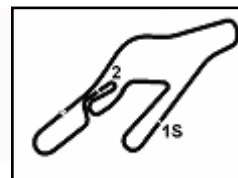
# HANKOOK

driving emotion



# 5th Round

5.5  
AM-LC



## AM - LC - Chronological Analysis Race 1

Autodromo Vallelunga 4.085 m

Start at 9:32'15.293

2 / 6

18	29.729	45.793	21.726	1'37.248	243,2	10:05'53.708
19	29.389	45.745	21.579	1'36.713	244,3	10:07'30.421
20	29.611	45.404	21.674	1'36.689	244,9	10:09'07.110
21	29.833	45.630	21.840	1'37.303	243,8	10:10'44.413
22	29.665	45.652	21.962	1'37.279	244,9	10:12'21.692
23	30.309	45.915	21.727	1'37.951	243,2	10:13'59.643
24	29.825	45.497	21.855	1'37.177	<b>245,5</b>	10:15'36.820
25	29.725	45.757	21.556	1'37.038	244,9	10:17'13.858
26	29.613	46.147	<b>21.423</b>	1'37.183	<b>245,5</b>	10:18'51.041
27	29.717	46.054	21.885	1'37.656	244,9	10:20'28.697
28	29.620	45.509	21.438	1'36.567	244,9	10:22'05.264
29	<b>29.386</b>	<b>45.374</b>	21.469	<b>1'36.229</b>	<b>245,5</b>	10:23'41.493
Race Time 51'26.200						

Race Time 50'09.545

### 21 Leipert Motorsport (1'35.713)

Lap	Seg.1	Seg.2	Seg.3	Lap Time	km/h	Local Time	
Gabriel Rindone							
1		1'28.728		43.987	3'04.452	138,5	9:35'19.745
2	34.711	49.075		22.604	1'46.390	236,3	9:37'06.135
3	31.497	47.821		22.881	1'42.199	238,9	9:38'48.334
4	31.328	47.359		21.983	1'40.670	240,0	9:40'29.004
5	31.096	46.862		21.570	1'39.528	240,0	9:42'08.532
6	30.622	46.425		21.803	1'38.850	241,1	9:43'47.382
7	30.259	45.906		21.442	1'37.607	240,0	9:45'24.989
8	30.395	46.536		21.676	1'38.607	243,2	9:47'03.596
9	30.168	45.949		21.371	1'37.488	242,7	9:48'41.084
10	29.869	45.377		21.275	1'36.521	244,3	9:50'17.605
11	31.637	45.402		21.356	1'38.395	234,3	9:51'56.000
12	30.144	44.988		21.655	1'36.787	243,2	9:53'32.787
13	29.887	45.861		1'46.056	3'01.804P	242,2	9:56'34.591
14	34.705	45.372		21.296	1'41.373P	238,4	9:58'15.964
15	29.791	45.371		21.264	1'36.426	240,0	9:59'52.390
16	29.755	45.357		21.732	1'36.844	244,3	10:01'29.234
17	29.873	45.176		21.355	1'36.404	241,6	10:03'05.638
18	30.004	44.990		21.597	1'36.591	240,5	10:04'42.229
19	29.616	45.943		21.304	1'36.863	243,8	10:06'19.092
20	29.839	45.038		21.352	1'36.229	242,7	10:07'55.321
21	29.552	<b>44.837</b>		21.324	<b>1'35.713</b>	244,9	10:09'31.034
22	30.420	45.597		21.231	1'37.248	244,3	10:11'08.282
23	29.576	45.334		21.177	1'36.087	246,0	10:12'44.369
24	29.772	45.137		21.333	1'36.242	243,8	10:14'20.611
25	<b>29.484</b>	45.499		21.374	1'36.357	<b>246,6</b>	10:15'56.968
26	29.716	45.655		21.355	1'36.726	243,2	10:17'33.694
27	<b>29.484</b>	45.389		21.319	1'36.192	244,3	10:19'09.886
28	29.728	45.584		21.687	1'36.999	243,8	10:20'46.885
29	30.193	45.689		21.264	1'37.146	244,9	10:22'24.031
Race Time 50'08.738							

### 17 Doms Serge (1'40.685)

Lap	Seg.1	Seg.2	Seg.3	Lap Time	km/h	Local Time	
Serge Doms							
1		1'23.979		38.654	3'06.303	143,4	9:35'21.596
2	36.801	51.268		24.086	1'52.155	242,2	9:37'13.751
3	32.615	49.331		23.652	1'45.598	243,8	9:38'59.349
4	31.858	49.010		22.992	1'43.860	244,9	9:40'43.209
5	31.558	47.521		22.629	1'41.708	<b>247,1</b>	9:42'24.917
6	31.484	47.392		22.697	1'41.573	245,5	9:44'06.490
7	31.747	47.508		22.501	1'41.756	243,2	9:45'48.246
8	31.748	47.155		22.412	1'41.315	243,8	9:47'29.561
9	31.483	47.232		<b>22.188</b>	1'40.903	246,0	9:49'10.464
10	<b>31.231</b>	47.177		22.305	1'40.713	246,6	9:50'51.177
11	31.281	<b>47.132</b>		22.272	<b>1'40.685</b>	246,0	9:52'31.862
Race Time 20'16.569							

### 18 Boutsen VDS (1'35.497)

Lap	Seg.1	Seg.2	Seg.3	Lap Time	km/h	Local Time	
Elie Dubelly							
1		1'30.192		45.173	3'04.400	138,3	9:35'19.693
2	35.037	49.202		22.704	1'46.943	233,3	9:37'06.636
3	31.206	48.291		22.573	1'42.070	237,4	9:38'48.706
4	31.338	47.755		22.073	1'41.166	238,4	9:40'29.872
5	30.625	46.983		21.894	1'39.502	240,0	9:42'09.374
6	30.502	46.315		22.024	1'38.841	240,5	9:43'48.215
7	30.225	45.946		21.628	1'37.799	241,6	9:45'26.014
8	30.160	46.151		21.846	1'38.157	241,6	9:47'04.171
9	30.158	46.369		21.660	1'38.187	239,5	9:48'42.358
10	30.057	45.737		21.782	1'37.576	241,6	9:50'19.934
11	30.555	45.797		21.766	1'38.118	238,4	9:51'58.052
Roee Meyuhas							
12	30.005	46.220		1'46.327	3'02.552P	240,5	9:55'00.604
13	34.663	44.959		21.766	1'41.388P	241,1	9:56'41.992
14	29.468	<b>44.623</b>		21.406	<b>1'35.497</b>	242,7	9:58'17.489
15	<b>29.462</b>	44.740		21.465	1'35.667	241,6	9:59'53.156
16	29.812	45.336		21.267	1'36.415	242,2	10:01'29.571
17	29.957	45.493		21.462	1'36.912	239,5	10:03'06.483
18	29.839	44.937		21.441	1'36.217	241,1	10:04'42.700
19	29.664	45.727		21.386	1'36.777	241,6	10:06'19.477
20	29.776	45.404		21.228	1'36.408	242,7	10:07'55.885
21	29.700	44.801		<b>21.191</b>	1'35.692	242,2	10:09'31.577
22	30.006	45.892		21.315	1'37.213	241,6	10:11'08.790
23	29.581	45.008		21.378	1'35.967	242,7	10:12'44.757
24	29.771	45.047		21.479	1'36.297	243,2	10:14'21.054
25	29.754	45.275		21.364	1'36.393	243,8	10:15'57.447
26	29.613	45.473		21.633	1'36.719	<b>244,3</b>	10:17'34.166
27	29.579	45.264		21.423	1'36.266	<b>244,3</b>	10:19'10.432
28	29.652	45.387		21.632	1'36.671	<b>244,3</b>	10:20'47.103
29	30.248	45.856		21.631	1'37.735	<b>244,3</b>	10:22'24.838

### 23 Martié Mario (1'39.610)

Lap	Seg.1	Seg.2	Seg.3	Lap Time	km/h	Local Time	
Mario Martié							
1		1'23.094		40.229	3'06.169	171,2	9:35'21.462
2	38.162	52.530		24.024	1'54.716	234,3	9:37'16.178
3	33.225	51.043		23.959	1'48.227	240,5	9:39'04.405
4	33.836	49.158		23.417	1'46.411	233,3	9:40'50.816
5	32.493	48.802		23.263	1'44.558	240,0	9:42'35.374
6	31.759	48.257		22.709	1'42.725	241,6	9:44'18.099
7	31.467	47.882		22.701	1'42.050	242,7	9:46'00.149
8	31.450	47.999		22.684	1'42.133	242,7	9:47'42.282
9	31.264	47.929		22.767	1'41.960	243,2	9:49'24.242
10	31.285	48.584		22.571	1'42.440	243,8	9:51'06.682
11	31.683	47.916		22.963	1'42.562	242,2	9:52'49.244
12	31.316	46.903		22.747	1'40.966	243,8	9:54'30.210
13	31.425	47.950		22.610	1'41.985	242,2	9:56'12.195
14	31.159	47.726		22.417	1'41.302	243,2	9:57'53.497
15	<b>31.004</b>	48.135		22.903	1'42.042	243,8	9:59'35.539
Kenneth Linhout							
16	31.357	49.349		1'46.032	3'06.738P	242,2	10:02'42.277
17	35.298	46.558		21.967	1'43.823P	242,2	10:04'26.100
18	31.603	<b>46.051</b>		<b>21.956</b>	<b>1'39.610</b>	242,7	10:06'05.710
19	31.089	46.983		22.329	1'40.401	244,3	10:07'46.111
20	32.139	47.352		22.469	1'41.960	242,2	10:09'28.071
21	32.939	47.881		22.286	1'43.106	237,9	10:11'11.177
22	32.265	46.952		22.892	1'42.109	241,1	10:12'53.286
23	31.394	46.944		22.806	1'41.144	244,9	10:14'34.430

12/11/2023

P = Pits In/Out - C = Lap Time Cancelled

Powered by FICr Perugia Timing

# ROGER DUBUIS

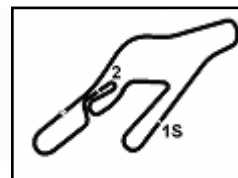






# 5th Round

5.5  
AM-LC



## AM - LC - Chronological Analysis Race 1

Autodromo Vallelunga 4.085 m

Start at 9:32'15.293

3 / 6

24	31.413	46.980	22.378	1'40.771	245,5	10:16'15.201	23	31.333	46.363	21.976	1'39.672	244,3	10:13'31.937			
25	31.282	46.420	22.601	1'40.303	246,0	10:17'55.504	24	31.258	46.958	22.247	1'40.463	243,8	10:15'12.400			
26	31.512	46.388	22.228	1'40.128	244,9	10:19'35.632	25	31.114	46.415	22.483	1'40.012	242,7	10:16'52.412			
27	31.190	46.377	22.179	1'39.746	<b>246,6</b>	10:21'15.378	26	30.727	46.670	22.179	1'39.576	245,5	10:18'31.988			
28	32.147	48.277	22.587	1'43.011	245,5	10:22'58.389	27	31.003	46.778	22.051	1'39.832	245,5	10:20'11.820			
							Race Time	50'43.096	28	30.852	46.978	22.110	1'39.940	244,9	10:21'51.760	
									29	31.361	46.373	22.536	1'40.270	243,2	10:23'32.030	
															Race Time	51'16.737

### 24 AKF Motorsport (1'39.735)

Lap	Seg.1	Seg.2	Seg.3	Lap Time	km/h	Local Time
Oliver Freymuth						
1		1'22.083	39.675	3'05.959	142,1	9:35'21.252
2	37.028	52.078	24.200	1'53.306	234,8	9:37'14.558
3	34.444	50.715	24.412	1'49.571	219,1	9:39'04.129
4	34.153	51.774	25.123	1'51.050	231,8	9:40'55.179
5	34.055	50.857	2'21.112	3'46.024P	232,3	9:44'41.203
6	49.224	56.735	26.303	2'12.262P	204,5	9:46'53.465
7	35.424	53.736	23.400	1'52.560	233,8	9:48'46.025
8	32.203	49.980	25.014	1'47.197	238,9	9:50'33.222
9	31.171	47.135	22.197	1'40.503	239,5	9:52'13.725
10	31.167	47.021	<b>21.829</b>	1'40.017	240,0	9:53'53.742
11	31.162	47.505	1'47.652	3'06.319P	237,4	9:57'00.061
12	37.289	47.167	22.754	1'47.210P	237,9	9:58'47.271
13	31.868	51.694	2'38.278	4'01.840P	215,1	10:02'49.111
14	39.616	48.254	22.397	1'50.267P	236,3	10:04'39.378
15	<b>30.956</b>	49.144	22.088	1'42.188	238,9	10:06'21.566
16	30.973	46.897	22.440	1'40.310	<b>244,9</b>	10:08'01.876
17	31.022	<b>46.738</b>	21.975	<b>1'39.735</b>	243,2	10:09'41.611
18	31.111	47.505	22.754	1'41.370	240,0	10:11'22.981
19	31.139	46.925	22.063	1'40.127	243,2	10:13'03.108
20	31.001	47.277	23.149	1'41.427	241,6	10:14'44.535
21	31.073	46.966	22.217	1'40.256	239,5	10:16'24.791
22	31.002	47.353	22.433	1'40.788	236,8	10:18'05.579
23	31.644	48.327	22.489	1'42.460	234,3	10:19'48.039
24	31.284	47.452	22.408	1'41.144	240,5	10:21'29.183
25	32.028	47.821	23.010	1'42.859	240,5	10:23'12.042
Race Time 50'56.749						

### 40 Wilfried Cazalbon (1'38.197)

Lap	Seg.1	Seg.2	Seg.3	Lap Time	km/h	Local Time
Wilfried Cazalbon						
1		1'25.276	43.640	3'05.232	140,1	9:35'20.525
2	34.998	50.371	22.758	1'48.127	233,8	9:37'08.652
3	31.821	48.636	22.851	1'43.308	238,4	9:38'51.960
4	31.321	47.710	22.278	1'41.309	239,5	9:40'33.269
5	31.055	47.387	22.477	1'40.919	239,5	9:42'14.188
6	30.794	46.784	21.949	1'39.527	240,5	9:43'53.715
7	30.655	46.834	21.763	1'39.252	240,5	9:45'32.967
8	30.552	46.270	21.698	1'38.520	240,5	9:47'11.487
9	30.584	46.422	<b>21.613</b>	1'38.619	240,5	9:48'50.106
10	30.480	46.789	22.002	1'39.271	240,5	9:50'29.377
11	30.612	<b>46.124</b>	21.717	1'38.453	238,4	9:52'07.830
12	30.439	46.143	21.615	<b>1'38.197</b>	237,4	9:53'46.027
13	30.328	46.434	22.030	1'38.792	240,0	9:55'24.819
14	<b>30.318</b>	46.286	22.090	1'38.694	241,1	9:57'03.513
Nigel Bailly						
15	30.524	47.128	2'04.861	3'22.513P	241,1	10:00'26.026
16	39.337	48.754	22.974	1'51.065P	236,3	10:02'17.091
17	31.640	47.943	22.773	1'42.356	238,4	10:03'59.447
18	31.064	47.062	22.081	1'40.207	236,8	10:05'39.654
19	31.125	46.999	22.396	1'40.520	238,9	10:07'20.174
20	30.725	46.406	22.587	1'39.718	239,5	10:08'59.892
21	31.071	47.061	22.812	1'40.944	239,5	10:10'40.836
22	30.918	46.862	22.543	1'40.323	<b>241,6</b>	10:12'21.159
23	30.713	47.669	22.636	1'41.018	241,1	10:14'02.177
24	30.707	46.266	22.276	1'39.249	241,1	10:15'41.426
25	31.002	47.369	22.415	1'40.786	<b>241,6</b>	10:17'22.212
26	31.167	47.076	22.432	1'40.675	<b>241,1</b>	10:19'02.887
27	32.302	48.713	22.749	1'43.764	239,5	10:20'46.651
28	32.241	47.540	22.551	1'42.332	241,1	10:22'28.983
Race Time 50'13.690						

### 32 Bonaldi Motorsport (1'36.988)

Lap	Seg.1	Seg.2	Seg.3	Lap Time	km/h	Local Time
Paolo Leonardo Biglieri						
1		1'29.936	46.775	3'04.182	141,0	9:35'19.475
2	34.698	48.840	22.958	1'46.496	239,5	9:37'05.971
3	31.375	47.816	22.919	1'42.110	243,2	9:38'48.081
4	31.386	46.999	22.351	1'40.736	243,8	9:40'28.817
5	31.161	46.294	21.954	1'39.409	243,8	9:42'08.226
6	30.665	46.149	21.817	1'38.631	243,2	9:43'46.857
7	30.179	45.931	21.836	1'37.946	244,9	9:45'24.803
8	30.392	<b>45.073</b>	21.917	1'37.382	244,9	9:47'02.185
9	29.856	45.548	<b>21.584</b>	<b>1'36.988</b>	245,5	9:48'39.173
10	<b>29.734</b>	45.902	21.778	1'37.414	<b>246,0</b>	9:50'16.587
11	37.125	46.323	21.877	1'45.325	236,3	9:52'01.912
12	30.506	46.652	22.495	1'39.653	243,2	9:53'41.565
13	31.281	46.213	23.150	1'40.644	244,3	9:55'22.209
14	31.037	45.702	23.022	1'39.761	244,3	9:57'01.970
15	31.477	46.438	22.825	1'40.740	244,9	9:58'42.710
Petar Matic						
16	31.312	47.595	1'45.081	3'03.988P	243,8	10:01'46.698
17	37.210	47.486	22.591	1'47.287P	241,6	10:03'33.985
18	31.024	46.979	21.895	1'39.898	243,2	10:05'13.883
19	31.206	46.344	22.115	1'39.665	242,7	10:06'53.548
20	30.999	46.073	21.864	1'38.936	243,2	10:08'32.484
21	30.675	46.792	22.578	1'40.045	244,3	10:10'12.529
22	30.992	46.593	22.151	1'39.736	242,2	10:11'52.265

### 54 Brutal Fish Racing Team (1'38.348)

Lap	Seg.1	Seg.2	Seg.3	Lap Time	km/h	Local Time
Charlie Martin						
1		1'25.518	42.940	3'05.395	125,4	9:35'20.688
2	35.076	50.752	23.117	1'48.945	237,9	9:37'09.633
3	31.310	48.822	22.979	1'43.111	240,5	9:38'52.744
4	31.156	47.759	22.363	1'41.278	240,0	9:40'34.022
5	30.894	47.131	22.530	1'40.555	241,1	9:42'14.577
6	30.697	46.761	22.737	1'40.195	240,5	9:43'54.772
7	30.391	46.500	<b>22.034</b>	1'38.925	<b>242,2</b>	9:45'33.697
8	30.340	46.141	22.137	1'38.618	241,1	9:47'12.315
9	<b>30.199</b>	46.584	22.048	1'38.831	241,6	9:48'51.146
10	30.349	46.381	22.181	1'38.911	241,6	9:50'30.057
11	30.314	46.085	22.113	1'38.512	<b>242,2</b>	9:52'08.569
12	30.351	<b>45.865</b>	22.132	<b>1'38.348</b>	241,1	9:53'46.917
13	30.362	46.204	22.176	1'38.742	239,5	9:55'25.659
14	30.379	45.878	22.527	1'38.784	240,0	9:57'04.443
15	30.559	46.664	22.702	1'39.925	241,1	9:58'44.368
16	31.120	46.564	1'50.055	3'07.739P	238,4	10:01'52.107

12/11/2023

P = Pits In/Out - C = Lap Time Cancelled

Powered by FICr Perugia Timing

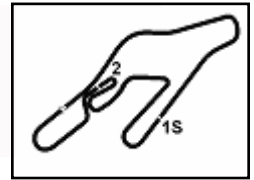
# ROGER DUBUIS





# 5th Round

5.5  
AM-LC



## AM - LC - Chronological Analysis Race 1

Autodromo Vallelunga 4.085 m

Start at 9:32'15.293

4 / 6

Lap	Seg.1	Seg.2	Seg.3	Lap Time	km/h	Local Time
Jason Keats						
17	38.011	48.942	22.891	1'49.844P	227,4	10:03'41.951
18	32.531	48.039	22.825	1'43.395	235,3	10:05'25.346
19	32.169	47.669	23.146	1'42.984	236,3	10:07'08.330
20	32.137	48.616	22.788	1'43.541	236,3	10:08'51.871
21	31.964	47.078	22.679	1'41.721	236,8	10:10'33.592
22	32.036	46.934	22.616	1'41.586	240,0	10:12'15.178
23	31.554	46.369	22.488	1'40.411	240,0	10:13'55.589
24	31.466	46.589	23.616	1'41.671	240,0	10:15'37.260
25	31.704	47.352	22.668	1'41.724	241,1	10:17'18.984
26	31.696	46.687	22.715	1'41.098	240,5	10:19'00.082
27	31.895	47.990	22.631	1'42.516	240,0	10:20'42.598
28	32.908	49.428	22.697	1'45.033	240,0	10:22'27.631
Race Time 50'12.338						

### 60 VSR (1'36.333)

Lap	Seg.1	Seg.2	Seg.3	Lap Time	km/h	Local Time
-----	-------	-------	-------	----------	------	------------

### Giovanni Anapolii

1		1'31.062	47.246	3'03.869	140,8	9:35'19.162
2	33.618	47.704	22.194	1'43.516	235,3	9:37'02.678
3	31.223	46.318	21.812	1'39.353	240,5	9:38'42.031
4	30.588	46.292	21.957	1'38.837	241,1	9:40'20.868
5	30.594	46.042	21.927	1'38.563	242,2	9:41'59.431
6	30.179	45.544	21.690	1'37.413	242,2	9:43'36.844
7	29.960	45.351	21.411	1'36.722	241,6	9:45'13.566
8	29.876	45.285	21.951	1'37.112	240,5	9:46'50.678
9	29.846	45.402	21.501	1'36.749	241,1	9:48'27.427
10	29.822	45.335	21.306	1'36.463	241,1	9:50'03.890
11	29.886	45.142	21.306	1'36.334	242,2	9:51'40.224
12	29.977	45.612	21.313	1'36.902	241,1	9:53'17.126
13	29.988	45.637	21.473	1'37.098	243,2	9:54'54.224
14	30.318	45.821	21.782	1'37.921	242,7	9:56'32.145
15	30.307	46.194	1'44.008	3'00.509P	243,2	9:59'32.654

### Piergiacomo Randazzo

16	34.613	47.677	21.738	1'44.028P	237,9	10:01'16.682
17	30.109	45.418	22.203	1'37.730	240,0	10:02'54.412
18	31.680	45.636	22.030	1'39.346	240,0	10:04'33.758
19	30.128	45.137	21.630	1'36.895	240,0	10:06'10.653
20	29.947	45.119	21.651	1'36.717	241,6	10:07'47.370
21	30.184	45.122	21.513	1'36.819	239,5	10:09'24.189
22	29.926	45.219	21.381	1'36.526	241,1	10:11'00.715
23	29.691	45.158	21.539	1'36.388	243,8	10:12'37.103
24	30.391	45.406	21.480	1'37.277	241,6	10:14'14.380
25	29.867	45.386	21.464	1'36.717	242,2	10:15'51.097
26	29.686	45.256	21.391	1'36.333	243,2	10:17'27.430
27	29.768	45.403	21.411	1'36.582	242,2	10:19'04.012
28	30.217	45.317	21.394	1'36.928	243,2	10:20'40.940
29	29.842	45.121	21.509	1'36.472	243,2	10:22'17.412
Race Time 50'02.119						

### 62 DL Consulting (1'36.077)

Lap	Seg.1	Seg.2	Seg.3	Lap Time	km/h	Local Time
-----	-------	-------	-------	----------	------	------------

### Ibrahim Badawy

1		1'34.662	47.758	3'03.718	163,6	9:35'19.011
2	33.568	48.734	23.283	1'45.585	237,9	9:37'04.596
3	31.467	46.818	22.612	1'40.897	239,5	9:38'45.493
4	31.525	47.425	22.232	1'41.182	238,4	9:40'26.675
5	30.362	45.142	21.820	1'37.324	241,1	9:42'03.999
6	30.239	45.289	21.843	1'37.371	242,2	9:43'41.370
7	30.068	45.338	21.796	1'37.202	242,7	9:45'18.572
8	29.965	44.811	21.620	1'36.396	242,7	9:46'54.968
9	30.841	44.858	21.648	1'37.347	242,7	9:48'32.315
10	30.000	44.884	21.550	1'36.434	242,2	9:50'08.749

### 65 Leipert Motorsport (1'37.382)

Lap	Seg.1	Seg.2	Seg.3	Lap Time	km/h	Local Time
-----	-------	-------	-------	----------	------	------------

### Jürgen Krebs

1		1'27.832	43.154	3'04.867	128,1	9:35'20.160
2	34.710	49.522	22.761	1'46.993	230,8	9:37'07.153
3	30.941	48.679	22.569	1'42.189	238,9	9:38'49.342
4	31.064	47.930	22.306	1'41.300	240,5	9:40'30.642

12/11/2023

P = Pits In/Out - C = Lap Time Cancelled

Powered by FICr Perugia Timing

ROGER DUBUIS

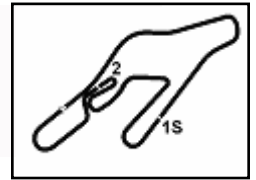
HANKOOK  
driving emotion





# 5th Round

5.5  
AM-LC



## AM - LC - Chronological Analysis Race 1

Autodromo Vallelunga 4.085 m

Start at 9:32'15.293

5 / 6

Lap	Seg.1	Seg.2	Seg.3	Lap Time	km/h	Local Time	Driver						
5	30.604	47.094	22.159	1'39.857	239,5	9:42'10.499	Alfredo Hernandez Ortega						
6	30.465	46.060	22.071	1'38.596	240,5	9:43'49.095	1						
7	30.255	46.271	21.558	1'38.084	241,1	9:45'27.179	2						
8	30.155	46.023	21.727	1'37.905	242,2	9:47'05.084	3						
9	29.899	46.499	21.845	1'38.243	238,9	9:48'43.327	4						
10	29.982	45.716	21.684	1'37.382	241,1	9:50'20.709	5						
11	30.325	46.046	21.692	1'38.063	237,9	9:51'58.772	6						
12	30.125	45.917	21.777	1'37.819	242,7	9:53'36.591	7						
13	29.901	45.354	1'47.188	3'02.443P	240,5	9:56'39.034	8						
14	34.718	46.265	22.954	1'43.937P	236,3	9:58'22.971	9						
15	30.244	45.725	21.988	1'37.957	241,1	10:00'00.928	10						
16	32.066	46.306	21.812	1'40.184	242,2	10:01'41.112	11						
17	30.407	46.265	21.775	1'38.447	239,5	10:03'19.559	12						
18	30.634	45.487	22.102	1'38.223	241,6	10:04'57.782	13						
19	30.067	45.458	21.922	1'37.447	241,6	10:06'35.229	14						
20	30.095	45.599	21.913	1'37.607	241,6	10:08'12.836	15						
21	30.025	45.597	21.833	1'37.455	241,6	10:09'50.291	16						
22	29.963	45.598	23.346	1'38.907	242,2	10:11'29.198	17						
23	30.661	45.889	22.087	1'38.637	240,0	10:13'07.835	18						
24	30.207	46.138	22.431	1'38.776	243,2	10:14'46.611	19						
25	30.437	46.713	23.163	1'40.313	242,7	10:16'26.924	20						
26	31.783	47.516	22.469	1'41.768	220,4	10:18'08.692	21						
27	30.957	46.864	22.277	1'40.098	241,6	10:19'48.790	22						
28	31.559	48.674	22.924	1'43.157	240,5	10:21'31.947	23						
29	30.459	47.756	22.978	1'41.193	243,2	10:23'13.140	24						
Race Time 50'57.847							25	31.499	46.505	22.078	1'40.082	241,6	10:17'10.419
69 RD Signs Racing Team (1'39.092)							26	31.028	46.108	22.064	1'39.200	242,2	10:18'49.619
Lap	Seg.1	Seg.2	Seg.3	Lap Time	km/h	Local Time	27	30.658	47.041	22.007	1'39.706	243,2	10:20'29.325
Audrius Butkevicius							28	30.464	45.950	21.908	1'38.322	243,2	10:22'07.647
1		1'23.539	40.986	3'05.394	106,2	9:35'20.687	29	30.599	46.542	21.978	1'39.119	243,2	10:23'46.766
2	37.918	51.824	24.828	1'54.570	232,3	9:37'15.257	Race Time 51'31.473						
3	33.585	48.628	23.542	1'45.755	231,3	9:39'01.012	88 Leipert Motorsport (1'36.786)						
4	33.117	48.677	23.068	1'44.862	231,8	9:40'45.874	Lap	Seg.1	Seg.2	Seg.3	Lap Time	km/h	Local Time
5	32.607	48.848	23.084	1'44.539	233,3	9:42'30.413	Jean-François Brunot						
6	32.346	48.814	23.070	1'44.230	234,8	9:44'14.643	1		1'27.572	44.300	3'04.643	125,7	9:35'19.936
7	32.140	47.770	22.281	1'42.191	234,3	9:45'56.834	2	33.602	48.297	23.007	1'44.906	237,4	9:37'04.842
8	31.838	47.193	22.348	1'41.379	235,8	9:47'38.213	3	31.584	47.102	22.403	1'41.089	235,3	9:38'45.931
9	31.709	47.047	22.362	1'41.118	234,8	9:49'19.333	4	30.822	48.365	22.160	1'41.347	237,9	9:40'27.278
10	31.631	46.673	21.967	1'40.271	235,8	9:50'59.602	5	30.818	46.123	21.962	1'38.903	238,4	9:42'06.181
11	31.290	46.854	22.533	1'40.677	236,8	9:52'40.279	6	30.266	46.213	21.396	1'37.875	238,4	9:43'44.056
12	31.291	47.178	22.011	1'40.480	236,8	9:54'20.759	7	30.058	46.271	21.761	1'38.090	240,5	9:45'22.146
13	30.862	46.944	23.258	1'41.064	237,9	9:56'01.823	8	30.018	45.841	21.393	1'37.252	242,2	9:46'59.398
14	31.393	47.371	1'52.554	3'11.318P	236,8	9:59'13.141	9	29.949	46.288	21.607	1'37.844	240,5	9:48'37.242
15	35.596	47.086	22.227	1'44.909P	235,8	10:00'58.050	10	30.276	45.603	21.668	1'37.547	242,2	9:50'14.789
16	31.014	46.505	21.954	1'39.473	235,8	10:02'37.523	11	29.966	45.647	21.701	1'37.314	242,7	9:51'52.103
17	31.182	47.368	22.197	1'40.747	237,4	10:04'18.270	12	29.820	45.452	21.514	1'36.786	241,1	9:53'28.889
18	31.556	46.971	22.217	1'40.744	237,4	10:05'59.014	13	30.081	46.042	21.967	1'38.090	241,6	9:55'06.979
19	30.899	46.696	21.975	1'39.570	238,9	10:07'38.584	14	30.129	45.466	22.337	1'37.932	240,5	9:56'44.911
20	30.897	46.041	22.154	1'39.092	238,4	10:09'17.676	15	30.529	45.632	22.257	1'38.418	238,9	9:58'23.329
21	30.685	46.461	22.171	1'39.317	237,4	10:10'56.993	16	30.210	46.238	21.674	1'38.122	239,5	10:00'01.451
22	30.737	46.395	22.235	1'39.367	237,4	10:12'36.360	17	30.798	45.714	1'42.044	2'58.556P	240,5	10:03'00.007
23	31.801	46.478	22.816	1'41.095	238,4	10:14'17.455	Kerong Li						
24	30.947	48.713	22.438	1'42.098	237,4	10:15'59.553	18	38.366	47.900	22.388	1'48.654P	235,8	10:04'48.661
25	31.837	46.228	22.083	1'40.148	238,4	10:17'39.701	19	30.962	47.017	22.133	1'40.112	239,5	10:06'28.773
26	30.882	47.357	22.264	1'40.503	237,4	10:19'20.204	20	30.671	46.523	21.895	1'39.089	240,0	10:08'07.862
27	30.995	46.385	21.823	1'39.203	240,0	10:20'59.407	21	30.623	46.122	21.865	1'38.610	240,5	10:09'46.472
28	31.100	46.198	21.839	1'39.137	237,4	10:22'38.544	22	30.281	46.210	21.669	1'38.160	242,7	10:11'24.632
Race Time 50'23.251							23	30.393	46.436	22.068	1'38.897	241,1	10:13'03.529
77 Hernandez Ortega Alfredo (1'38.322)							24	30.801	47.353	22.292	1'40.446	241,1	10:14'43.975
Lap	Seg.1	Seg.2	Seg.3	Lap Time	km/h	Local Time	25	30.305	45.906	21.654	1'37.865	241,6	10:16'21.840
26							26	30.331	46.566	21.842	1'38.739	241,6	10:18'00.579
27							27	30.305	45.685	21.793	1'37.783	241,1	10:19'38.362

12/11/2023

P = Pits In/Out - C = Lap Time Cancelled

Powered by FICr Perugia Timing

# ROGER DUBUIS

# HANKOOK

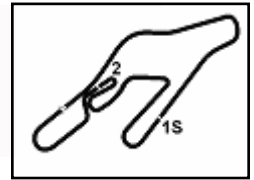
driving emotion



# 5<sup>th</sup> Round

5.5

AM-LC



Autodromo Vallelunga 4.085 m

6 / 6

## AM - LC - Chronological Analysis Race 1

Start at 9:32'15.293

28	30.139	46.619	21.957	1'38.715	242,2	10:21'17.077
29	30.676	46.764	21.820	1'39.260	240,0	10:22'56.337
Race Time 50'41.044						

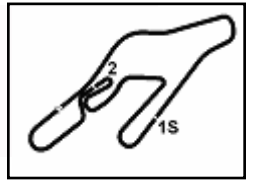
### 90 GT3 Poland (1'37.334)

Lap	Seg.1	Seg.2	Seg.3	Lap Time	km/h	Local Time
Holger Harmsen						
1		1'24.944	42.549	3'05.148	131,2	9:35'20.441
2	34.939	49.934	23.095	1'47.968	236,8	9:37'08.409
3	31.773	48.460	22.747	1'42.980	239,5	9:38'51.389
4	31.371	47.690	22.326	1'41.387	242,7	9:40'32.776
5	30.966	47.718	22.289	1'40.973	241,6	9:42'13.749
6	30.729	46.430	21.793	1'38.952	241,1	9:43'52.701
7	30.716	46.194	21.921	1'38.831	242,2	9:45'31.532
8	30.550	46.040	<b>21.632</b>	1'38.222	242,7	9:47'09.754
9	30.304	46.210	22.036	1'38.550	241,6	9:48'48.304
10	30.490	48.111	22.154	1'40.755	241,6	9:50'29.059
11	30.409	45.957	21.796	1'38.162	241,6	9:52'07.221
12	30.579	45.886	21.828	1'38.293	242,2	9:53'45.514
13	30.226	46.437	22.131	1'38.794	<b>244,3</b>	9:55'24.308
14	30.307	46.045	22.246	1'38.598	240,5	9:57'02.906
15	30.872	46.691	22.424	1'39.987	240,0	9:58'42.893
16	31.600	46.679	1'48.392	3'06.671P	236,8	10:01'49.564
17	34.993	46.568	21.729	1'43.290P	238,4	10:03'32.854
18	30.279	45.882	21.634	1'37.795	242,7	10:05'10.649
19	30.089	45.788	21.803	1'37.680	240,5	10:06'48.329
20	30.177	46.089	21.788	1'38.054	242,7	10:08'26.383
21	<b>29.907</b>	46.129	21.639	1'37.675	241,1	10:10'04.058
22	30.136	45.663	21.771	1'37.570	242,2	10:11'41.628
23	30.117	45.632	21.897	1'37.646	241,6	10:13'19.274
24	30.044	45.680	22.048	1'37.772	242,2	10:14'57.046
25	30.075	<b>45.511</b>	21.748	<b>1'37.334</b>	241,6	10:16'34.380
26	30.276	45.747	21.751	1'37.774	242,2	10:18'12.154
27	30.768	46.049	21.754	1'38.571	242,7	10:19'50.725
28	30.341	46.286	22.026	1'38.653	242,7	10:21'29.378
29	31.321	46.124	21.667	1'39.112	239,5	10:23'08.490
Race Time 50'53.197						



# 5<sup>th</sup> Round

AM-LC



## AM - LC - Pit Times Race 1

Autodromo Vallelunga 4.085 m

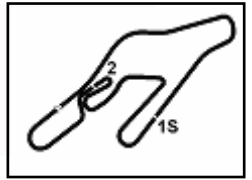
Start: 9:32'15.293 1: 9:52'15.293 / 10:02'15.293

No.	Entrant	Driver	Race Time	Local Time	Pit Time	Ref. Time	Difference	Penalty
2	Boutsen VDS	P.FELIGIONI	Pit IN	21'07.444	9:53'22.737			
		R.KUPPENS	PIT OUT	22'41.733	9:54'57.026	<b>1'34.289</b>	(1)	1'30.000
4	Iron Lynx	C.GOSSELIN	Pit IN	23'02.002	9:55'17.295			
			PIT OUT	24'36.595	9:56'51.888	<b>1'34.593</b>	(1)	1'33.000
5	GT3 Poland	G.MOCZULSKI	Pit IN	21'24.087	9:53'39.380			
		A.LEWANDOWSKI	PIT OUT	22'55.472	9:55'10.765	<b>1'31.385</b>	(1)	1'30.000
8	Iron Lynx	L.PRIVITELIO	Pit IN	20'25.697	9:52'40.990			
		D.PRIVITELIO	PIT OUT	21'56.388	9:54'11.681	<b>1'30.691</b>	(1)	1'30.000
17	Doms Serge	S.DOMS	Pit IN	30'32.755	10:02'48.048			
18	Boutsen VDS	E.DUBELLY	Pit IN	21'11.526	9:53'26.819			
		R.MEYUHAS	PIT OUT	22'45.971	9:55'01.264	<b>1'34.445</b>	(1)	1'30.000
21	Leipert Motorsport	G.RINDONE	Pit IN	22'46.435	9:55'01.728			
			PIT OUT	24'19.958	9:56'35.251	<b>1'33.523</b>	(1)	1'33.000
23	Martlé Mario	M.MARTLÉ	Pit IN	28'54.529	10:01'09.822			
		K.LINTHOUT	PIT OUT	30'27.572	10:02'42.865	<b>1'33.043</b>	(1)	1'30.000
24	AKF Motorsport	O.FREYMUTH	Pit IN	10'19.239	9:42'34.532			
			PIT OUT	12'26.536	9:44'41.829	2'07.297		
			Pit IN	23'10.787	9:55'26.080			
			PIT OUT	24'45.401	9:57'00.694	<b>1'34.614</b>	(1)	1'33.000
			Pit IN	28'10.598	10:00'25.891			
		PIT OUT	30'34.429	10:02'49.722	<b>2'23.831</b>	(1)	1'33.000	
32	Bonaldi Motorsport	P.BIGLIERI	Pit IN	28'01.509	10:00'16.802			
		P.MATIC	PIT OUT	29'32.013	10:01'47.306	<b>1'30.504</b>	(1)	1'30.000
40	Wilfried Cazalbon	W.CAZALBON	Pit IN	26'20.203	9:58'35.496			
		N.BAILLY	PIT OUT	28'11.308	10:00'26.601	<b>1'51.105</b>	(1)	1'30.000
54	Brutal Fish Racing Team	C.MARTIN	Pit IN	28'03.136	10:00'18.429			
		J.KEATS	PIT OUT	29'37.388	10:01'52.681	<b>1'34.252</b>	(1)	1'30.000
60	VSR	G.ANAPOLI	Pit IN	25'46.842	9:58'02.135			
		P.RANDAZZO	PIT OUT	27'17.964	9:59'33.257	<b>1'31.122</b>	(1)	1'30.000
62	DL Consulting	I.BADAWY	Pit IN	22'34.607	9:54'49.900			
			PIT OUT	24'07.830	9:56'23.123	<b>1'33.223</b>	(1)	1'33.000
63	Piguet Julien	J.PIGUET	Pit IN	22'33.054	9:54'48.347			
		A.VARUTTI	PIT OUT	24'08.625	9:56'23.918	<b>1'35.571</b>	(1)	1'30.000
65	Leipert Motorsport	J.KREBS	Pit IN	22'50.676	9:55'05.969			
			PIT OUT	24'24.327	9:56'39.620	<b>1'33.651</b>	(1)	1'33.000
69	RD Signs Racing Team	A.BUTKEVICIUS	Pit IN	25'19.879	9:57'35.172			
			PIT OUT	26'58.443	9:59'13.736	<b>1'38.564</b>	(1)	1'33.000
77	Hernandez Ortega Alfredo	A.HERNANDEZ ORTEGA	Pit IN	24'53.215	9:57'08.508			
			PIT OUT	26'29.054	9:58'44.347	<b>1'35.839</b>	(1)	1'33.000
88	Leipert Motorsport	J.BRUNOT	Pit IN	29'15.247	10:01'30.540			
		K.LI	PIT OUT	30'45.298	10:03'00.591	<b>1'30.051</b>	(1)	1'30.000
90	GT3 Poland	H.HARMSSEN	Pit IN	28'00.512	10:00'15.805			
			PIT OUT	29'34.860	10:01'50.153	<b>1'34.348</b>	(1)	1'33.000
22	Micanek ACCR Team	Kurt Wagner						



5<sup>th</sup> Round

5.7  
AM-LC

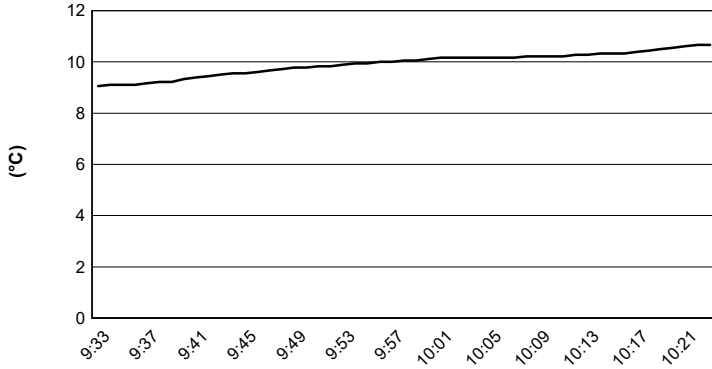


Autodromo Vallelunga 4.085 m

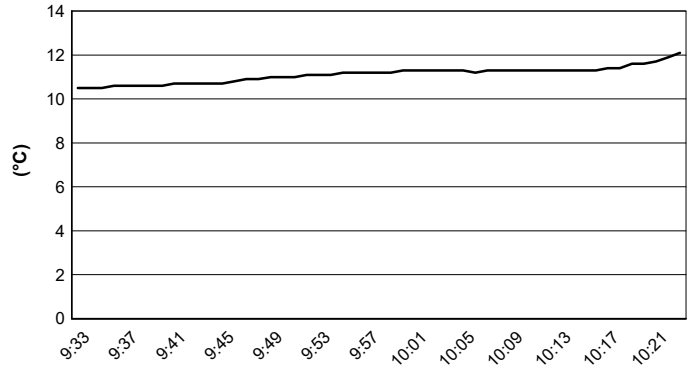
### AM - LC - Weather Report Race 1

Session started 09:33 - Session ended 10:24

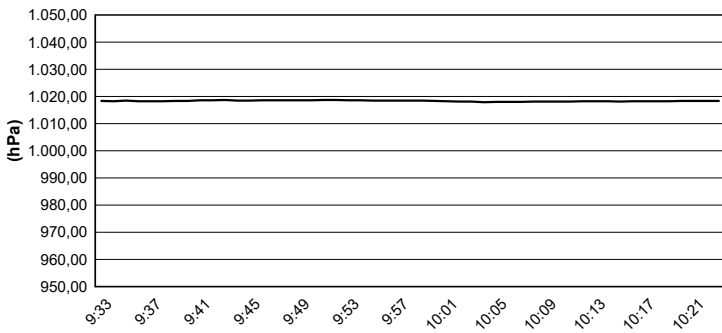
#### Air Temperature



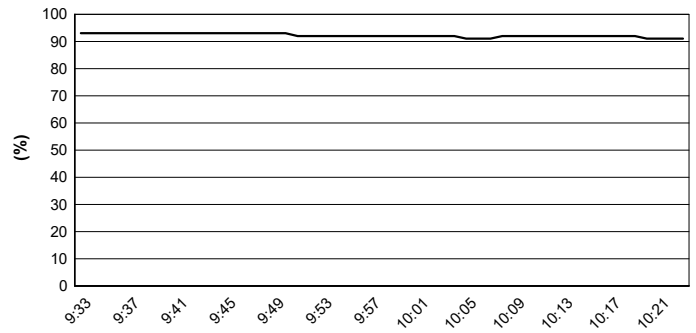
#### Track Temperature



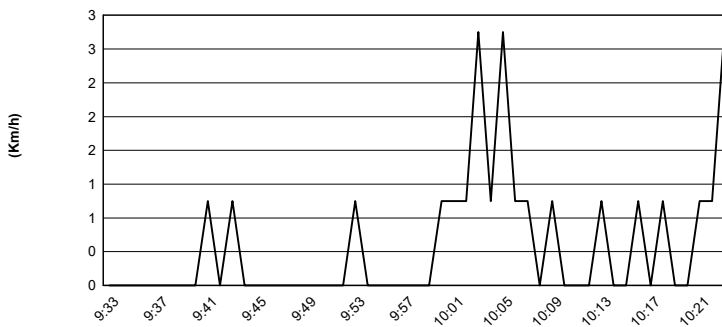
#### Air Pressure



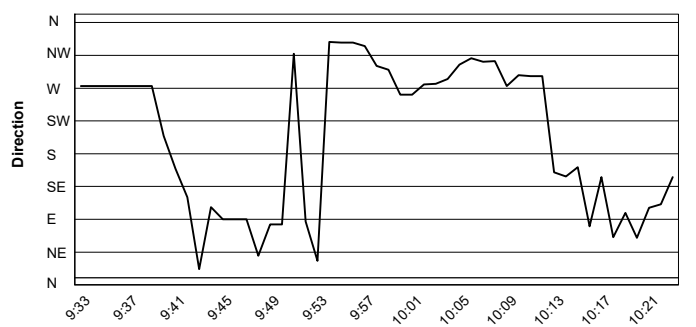
#### Humidity



#### Wind Speed



#### Wind Direction



12/11/2023

Powered by FICr Perugia Timing

ROGER DUBUIS

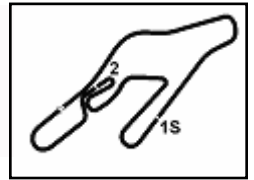




# 5<sup>th</sup> Round

5.9

AM-LC



Autodromo Vallelunga 4.085 m

## AM - LC - Starting Grid - Race 1 (Duration: 50')

11	22	<b>WAGNER K.</b> MicaneK Motorsport ACCR Team	Huracán 1'40.841		
10	24	<b>FREYMUTH O.</b> AKF Motorsport	Huracán 1'40.284	17	<b>DOMS S.</b> BDR Competition by Grupo Prom
9	4	<b>GOSELIN C.</b> Iron Lynx	Huracán 1'39.438	23	<b>MARTLÉ M.</b> Totaalplan Racing
8	69	<b>BUTKEVICIUS A.</b> RD Signs Racing Team	Huracán 1'38.541	8	<b>PRIVITELIO L.</b> Iron Lynx
7	5	<b>MOCZULSKI G.</b> GT3 Poland	Huracán 1'37.181	77	<b>HERNANDEZ ORTEGA</b> BDR Competition by Grupo Prom
6	90	<b>HARMSSEN H.</b> GT3 Poland	Huracán 1'36.907	54	<b>MARTIN C.</b> Brutal Fish Racing Team
5	65	<b>KREBS J.</b> Leipert Motorsport	Huracán 1'36.679	40	<b>CAZALBON W.</b> CMR
4	21	<b>RINDONE G.</b> Leipert Motorsport	Huracán 1'36.089	88	<b>BRUNOT J.</b> Leipert Motorsport
3	18	<b>DUBELLY E.</b> Boutsen VDS	Huracán 1'35.948	63	<b>PIGUET J.</b> Autovitesse
2	2	<b>FELIGIONI P.</b> Boutsen VDS	Huracán 1'35.745	32	<b>BIGLIERI P.</b> Bonaldi Motorsport
1	62	<b>BADAWY I.</b> Lamborghini Roma by DL Racing	Huracán 1'34.697	60	<b>ANAPOLI G.</b> VSR