



PRO - PRO AM - Results Qualifying 2

Autodromo Vallelunga 4.085 m

1 / 2

No. Driver	Nat	Entrant	Team	Car	Class	Time	Gap	Rel.	Laps
1	16 SPINELLI Loris	ITA	VSR	VSR	Huracán ST EVO 2	PROAM	1'33.121		11
2	81 SCHANDORFF Frederik	DNK	Target Racing	Target Racing	Huracán ST EVO 2	PROAM	1'33.460	0.339	0.339 9
3	33 ARROW Daan	NLD	Bonaldi Motorsport	Rebelleo by Bonaldi Motorsport	Huracán ST EVO 2	PRO	1'33.804	0.683	0.344 8
4	10 DE WILDE Ugo	BEL	Iron Lynx	Iron Lynx	Huracán ST EVO 2	PRO	1'33.836	0.715	0.032 10
5	28 BONDUDEL Amaury	FRA	Bonduel Amaury	BDR Competition by Grupo Prom	Huracán ST EVO 2	PRO	1'33.875	0.754	0.039 5
6	86 LEITCH Brendon	NZL	Leipert Motorsport	Leipert Motorsport	Huracán ST EVO 2	PRO	1'34.001	0.880	0.126 12
7	61 BALTHASAR Sebastian	DEU	Oregon Team	Oregon Team	Huracán ST EVO 2	PRO	1'34.089	0.968	0.088 9
8	9 SÖDERSTRÖM Oliver	SWE	Target Racing	Target Racing	Huracán ST EVO 2	PRO	1'34.616	1.495	0.527 11
9	6 STADSBADER Gilles	BEL	VSR	VSR	Huracán ST EVO 2	PRO	1'34.628	1.507	0.012 10
10	44 PUJEU BEYA Guillem	ESP	Oregon Team	Oregon Team	Huracán ST EVO 2	PRO	1'34.744	1.623	0.116 11
11	7 LENEUTRE Joran	FRA	Valkre Lucas	Arkadia Racing	Huracán ST EVO 2	PRO	1'34.754	1.633	0.010 12
12	75 ORUDZHEV Egor	KGZ	ART Line	ART Line	Huracán ST EVO 2	PROAM	1'34.936	1.815	0.182 12
13	27 CABIROU Loris	FRA	Tribaudini Stephane	CMR	Huracán ST EVO 2	PRO	1'34.999	1.878	0.063 13
14	92 PLA Jim	FRA	Scuderia Villorba Corse	Scuderia Villorba Corse	Huracán ST EVO 2	PROAM	1'35.301	2.180	0.302 11
15	50 FABI Alessandro	ITA	DL Consulting	Lamborghini Roma by DL Racing	Huracán ST EVO 2	PRO	1'35.404	2.283	0.103 8
16	11 MAINETTI Alessandro	ITA	Oregon Team	Oregon Team	Huracán ST EVO 2	PRO	1'35.451	2.330	0.047 10
17	95 ZANON Ignazio	ITA	VSR	VSR	Huracán ST EVO 2	PROAM	1'35.531	2.410	0.080 9
18	99 WAGNER Yury	LUX	Leipert Motorsport	Leipert Motorsport	Huracán ST EVO 2	PRO	1'35.653	2.532	0.122 12
19	13 GUERIN Stephan	FRA	Guerin Stephan	Arkadia Racing	Huracán ST EVO 2	PROAM	1'36.460	3.339	0.807 12
20	20 VAN DEN BERG Benjamin	NLD	van den Berg Robert	HBR Motorsport	Huracán ST EVO 2	PROAM	1'36.514	3.393	0.054 12
21	68 LOCANTO Diego	ITA	DL Consulting	Lamborghini Roma by DL Racing	Huracán ST EVO 2	PROAM	1'36.599	3.478	0.085 5
22	14 BETTERA Enrico	ITA	Oregon Team	Oregon Team	Huracán ST EVO 2	PROAM	1'36.947	3.826	0.348 11
23	89 SCHOONDERWOERD Nigel	NLD	Iron Lynx	Iron Lynx	Huracán ST EVO 2	PROAM	1'37.117	3.996	0.170 13
24	51 POLLINI Matteo	ITA	Imperiale Sport Car Service	Imperiale Racing	Huracán ST EVO 2	PRO	1'37.200	4.079	0.083 11
25	78 COLOMBINI Emanuel	SMR	Iron Lynx	Iron Lynx	Huracán ST EVO 2	PROAM	1'37.219	4.098	0.019 13
26	66 FORMANEK Bronek	CZE	Micanek Motorsport ACCR Team	Micanek Motorsport ACCR Team	Huracán ST EVO 2	PROAM	1'37.578	4.457	0.359 8
27	15 GREENWOOD Robert	GBR	Target Racing	Lamborghini Stuttgart by Target Racing	Huracán ST EVO 2	PROAM	1'39.665	6.544	2.087 11
28	42 FREYMUTH Sebastian	DEU	AKF Motorsport	AKF Motorsport	Huracán ST EVO 2	PRO			0
29	71 RYBA Martin	SVK	Brutal Fish Racing Team	Brutal Fish Racing Team	Huracán ST EVO 2	PROAM			0

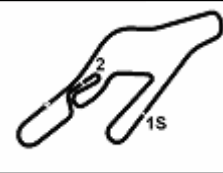
Driver n. 50 (Fabi A.) Time Deleted (1'36.519) - Exceeded Track Limits - Turn 13
 Driver n. 9 (Söderström O.) Time Deleted (1'37.300) - Exceeded Track Limits - Turn 7
 Driver n. 78 (Colombini E.) Time Deleted (1'38.019) - Exceeded Track Limits - Turn 11
 Driver n. 50 (Fabi A.) Best Lap Time Deleted (1'35.339) - Stewards decision n. 6
 Driver n. 16 (Spinelli L.) Best Lap Time Deleted (1'33.065) - Stewards decision n. 7

Humidity:	68%	AIR	15°C
Condition:	DRY	Temp:	14°C

Stewards : Alessandro Tibiletti Alice Scutellà Franco Leoni

Start 11/11/2023 16:10 End 16:36

Powered by FICr Perugia Timing



PRO - PRO AM - Results Qualifying 2

Autodromo Vallelunga 4.085 m

2 / 2

Penalty and Infringement

16.18	50 DL Consulting	Time Deleted (1'36.519) - Exceeded Track Limits - Turn 13
16.20	9 Target Racing	Time Deleted (1'37.300) - Exceeded Track Limits - Turn 7
16.34	78 Iron Lynx	Time Deleted (1'38.019) - Exceeded Track Limits - Turn 11
17.34	50 DL Consulting	Best Lap Time Deleted - Stewards dec. n. 6
17.35	16 VSR	Best Lap Time Deleted - Stewards dec. n. 7

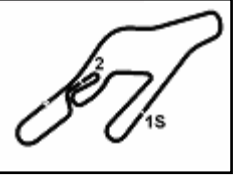
Fastest Laps Sequence

No.	Entrant	Nat	Team	Car	Local Time	Time	Gap	Avg
10	U. DE WILDE	PRT	Iron Lynx	Huracán ST EVO 2	16:13'21.599	1'35.634		153,774
86	B. LEITCH	NZL	Leipert Motorsport	Huracán ST EVO 2	16:14'14.850	1'34.286	-1.348	155,972
16	L. SPINELLI	POL	VSR	Huracán ST EVO 2	16:14'25.107	1'33.617	-0.669	157,087
16	L. SPINELLI	POL	VSR	Huracán ST EVO 2	16:15'58.228	1'33.121	-0.496	157,924

Stewards : Alessandro Tibiletti Alice Scutellà Franco Leoni

Start 16:10 End 16:36

Powered by FICr Perugia Timing



PRO - PRO AM - Best Sectors and Speed Qualifying 2

Autodromo Vallelunga 4.085 m

BEST LAP

1	16 SPINELLI Loris	Huracán ST EVO 2	1'33.121
2	81 SCHANDORFF Frederik	Huracán ST EVO 2	1'33.460
3	33 ARROW Daan	Huracán ST EVO 2	1'33.804
4	10 DE WILDE Ugo	Huracán ST EVO 2	1'33.836
5	28 BONDUEL Amaury	Huracán ST EVO 2	1'33.875
6	86 LEITCH Brendon	Huracán ST EVO 2	1'34.001
7	61 BALTHASAR Sebastian	Huracán ST EVO 2	1'34.089
8	9 SÖDERSTRÖM Oliver	Huracán ST EVO 2	1'34.616
9	6 STADSBADER Gilles	Huracán ST EVO 2	1'34.628
10	44 PUJEU BEYA Guillem	Huracán ST EVO 2	1'34.744
11	7 LENEUTRE Joran	Huracán ST EVO 2	1'34.754
12	75 ORUDZHEV Egor	Huracán ST EVO 2	1'34.936
13	27 CABIROU Loris	Huracán ST EVO 2	1'34.999
14	92 PLA Jim	Huracán ST EVO 2	1'35.301
15	50 FABI Alessandro	Huracán ST EVO 2	1'35.404
16	11 MAINETTI Alessandro	Huracán ST EVO 2	1'35.451
17	95 ZANON Ignazio	Huracán ST EVO 2	1'35.531
18	99 WAGNER Yury	Huracán ST EVO 2	1'35.653
19	13 GUERIN Stephan	Huracán ST EVO 2	1'36.400
20	20 VAN DEN BERG Benjamin	Huracán ST EVO 2	1'36.514
21	68 LOCANTO Diego	Huracán ST EVO 2	1'36.599
22	14 BETTERA Enrico	Huracán ST EVO 2	1'36.947
23	89 SCHOONDERWOERD Nigel	Huracán ST EVO 2	1'37.117
24	51 POLLINI Matteo	Huracán ST EVO 2	1'37.200
25	78 COLOMBINI Emanuel	Huracán ST EVO 2	1'37.219
26	66 FORMANEK Bronek	Huracán ST EVO 2	1'37.578
27	15 GREENWOOD Robert	Huracán ST EVO 2	1'39.665
28	42 FREYMUTH Sebastian	Huracán ST EVO 2	
29	71 RYBA Martin	Huracán ST EVO 2	

SPEED

1	33 ARROW Daan	Huracán ST EVO 2	249,4
2	50 FABI Alessandro	Huracán ST EVO 2	248,8
3	15 GREENWOOD Robert	Huracán ST EVO 2	246,6
4	16 SPINELLI Loris	Huracán ST EVO 2	246,6
5	10 DE WILDE Ugo	Huracán ST EVO 2	246,0
6	28 BONDUEL Amaury	Huracán ST EVO 2	246,0
7	86 LEITCH Brendon	Huracán ST EVO 2	246,0
8	99 WAGNER Yury	Huracán ST EVO 2	246,0
9	66 FORMANEK Bronek	Huracán ST EVO 2	245,5
10	81 SCHANDORFF Frederik	Huracán ST EVO 2	245,5
11	51 POLLINI Matteo	Huracán ST EVO 2	244,9
12	92 PLA Jim	Huracán ST EVO 2	244,9
13	44 PUJEU BEYA Guillem	Huracán ST EVO 2	244,3
14	13 GUERIN Stephan	Huracán ST EVO 2	244,3
15	78 COLOMBINI Emanuel	Huracán ST EVO 2	244,3
16	6 STADSBADER Gilles	Huracán ST EVO 2	244,3
17	7 LENEUTRE Joran	Huracán ST EVO 2	243,8
18	27 CABIROU Loris	Huracán ST EVO 2	243,8
19	95 ZANON Ignazio	Huracán ST EVO 2	243,8
20	61 BALTHASAR Sebastian	Huracán ST EVO 2	243,2
21	75 ORUDZHEV Egor	Huracán ST EVO 2	243,2
22	11 MAINETTI Alessandro	Huracán ST EVO 2	242,7
23	20 VAN DEN BERG Benjamin	Huracán ST EVO 2	242,7
24	89 SCHOONDERWOERD Nigel	Huracán ST EVO 2	242,2
25	9 SÖDERSTRÖM Oliver	Huracán ST EVO 2	241,1
26	68 LOCANTO Diego	Huracán ST EVO 2	241,1
27	14 BETTERA Enrico	Huracán ST EVO 2	240,0

SEG. 1

1	16 SPINELLI Loris	28.670
2	86 LEITCH Brendon	28.803
3	81 SCHANDORFF Frederik	28.894
4	61 BALTHASAR Sebastian	28.899
5	33 ARROW Daan	28.968
6	10 DE WILDE Ugo	29.004
7	28 BONDUEL Amaury	29.060
8	27 CABIROU Loris	29.148
9	9 SÖDERSTRÖM Oliver	29.234
10	7 LENEUTRE Joran	29.343
11	75 ORUDZHEV Egor	29.345
12	6 STADSBADER Gilles	29.347
13	95 ZANON Ignazio	29.369
14	50 FABI Alessandro	29.447
15	44 PUJEU BEYA Guillem	29.498
16	11 MAINETTI Alessandro	29.657
17	99 WAGNER Yury	29.704
18	92 PLA Jim	29.705
19	13 GUERIN Stephan	29.778
20	20 VAN DEN BERG Benjam	29.827
21	14 BETTERA Enrico	29.858
22	68 LOCANTO Diego	29.944
23	51 POLLINI Matteo	30.124
24	78 COLOMBINI Emanuel	30.338
25	66 FORMANEK Bronek	30.388
26	89 SCHOONDERWOERD	30.392
27	15 GREENWOOD Robert	30.759

SEG. 2

1	16 SPINELLI Loris	43.662
2	81 SCHANDORFF Frederik	43.844
3	33 ARROW Daan	43.852
4	10 DE WILDE Ugo	44.041
5	28 BONDUEL Amaury	44.120
6	86 LEITCH Brendon	44.214
7	6 STADSBADER Gilles	44.250
8	44 PUJEU BEYA Guillem	44.298
9	9 SÖDERSTRÖM Oliver	44.381
10	61 BALTHASAR Sebastian	44.435
11	7 LENEUTRE Joran	44.457
12	75 ORUDZHEV Egor	44.486
13	27 CABIROU Loris	44.548
14	92 PLA Jim	44.559
15	99 WAGNER Yury	44.637
16	11 MAINETTI Alessandro	44.675
17	50 FABI Alessandro	44.752
18	95 ZANON Ignazio	44.898
19	68 LOCANTO Diego	44.970
20	51 POLLINI Matteo	45.118
21	89 SCHOONDERWOERD	45.148
22	20 VAN DEN BERG Benjam	45.249
23	13 GUERIN Stephan	45.334
24	78 COLOMBINI Emanuel	45.347
25	66 FORMANEK Bronek	45.415
26	14 BETTERA Enrico	45.441
27	15 GREENWOOD Robert	46.434

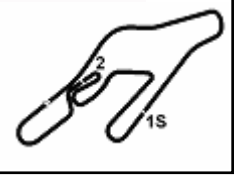
SEG. 3

1	16 SPINELLI Loris	20.487
2	81 SCHANDORFF Frederik	20.629
3	10 DE WILDE Ugo	20.631
4	28 BONDUEL Amaury	20.663
5	86 LEITCH Brendon	20.720
6	61 BALTHASAR Sebastian	20.755
7	6 STADSBADER Gilles	20.775
8	33 ARROW Daan	20.781
9	44 PUJEU BEYA Guillem	20.820
10	9 SÖDERSTRÖM Oliver	20.865
11	7 LENEUTRE Joran	20.877
12	11 MAINETTI Alessandro	20.929
13	27 CABIROU Loris	20.975
14	75 ORUDZHEV Egor	20.983
15	92 PLA Jim	21.004
16	50 FABI Alessandro	21.150
17	95 ZANON Ignazio	21.166
18	89 SCHOONDERWOERD	21.179
19	99 WAGNER Yury	21.199
20	20 VAN DEN BERG Benjam	21.220
21	78 COLOMBINI Emanuel	21.277
22	13 GUERIN Stephan	21.348
23	14 BETTERA Enrico	21.391
24	51 POLLINI Matteo	21.501
25	68 LOCANTO Diego	21.549
26	66 FORMANEK Bronek	21.563
27	15 GREENWOOD Robert	22.082

5th Round

4.4

PRO-PROAM



PRO - PRO AM - Ideal Time Qualifying 2

Autodromo Vallelunga 4.085 m

No. Driver Entrant	Car	Seg. 1 Diff. 1	Seg. 2 Diff. 2	Seg. 3 Diff. 3	Ideal Time		
					Best Lap	Pos.	Diff.
1 16 SPINELLI L. (ITA) VSR	Huracán ST EVO 2	28.670 +0.170	43.662 +0.132	20.487	1'32.819 1'33.121	1	0.302
2 81 SCHANDORFF F. (DNK) TARGET RACING	Huracán ST EVO 2	28.894 +0.093	43.844	20.629	1'33.367 1'33.460	2	0.093
3 33 ARROW D. (NLD) BONALDI MOTORSPORT	Huracán ST EVO 2	28.968 +0.203	43.852	20.781	1'33.601 1'33.804	3	0.203
4 10 DE WILDE U. (BEL) IRON LYNX	Huracán ST EVO 2	29.004 +0.037	44.041 +0.123	20.631	1'33.676 1'33.836	4	0.160
5 86 LEITCH B. (NZL) LEIPERT MOTORSPORT	Huracán ST EVO 2	28.803	44.214 +0.195	20.720 +0.069	1'33.737 1'34.001	6	0.264
6 28 BONDUEL A. (FRA) BONDUEL AMAURY	Huracán ST EVO 2	29.060	44.120 +0.032	20.663	1'33.843 1'33.875	5	0.032
7 61 BALTHASAR S. (DEU) OREGON TEAM	Huracán ST EVO 2	28.899	44.435	20.755	1'34.089 1'34.089	7	
8 6 STADSBADER G. (BEL) VSR	Huracán ST EVO 2	29.347 +0.249	44.250 +0.007	20.775	1'34.372 1'34.628	9	0.256
9 9 SÖDERSTRÖM O. (SWE) TARGET RACING	Huracán ST EVO 2	29.234	44.381 +0.136	20.865	1'34.480 1'34.616	8	0.136
10 44 PUJEU BEYA G. (ESP) OREGON TEAM	Huracán ST EVO 2	29.498	44.298 +0.076	20.820 +0.052	1'34.616 1'34.744	10	0.128
11 27 CABIROU L. (FRA) TRIBAUDINI STEPHANE	Huracán ST EVO 2	29.148 +0.328	44.548	20.975	1'34.671 1'34.999	13	0.328
12 7 LENEUTRE J. (FRA) VALKRE LUCAS	Huracán ST EVO 2	29.343	44.457	20.877 +0.077	1'34.677 1'34.754	11	0.077
13 75 ORUDZHEV E. (KGZ) ART LINE	Huracán ST EVO 2	29.345	44.486 +0.122	20.983	1'34.814 1'34.936	12	0.122
14 11 MAINETTI A. (ITA) OREGON TEAM	Huracán ST EVO 2	29.657	44.675 +0.071	20.929 +0.119	1'35.261 1'35.451	16	0.190
15 92 PLA J. (FRA) SCUDERIA VILLORBA CORSE	Huracán ST EVO 2	29.705	44.559	21.004 +0.033	1'35.268 1'35.301	14	0.033
16 50 FABI A. (ITA) DL CONSULTING	Huracán ST EVO 2	29.447 +0.025	44.752 +0.030	21.150	1'35.349 1'35.404	15	0.055
17 95 ZANON I. (ITA) VSR	Huracán ST EVO 2	29.369 +0.054	44.898 +0.044	21.166	1'35.433 1'35.531	17	0.098
18 99 WAGNER Y. (LUX) LEIPERT MOTORSPORT	Huracán ST EVO 2	29.704 +0.023	44.637	21.199 +0.090	1'35.540 1'35.653	18	0.113
19 20 VAN DEN BERG B. (NLD) VAN DEN BERG ROBERT	Huracán ST EVO 2	29.827 +0.116	45.249 +0.102	21.220	1'36.296 1'36.514	20	0.218
20 13 GUERIN S. (FRA) GUERIN STEPHAN	Huracán ST EVO 2	29.778	45.334	21.348	1'36.460 1'36.460	19	
21 68 LOCANTO D. (ITA) DL CONSULTING	Huracán ST EVO 2	29.944 +0.136	44.970	21.549	1'36.463 1'36.599	21	0.136
22 14 BETTERA E. (ITA) OREGON TEAM	Huracán ST EVO 2	29.858	45.441 +0.257	21.391	1'36.690 1'36.947	22	0.257
23 89 SCHOONDERWOERD IRON LYNX	Huracán ST EVO 2	30.392 +0.001	45.148	21.179 +0.397	1'36.719 1'37.117	23	0.398
24 51 POLLINI M. (ITA) IMPERIALE SPORT CAR SERVICE	Huracán ST EVO 2	30.124 +0.241	45.118 +0.216	21.501	1'36.743 1'37.200	24	0.457
25 78 COLOMBINI E. (SMR) IRON LYNX	Huracán ST EVO 2	30.338 +0.257	45.347	21.277	1'36.962 1'37.219	25	0.257
26 66 FORMANEK B. (CZE) MICANEK MOTORSPORT ACCR TE	Huracán ST EVO 2	30.388 +0.070	45.415	21.563 +0.142	1'37.366 1'37.578	26	0.212
27 15 GREENWOOD R. (GBR) TARGET RACING	Huracán ST EVO 2	30.759	46.434 +0.262	22.082 +0.128	1'39.275 1'39.665	27	0.390
42 FREYMUTH S. (DEU) AKF MOTORSPORT	Huracán ST EVO 2						
71 RYBA M. (SVK) BRUTAL FISH RACING TEAM	Huracán ST EVO 2						
Overall Ideal Time		28.670	28.670	43.662	20.487	1'32.819	

11/11/2023

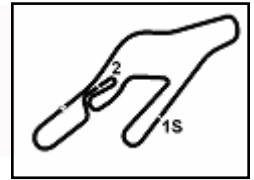
Powered by FICr Perugia Timing

ROGER DUBUIS

driving emotion



5th Round

4.5**PRO-PROAM**

PRO - PRO AM - Chronological Analysis Qualifying 2

Autodromo Vallelunga 4.085 m

1 / 4

6 VSR (1'34.628)						
Lap	Seg.1	Seg.2	Seg.3	Lap Time	km/h	Local Time
Gilles Stadsbader						
1						16:15'21.721
2	37.951	53.488	24.223	1'55.662P	184,6	16:17'17.383
3	29.664	44.250	20.847	1'34.761	242,7	16:18'52.144
4	29.442	44.444	20.950	1'34.836	244,3	16:20'26.980
5	29.707	45.058	24.782	1'39.547	243,2	16:22'06.527
6	29.347	44.362	21.094	1'34.803C	244,3	16:23'41.330
7	40.768	58.195	3'54.285	5'33.248P	150,4	16:29'14.578
8	34.955	46.799	23.598	1'45.352P	240,0	16:30'59.930
9	29.525	44.278	20.837	1'34.640	243,2	16:32'34.570
10	29.390	44.524	20.874	1'34.788	243,8	16:34'09.358
11	29.596	44.257	20.775	1'34.628	243,8	16:35'43.986

7 Valkre Lucas (1'34.754)						
Lap	Seg.1	Seg.2	Seg.3	Lap Time	km/h	Local Time
Joran Leneutre						
1						16:12'00.456
2	39.351	48.396	21.625	1'49.372P	173,9	16:13'49.828
3	30.023	46.877	21.416	1'38.316	243,8	16:15'28.144
4	29.979	44.854	21.167	1'36.000	240,0	16:17'04.144
5	29.650	44.794	20.991	1'35.435	243,8	16:18'39.579
6	29.565	44.858	20.959	1'35.382	242,7	16:20'14.961
7	32.800	50.604	22.417	1'45.821	188,8	16:22'00.782
8	29.644	44.843	21.026	1'35.513C	240,0	16:23'36.295
9	33.836	50.392	4'28.550	5'52.778P	186,9	16:29'29.073
10	37.481	50.676	23.515	1'51.672P	238,4	16:31'20.745
11	29.722	44.824	21.118	1'35.664	241,6	16:32'56.409
12	29.343	44.457	20.954	1'34.754	243,8	16:34'31.163
13	29.479	44.693	20.877	1'35.049	242,2	16:36'06.212

9 Target Racing (1'34.616)						
Lap	Seg.1	Seg.2	Seg.3	Lap Time	km/h	Local Time
Oliver Söderström						
1						16:12'36.258
2	36.614	45.335	21.135	1'43.084P	235,3	16:14'19.342
3	29.490	44.782	21.051	1'35.323	238,9	16:15'54.665
4	29.303	44.381	21.087	1'34.771	239,5	16:17'29.436
5	29.337	46.954	21.009	1'37.300C	241,1	16:19'06.736
6	29.234	44.517	20.865	1'34.616	240,0	16:20'41.352
7	29.366	44.691	20.936	1'34.993	239,5	16:22'16.345
8	31.501	55.137	5'28.932	6'55.570P	164,9	16:29'11.915
9	34.694	53.692	21.743	1'50.129P	232,8	16:31'02.044
10	29.527	44.692	23.976	1'38.195	238,9	16:32'40.239
11	29.504	44.715	21.277	1'35.496	240,0	16:34'15.735
12	29.384	44.490	20.898	1'34.772	241,1	16:35'50.507

10 Iron Lynx (1'33.836)						
Lap	Seg.1	Seg.2	Seg.3	Lap Time	km/h	Local Time
Ugo De Wilde						
1		44.962	20.871		236,8	16:11'45.965
2	29.655	44.915	21.064	1'35.634	243,8	16:13'21.599
3	29.209	44.041	20.759	1'34.009	244,3	16:14'55.608
4	29.041	44.164	20.631	1'33.836	246,0	16:16'29.444
5	29.038	49.681	25.016	1'43.735	245,5	16:18'13.179
6	29.146	55.494	28.270	1'52.910	245,5	16:20'06.089
7	29.057	46.542	23.079	1'38.678	244,9	16:21'44.767
8	29.004	44.143	20.744	1'33.891	244,9	16:23'18.658
9	33.015	1'00.899	4'14.951	5'48.865P	134,2	16:29'07.523
10	34.085	47.133	21.423	1'42.641P	242,7	16:30'50.164

11 Oregon Team (1'35.451)						
Lap	Seg.1	Seg.2	Seg.3	Lap Time	km/h	Local Time
Alessandro Mainetti						
1						16:12'12.682
2	36.650	46.894	21.449	1'44.993P	236,3	16:13'57.675
3	30.365	45.303	21.143	1'36.811	240,5	16:15'34.486
4	29.855	45.394	20.965	1'36.214	238,9	16:17'10.700
5	29.854	44.675	20.929	1'35.458	241,1	16:18'46.158
6	29.657	44.746	21.048	1'35.451	242,2	16:20'21.609
7	30.175	58.585	21.181	1'49.941	241,1	16:22'11.550
8	29.802	45.295	22.794	1'37.891C	242,2	16:23'49.441
9	36.115	55.644	3'59.014	5'30.773P	192,5	16:29'20.214
10	34.805	47.061	23.159	1'45.025P	239,5	16:31'05.239
11	29.836	45.465	22.007	1'37.308	242,7	16:32'42.547

13 Guerin Stephan (1'36.460)						
Lap	Seg.1	Seg.2	Seg.3	Lap Time	km/h	Local Time
Stephan Guerin						
1						16:12'01.561
2	38.709	49.028	21.946	1'49.683P	183,4	16:13'51.244
3	30.510	46.252	21.964	1'38.726	242,7	16:15'29.970
4	30.215	45.506	21.652	1'37.373	241,6	16:17'07.343
5	30.310	48.603	21.679	1'40.592	242,2	16:18'47.935
6	30.079	46.731	21.709	1'38.519	243,2	16:20'26.454
7	30.059	45.976	21.874	1'37.909	243,8	16:22'04.363
8	29.893	45.429	21.093	1'36.415C	242,7	16:23'40.778
9	39.964	58.878	3'59.642	5'38.484P	146,3	16:29'19.262
10	35.646	49.764	22.682	1'48.092P	236,8	16:31'07.354
11	30.056	45.937	21.540	1'37.533	243,2	16:32'44.887
12	30.438	45.404	21.462	1'37.304	243,8	16:34'22.191
13	29.778	45.334	21.348	1'36.460	244,3	16:35'58.651

14 Oregon Team (1'36.947)						
Lap	Seg.1	Seg.2	Seg.3	Lap Time	km/h	Local Time
Enrico Bettera						
1						16:11'53.624
2	36.575	46.684	21.964	1'45.223P	235,8	16:13'38.847
3	30.005	45.663	21.715	1'37.383	239,5	16:15'16.230
4	30.076	45.441	21.632	1'37.149	240,0	16:16'53.379
5	29.956	45.641	21.647	1'37.244	240,0	16:18'30.623
6	30.115	45.922	22.539	1'38.576	239,5	16:20'09.199
7	30.206	45.520	21.671	1'37.397	238,9	16:21'46.596
8	33.483	51.317	6'19.296	7'44.096P	235,3	16:29'30.692
9	37.268	50.565	24.117	1'51.950P	234,3	16:31'22.642
10	30.030	45.641	21.393	1'37.064	238,4	16:32'59.706
11	29.858	45.698	21.391	1'36.947	239,5	16:34'36.653
12	30.744	48.154	25.706	1'44.604	239,5	16:36'21.257

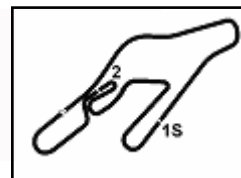
15 Target Racing (1'39.665)						
Lap	Seg.1	Seg.2	Seg.3	Lap Time	km/h	Local Time
Robert Greenwood						
1						16:10'35.710
2	42.085	50.701	23.269	1'56.055P	229,8	16:12'31.765
3	31.553	47.456	22.353	1'41.362	241,1	16:14'13.127
4	31.996	1'12.216	24.720	2'08.932	241,6	16:16'22.059
5	31.456	47.813	22.294	1'41.563	242,7	16:18'03.622
6	30.759	46.696	22.210	1'39.665	243,8	16:19'43.287
7	30.860	46.434	22.435	1'39.729	243,2	16:21'23.016
8	31.084	47.430	22.082	1'40.596	242,7	16:23'03.612

11/11/2023

P = Pits In/Out - C = Lap Time Cancelled

Powered by FICr Perugia Timing

ROGER DUBUIS**HANKOOK**
driving emotion



PRO - PRO AM - Chronological Analysis Qualifying 2

Autodromo Vallelunga 4.085 m

2 / 4

9	30.871	56.447	4'44.983	6'12.301P	243,8	16:29'15.913	3	29.101	44.120	20.714	1'33.935	242,7	16:14'53.878
10	38.259	51.343	23.151	1'52.753P	195,7	16:31'08.666	4	32.840	48.344	21.780	1'42.964	203,8	16:16'36.842
11	31.265	47.426	22.371	1'41.062	241,6	16:32'49.728	5	29.060	44.152	20.663	1'33.875	246,0	16:18'10.717
12	30.775	47.083	22.147	1'40.005	246,6	16:34'29.733	6	30.089	1'04.715	26.987	2'01.791	163,4	16:20'12.508

16 VSR (1'33.121)

Lap	Seg.1	Seg.2	Seg.3	Lap Time	km/h	Local Time
Loris Spinelli						
1						16:11'06.860
2	34.463	47.527	22.640	1'44.630P	235,3	16:12'51.490
3	29.320	43.737	20.560	1'33.617	241,6	16:14'25.107
4	28.840	43.794	20.487	1'33.121	243,2	16:15'58.228
5	28.938	43.662	20.465	1'33.065C	246,6	16:17'31.293
6	28.774	43.907	20.761	1'33.442	242,7	16:19'04.735
7	30.359	54.371	21.744	1'46.474	147,7	16:20'51.209
8	28.836	43.844	20.568	1'33.248	241,6	16:22'24.457
9	28.750	48.061	6'10.874	7'27.685P	243,2	16:29'52.142
10	33.707	47.037	21.279	1'42.023P	238,4	16:31'34.165
11	28.905	43.830	20.557	1'33.292	242,7	16:33'07.457
12	28.694	43.938	20.621	1'33.253	243,2	16:34'40.710

33 Bonaldi Motorsport (1'33.804)

Lap	Seg.1	Seg.2	Seg.3	Lap Time	km/h	Local Time
Daan Arrow						
1						16:12'48.215
2	43.138	54.056	21.222	1'58.416P	219,5	16:14'46.631
3	29.007	44.099	25.238	1'38.344	247,1	16:16'24.975
4	29.171	43.852	20.781	1'33.804	247,7	16:17'58.779
5	28.968	43.997	20.877	1'33.842	248,8	16:19'32.621
6	29.136	44.066	24.898	1'38.100	248,8	16:21'10.721
7	29.155	44.275	20.784	1'34.214	249,4	16:22'44.935
8	29.012	1'00.996	5'43.791	7'13.799P	248,8	16:29'58.734
9	34.815	52.560	21.472	1'48.847P	220,0	16:31'47.581

44 Oregon Team (1'34.744)

Lap	Seg.1	Seg.2	Seg.3	Lap Time	km/h	Local Time
Guillem Pujeu Beya						
1						16:11'05.269
2	37.112	47.127	24.558	1'48.797P	234,3	16:12'54.066
3	30.348	44.921	21.156	1'36.425	241,6	16:14'30.491
4	29.608	44.298	21.062	1'34.968	241,6	16:16'05.459
5	29.687	44.356	20.820	1'34.863	242,7	16:17'40.322
6	29.636	45.088	1'45.373	3'00.097P	242,2	16:20'40.419
7	34.651	46.285	24.027	1'44.963P	243,8	16:22'25.382
8	30.072	46.610	6'29.685	7'46.367P	241,1	16:30'11.749
9	34.726	47.988	21.371	1'44.085P	240,5	16:31'55.834
10	29.787	44.606	21.080	1'35.473	242,7	16:33'31.307
11	29.587	44.323	20.996	1'34.906	244,3	16:35'06.213
12	29.498	44.374	20.872	1'34.744	243,2	16:36'40.957

20 van den Berg Robert (1'36.514)

Lap	Seg.1	Seg.2	Seg.3	Lap Time	km/h	Local Time
Benjamin van den Berg						
1						16:11'14.119
2	38.674	48.089	21.943	1'48.706P	237,9	16:13'02.825
3	30.459	45.611	21.385	1'37.455	241,1	16:14'40.280
4	30.652	50.925	24.265	1'45.842	240,0	16:16'26.122
5	30.410	45.563	21.831	1'37.804	240,0	16:18'03.926
6	30.846	59.577	24.590	1'55.013	240,0	16:19'58.939
7	30.185	45.340	21.619	1'37.144	241,6	16:21'36.083
8	30.092	45.766	21.331	1'37.189	242,7	16:23'13.272
9	32.148	1'00.825	4'24.379	5'57.352P	165,4	16:29'10.624
10	34.600	47.731	22.433	1'44.764P	239,5	16:30'55.388
11	29.943	45.351	21.220	1'36.514	241,6	16:32'31.902
12	30.300	50.792	24.842	1'45.934	238,9	16:34'17.836
13	29.827	45.249	21.491	1'36.567	242,2	16:35'54.403

50 DL Consulting (1'35.404)

Lap	Seg.1	Seg.2	Seg.3	Lap Time	km/h	Local Time
Alessandro Fabi						
1						16:10'37.892
2	40.010	46.648	21.425	1'48.083P	234,3	16:12'25.975
3	29.682	44.894	21.196	1'35.772	246,6	16:14'01.747
4	29.472	44.782	21.150	1'35.404	248,3	16:15'37.151
5	29.719	45.353	21.447	1'36.519C	248,8	16:17'13.670
6	29.501	44.972	21.170	1'35.643	248,3	16:18'49.313
7	29.836	57.592	22.845	1'50.273	246,0	16:20'39.586
8	29.533	44.752	21.054	1'35.339C	247,7	16:22'14.925
9	29.447	44.901	21.621	1'35.969C	247,7	16:23'50.894

27 Tribaudini Stephane (1'34.999)

Lap	Seg.1	Seg.2	Seg.3	Lap Time	km/h	Local Time
Loris Cabirou						
1						16:10'10.915
2	35.538	47.353	21.518	1'44.409P	237,4	16:11'55.324
3	29.991	45.318	21.172	1'36.481	241,1	16:13'31.805
4	29.476	44.548	20.975	1'34.999	242,2	16:15'06.804
5	29.380	49.434	21.496	1'40.310	242,7	16:16'47.114
6	29.148	45.082	22.588	1'36.818	243,2	16:18'23.932
7	29.272	45.097	21.941	1'36.310	243,8	16:20'00.242
8	29.370	48.601	21.406	1'39.377	243,2	16:21'39.619
9	29.411	44.802	21.050	1'35.263	243,8	16:23'14.882
10	31.922	1'01.944	2'34.607	4'08.473P	162,9	16:27'23.355
11	2'14.823	46.284	21.332	3'22.439P	239,5	16:30'45.794
12	29.263	44.850	21.289	1'35.402	242,7	16:32'21.196
13	29.458	44.869	21.254	1'35.581	242,7	16:33'56.777
14	29.385	44.938	21.109	1'35.432	243,2	16:35'32.209

51 Imperiale Sport Car Service (1'37.200)

Lap	Seg.1	Seg.2	Seg.3	Lap Time	km/h	Local Time
Matteo Pollini						
1						16:10'14.113
2	39.370	48.543	22.447	1'50.360P	196,4	16:12'04.473
3	30.609	45.906	21.894	1'38.409	241,6	16:13'42.882
4	30.719	45.687	21.586	1'37.992	243,2	16:15'20.874
5	30.365	45.334	21.501	1'37.200	243,2	16:16'58.074
6	30.571	45.552	21.725	1'37.848	244,9	16:18'35.922
7	30.671	45.118	22.338	1'38.127	244,9	16:20'14.049
8	32.436	47.157	7'43.934	9'03.527P	216,0	16:29'17.576
9	36.579	47.100	22.052	1'45.731P	238,9	16:31'03.307
10	30.661	46.094	21.501	1'38.256	242,7	16:32'41.563
11	30.124	45.488	21.648	1'37.260	243,8	16:34'18.823

28 Bonduel Amaury (1'33.875)

Lap	Seg.1	Seg.2	Seg.3	Lap Time	km/h	Local Time
Amaury Bonduel						
1						16:11'33.602
2	36.206	48.291	21.844	1'46.341P	199,3	16:13'19.943

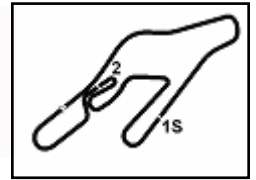
11/11/2023

P = Pits In/Out - C = Lap Time Cancelled



5th Round

4.5
PRO-PROAM



PRO - PRO AM - Chronological Analysis Qualifying 2

Autodromo Vallelunga 4.085 m

3 / 4

12 30.207 45.730 21.591 1'37.528 244,3 16:35'56.351

2 35.543 46.293 21.577 1'43.413P 236,8 16:11'49.842

3 **30.338** 45.627 21.517 1'37.482 242,7 16:13'27.324

4 30.595 **45.347** **21.277** **1'37.219** 243,2 16:15'04.543

5 30.515 45.542 21.312 1'37.369 242,7 16:16'41.912

6 30.408 45.409 21.428 1'37.245 243,8 16:18'19.157

7 31.782 53.493 27.986 1'53.261 241,6 16:20'12.418

8 32.086 46.158 21.640 1'39.884 227,4 16:21'52.302

9 30.373 45.553 21.375 1'37.301 **244,3** 16:23'29.603

10 34.700 54.892 4'09.753 5'39.345P 218,6 16:29'08.948

11 34.593 46.687 21.695 1'42.975P 241,6 16:30'51.923

12 30.792 45.573 21.840 1'38.205 242,7 16:32'30.128

13 30.588 45.966 21.465 1'38.019C 242,7 16:34'08.147

14 30.676 46.160 21.573 1'38.409 243,8 16:35'46.556

61 Oregon Team (1'34.089)

Lap	Seg.1	Seg.2	Seg.3	Lap Time	km/h	Local Time
Sebastian Balthasar						
1						16:15'28.813
2	35.754	56.507	22.262	1'54.523P	165,4	16:17'23.336
3	30.781	45.401	20.858	1'37.040	241,6	16:19'00.376
4	29.043	45.445	21.036	1'35.524	241,1	16:20'35.900
5	28.943	44.488	20.811	1'34.242	242,7	16:22'10.142
6	29.103	52.017	6'39.297	8'00.417P	240,5	16:30'10.559
7	33.131	47.523	21.019	1'41.673P	239,5	16:31'52.232
8	29.131	44.456	20.805	1'34.392	241,1	16:33'26.624
9	28.982	44.506	20.796	1'34.284	243,2	16:35'00.908
10	28.899	44.435	20.755	1'34.089	241,1	16:36'34.997

81 Target Racing (1'33.460)

Lap	Seg.1	Seg.2	Seg.3	Lap Time	km/h	Local Time
Frederik Schandorff						
1						16:12'33.538
2	34.082	44.704	20.947	1'39.733P	242,2	16:14'13.271
3	29.826	44.317	20.874	1'35.017	244,3	16:15'48.288
4	29.203	44.150	20.719	1'34.072	244,9	16:17'22.360
5	28.987	43.844	20.629	1'33.460	244,9	16:18'55.820
6	28.950	45.606	2'15.327	3'29.883P	245,5	16:22'25.703
7	35.776	46.315	6'26.499	7'48.590P	235,8	16:30'14.293
8	33.630	47.548	28.520	1'49.698P	241,6	16:32'03.991
9	29.046	45.808	22.636	1'37.490	244,9	16:33'41.481
10	28.909	44.511	20.910	1'34.330	245,5	16:35'15.811

66 Micanek Motorsport ACCR Team (1'37.578)

Lap	Seg.1	Seg.2	Seg.3	Lap Time	km/h	Local Time
Bronek Formanek						
1						16:11'35.153
2	36.293	49.817	21.563	1'47.673P	201,5	16:13'22.826
3	30.729	45.594	22.037	1'38.360	243,8	16:15'01.186
4	30.458	45.415	21.705	1'37.578	242,2	16:16'38.764
5	30.388	45.684	21.719	1'37.791	243,8	16:18'16.555
6	34.301	56.703	22.578	1'53.582	199,3	16:20'10.137
7	30.665	45.496	21.890	1'38.051	245,5	16:21'48.188
8	30.646	45.797	21.933	1'38.376	244,3	16:23'26.564
9	33.614	55.597	4'31.604	6'00.815P	221,3	16:29'27.379

86 Leipert Motorsport (1'34.001)

Lap	Seg.1	Seg.2	Seg.3	Lap Time	km/h	Local Time
Brendon Leitch						
1						16:10'53.963
2	35.211	48.267	23.123	1'46.601P	235,3	16:12'40.564
3	29.352	44.214	20.720	1'34.286	241,6	16:14'14.850
4	29.288	44.485	20.893	1'34.666	242,2	16:15'49.516
5	29.000	44.472	21.001	1'34.473	243,8	16:17'23.989
6	29.035	45.124	20.994	1'35.153	243,8	16:18'59.142
7	29.054	44.385	20.925	1'34.364	242,2	16:20'33.506
8	28.953	44.597	20.867	1'34.417	243,8	16:22'07.923
9	29.128	56.574	6'21.120	7'46.822P	243,8	16:29'54.745
10	34.031	46.276	21.479	1'41.786P	240,5	16:31'36.531
11	29.080	44.456	20.755	1'34.291	243,2	16:33'10.822
12	28.975	44.326	20.775	1'34.076	246,0	16:34'44.898
13	28.803	44.409	20.789	1'34.001	240,5	16:36'18.899

68 DL Consulting (1'36.599)

Lap	Seg.1	Seg.2	Seg.3	Lap Time	km/h	Local Time
Diego Locanto						
1						16:13'02.944
2	36.717	48.285	21.762	1'46.764P	237,9	16:14'49.708
3	30.143	45.182	21.617	1'36.942	241,1	16:16'26.650
4	30.260	45.780	21.660	1'37.700	240,0	16:18'04.350
5	33.941	54.597	22.122	1'50.660	195,3	16:19'55.010
6	30.080	44.970	21.549	1'36.599	240,0	16:21'31.609

75 ART Line (1'34.936)

Lap	Seg.1	Seg.2	Seg.3	Lap Time	km/h	Local Time
Egor Orudzhev						
1						16:10'09.321
2	36.445	48.754	21.716	1'46.915P	200,4	16:11'56.236
3	31.063	47.648	22.168	1'40.879	230,8	16:13'37.115
4	29.743	45.103	21.020	1'35.866	242,2	16:15'12.981
5	29.969	44.486	24.477	1'38.932	242,2	16:16'51.913
6	29.544	44.806	21.051	1'35.401	242,2	16:18'27.314
7	29.670	45.361	1'36.253	2'51.284P	243,2	16:21'18.598
8	36.170	45.267	20.999	1'42.436P	240,5	16:23'01.034
9	29.494	58.494	2'51.745	4'19.733CP	242,7	16:27'20.767
10	2'15.442	45.215	21.341	3'21.998P	223,1	16:30'42.765
11	29.413	44.810	21.077	1'35.300	243,2	16:32'18.065
12	29.345	44.608	20.983	1'34.936	242,7	16:33'53.001
13	29.460	44.927	20.986	1'35.373	243,2	16:35'28.374

89 Iron Lynx (1'37.117)

Lap	Seg.1	Seg.2	Seg.3	Lap Time	km/h	Local Time
Nigel Schoonderwoerd						
1						16:10'05.039
2	35.959	46.035	21.594	1'43.588P	235,8	16:11'48.627
3	30.393	45.148	21.576	1'37.117	240,5	16:13'25.744
4	30.457	45.250	21.758	1'37.465	240,0	16:15'03.209
5	30.688	45.434	21.324	1'37.446	240,5	16:16'40.655
6	30.513	45.476	21.179	1'37.168	241,1	16:18'17.823
7	30.790	46.032	21.828	1'38.650	241,6	16:19'56.473
8	30.392	45.523	21.433	1'37.348	241,1	16:21'33.821
9	30.663	47.011	21.501	1'39.175	240,0	16:23'12.996
10	30.971	1'00.742	4'21.956	5'53.669P	183,7	16:29'06.665
11	35.094	47.756	21.869	1'44.719P	213,4	16:30'51.384
12	30.416	47.791	21.820	1'40.027	241,1	16:32'31.411
13	30.541	45.628	22.667	1'38.836	240,5	16:34'10.247

78 Iron Lynx (1'37.219)

Lap	Seg.1	Seg.2	Seg.3	Lap Time	km/h	Local Time
Emanuel Colombini						
1						16:10'06.429

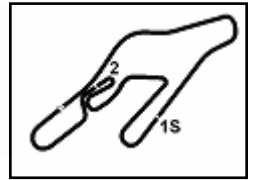
11/11/2023

P = Pits In/Out - C = Lap Time Cancelled

Powered by FICr Perugia Timing

ROGER DUBUIS





PRO - PRO AM - Chronological Analysis Qualifying 2

Autodromo Vallelunga 4.085 m

4 / 4

 14 30.693 45.370 21.637 1'37.700 **242,2** 16:35'47.947

92 Scuderia Villorba Corse (1'35.301)

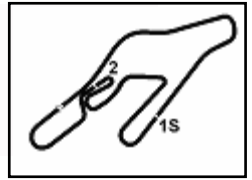
Lap	Seg.1	Seg.2	Seg.3	Lap Time	km/h	Local Time
Jim Pla						
1						16:10'07.801
2	35.346	50.046	21.615	1'47.007P	240,0	16:11'54.808
3	30.104	46.534	21.423	1'38.061	241,6	16:13'32.869
4	29.831	44.637	21.251	1'35.719	243,8	16:15'08.588
5	31.728	46.415	22.722	1'40.865	226,4	16:16'49.453
6	29.705	44.559	21.037	1'35.301	244,9	16:18'24.754
7	29.818	45.542	23.754	1'39.114	244,3	16:20'03.868
8	30.026	45.280	1'24.468	2'39.774P	244,9	16:22'43.642
9	34.581	58.770	4'47.224	6'20.575P	243,8	16:29'04.217
10	35.276	45.976	21.713	1'42.965P	241,6	16:30'47.182
11	29.835	44.969	21.195	1'35.999	243,8	16:32'23.181
12	29.837	44.763	21.004	1'35.604	244,9	16:33'58.785

95 VSR (1'35.531)

Lap	Seg.1	Seg.2	Seg.3	Lap Time	km/h	Local Time
Ignazio Zanon						
1						16:12'46.212
2	36.769	48.155	21.711	1'46.635P	238,9	16:14'32.847
3	29.756	45.464	21.771	1'36.991	243,2	16:16'09.838
4	29.770	45.142	21.253	1'36.165	243,2	16:17'46.003
5	29.653	44.898	21.466	1'36.017	242,7	16:19'22.020
6	29.423	44.942	21.166	1'35.531	243,8	16:20'57.551
7	29.369	46.264	21.807	1'37.440	243,2	16:22'34.991
8	29.774	50.406	5'27.331	6'47.511P	242,7	16:29'22.502
9	38.106	52.589	22.105	1'52.800P	189,8	16:31'15.302
10	29.561	45.032	21.279	1'35.872	242,2	16:32'51.174

99 Leipert Motorsport (1'35.653)

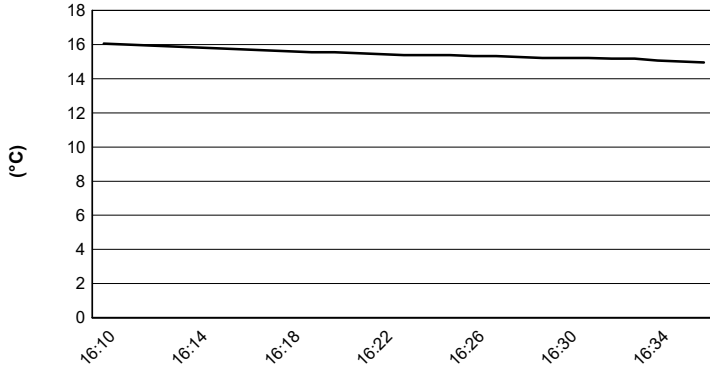
Lap	Seg.1	Seg.2	Seg.3	Lap Time	km/h	Local Time
Yury Wagner						
1						16:11'07.761
2	38.197	47.401	23.536	1'49.134P	237,9	16:12'56.895
3	30.388	45.201	21.466	1'37.055	242,7	16:14'33.950
4	30.141	45.126	21.323	1'36.590	243,8	16:16'10.540
5	29.992	46.024	23.745	1'39.761	243,2	16:17'50.301
6	29.955	45.055	21.199	1'36.209	243,8	16:19'26.510
7	29.790	44.686	21.283	1'35.759	243,2	16:21'02.269
8	29.727	44.637	21.289	1'35.653	243,2	16:22'37.922
9	29.779	51.585	5'13.927	6'35.291P	243,8	16:29'13.213
10	35.460	46.423	21.996	1'43.879P	240,0	16:30'57.092
11	29.871	48.626	21.542	1'40.039	243,8	16:32'37.131
12	29.819	45.006	21.391	1'36.216	244,3	16:34'13.347
13	29.704	44.764	21.448	1'35.916	246,0	16:35'49.263



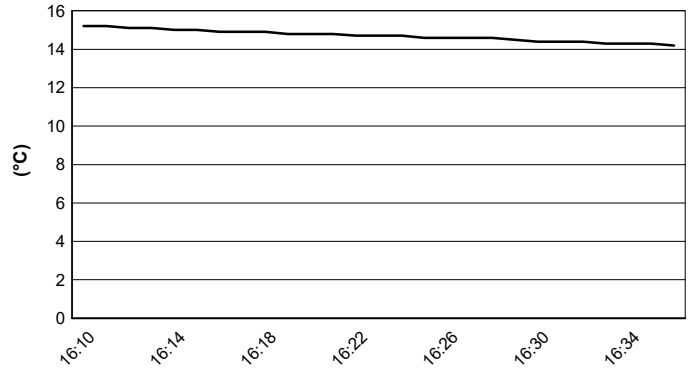
PRO - PRO AM - Weather Report Qualifying 2

Session started 16:10 - Session ended 16:36

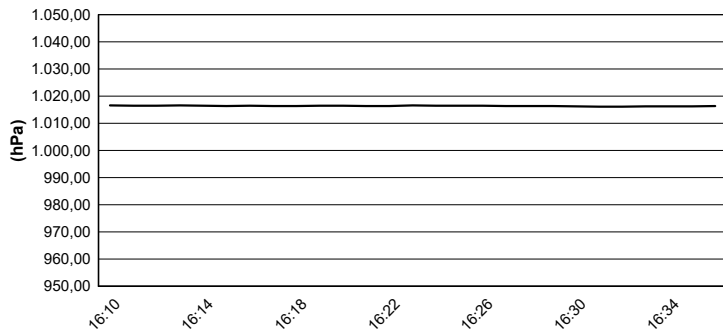
Air Temperature



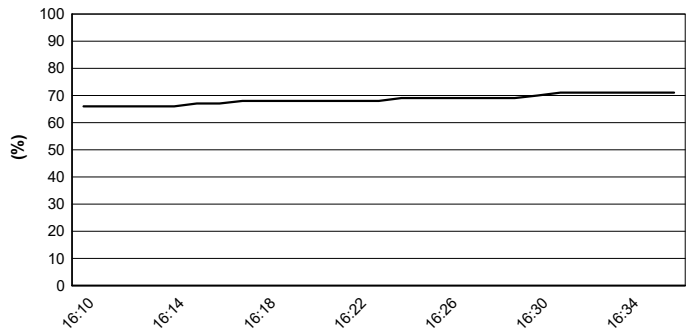
Track Temperature



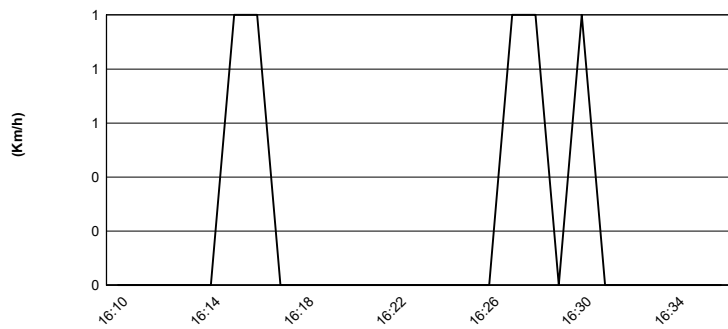
Air Pressure



Humidity



Wind Speed



Wind Direction

