



AM - LC - Results Qualifying 2

Autodromo Vallelunga 4.085 m

1 / 2

No.	Driver	Nat	Entrant	Team	Car	Class	Time	Gap	Rel.	Laps
1	18 MEYUHAS Roeë	USA	Boutsen VDS	Boutsen VDS	Huracán ST EVO 2	AM	1'34.328			10
2	63 VARUTTI Alban	FRA	Piguet Julien	Autovitesse	Huracán ST EVO 2	AM	1'34.390	0.062	0.062	8
3	60 RANDAZZO Piergiacomo	ITA	VSR	VSR	Huracán ST EVO 2	AM	1'34.588	0.260	0.198	9
4	62 BADAWY Ibrahim	EGY	DL Consulting	Lamborghini Roma by DL Racing	Huracán ST EVO 2	AM	1'34.626	0.298	0.038	9
5	8 PRIVITELIO Donovan	FRA	Iron Lynx	Iron Lynx	Huracán ST EVO 2	LC	1'34.652	0.324	0.026	12
6	2 KUPPENS Renaud	BEL	Boutsen VDS	Boutsen VDS	Huracán ST EVO 2	AM	1'35.089	0.761	0.437	9
7	5 LEWANDOWSKI Adrian	POL	GT3 Poland	GT3 Poland	Huracán ST EVO 2	AM	1'35.626	1.298	0.537	12
8	21 RINDONE Gabriel	ITA	Leipert Motorsport	Leipert Motorsport	Huracán ST EVO 2	AM	1'36.214	1.886	0.588	5
9	90 HARMSEN Holger	DEU	GT3 Poland	GT3 Poland	Huracán ST EVO 2	AM	1'37.124	2.796	0.910	11
10	65 KREBS Jürgen	DEU	Leipert Motorsport	Leipert Motorsport	Huracán ST EVO 2	LC	1'37.255	2.927	0.131	11
11	32 MATIC Petar	SRB	Bonaldi Motorsport	Bonaldi Motorsport	Huracán ST EVO 2	LC	1'37.296	2.968	0.041	11
12	69 BUTKEVICIUS Audrius	LTU	RD Signs Racing Team	RD Signs Racing Team	Huracán ST EVO 2	AM	1'37.777	3.449	0.481	9
13	77 HERNANDEZ ORTEGA Alfredo	MEX	Hernandez Ortega Alfredo	BDR Competition by Grupo Prom	Huracán ST EVO 2	LC	1'38.175	3.847	0.398	11
14	4 GOSSELIN Claude-Yves	BEL	Iron Lynx	Iron Lynx	Huracán ST EVO 2	AM	1'38.198	3.870	0.023	12
15	23 LINTHOUT Kenneth	BEL	Martlé Mario	Totaalplan Racing	Huracán ST EVO 2	LC	1'38.349	4.021	0.151	11
16	88 LI Kerong	CHN	Leipert Motorsport	Leipert Motorsport	Huracán ST EVO 2	AM	1'38.373	4.045	0.024	12
17	40 BAILLY Nigel	BEL	Wilfried Cazalbon	CMR	Huracán ST EVO 2	AM	1'38.795	4.467	0.422	11
18	22 DVORACEK Libor	CZE	Micanek ACCR Team	Micanek Motorsport ACCR Team	Huracán ST EVO 2	LC	1'39.034	4.706	0.239	12
19	54 KEATS Jason	CAN	Brutal Fish Racing Team	Brutal Fish Racing Team	Huracán ST EVO 2	LC	1'39.068	4.740	0.034	11
20	24 FREYMUTH Oliver	DEU	AKF Motorsport	AKF Motorsport	Huracán ST EVO 2	AM	1'39.457	5.129	0.389	10
21	17 DOMS Serge	BEL	Doms Serge	BDR Competition by Grupo Prom	Huracán ST EVO 2	LC	1'40.774	6.446	1.317	11

N. 23 (Linthout K.) Best Lap Time deleted - causing a collision

Humidity:	62%	AIR	16°C
Condition:	DRY	Temp:	16°C

Stewards : Alessandro Tibiletti Alice Scutellà Franco Leoni

Start 11/11/2023 15:10 End 15:32

Powered by FICr Perugia Timing

ROGER DUBUIS

driving emotion



AM - LC - Results Qualifying 2

Autodromo Vallelunga 4.085 m

2 / 2

Penalty and Infringement

 15.24 23 **Martí Mario** Best Lap Time Cancelled - causing a collision

Fastest Laps Sequence

No.	Entrant	Nat	Team	Car	Local Time	Time	Gap	Avg
40	N. BAILLY	BEL	CMR	Huracán ST EVO 2	15:13'44.996	1'39.835		147,303
65	J. KREBS	DEU	Leipert Motorsport	Huracán ST EVO 2	15:14'08.797	1'38.425	-1.410	149,413
8	D. PRIVITELIO	SMR	Iron Lynx	Huracán ST EVO 2	15:14'14.271	1'36.656	-1.769	152,148
18	R. MEYUHAS	FRA	Boutsen VDS	Huracán ST EVO 2	15:14'34.717	1'35.648	-1.008	153,751
8	D. PRIVITELIO	SMR	Iron Lynx	Huracán ST EVO 2	15:15'49.782	1'35.511	-0.137	153,972
18	R. MEYUHAS	FRA	Boutsen VDS	Huracán ST EVO 2	15:17'45.701	1'34.845	-0.666	155,053
62	I. BADAWEY	EGY	Lamborghini Roma by DL Racing	Huracán ST EVO 2	15:18'37.544	1'34.626	-0.219	155,412
63	A. VARUTTI	FRA	Autovitesse	Huracán ST EVO 2	15:21'05.055	1'34.390	-0.236	155,800
18	R. MEYUHAS	FRA	Boutsen VDS	Huracán ST EVO 2	15:24'32.489	1'34.328	-0.062	155,903

Stewards : Alessandro Tibiletti Alice Scutellà Franco Leoni

Start 15:10 End 15:32

Powered by FICr Perugia Timing



AM - LC - Best Sectors and Speed Qualifying 2

Autodromo Vallelunga 4.085 m

BEST LAP

1	18 MEYUHAS Rooe	Huracán ST EVO 2	1'34.328
2	63 VARUTTI Alban	Huracán ST EVO 2	1'34.390
3	60 RANDAZZO Piergiacomo	Huracán ST EVO 2	1'34.588
4	62 BADAWY Ibrahim	Huracán ST EVO 2	1'34.626
5	8 PRIVITELIO Donovan	Huracán ST EVO 2	1'34.652
6	2 KUPPENS Renaud	Huracán ST EVO 2	1'35.089
7	5 LEWANDOWSKI Adrian	Huracán ST EVO 2	1'35.626
8	21 RINDONE Gabriel	Huracán ST EVO 2	1'36.214
9	90 HARMSSEN Holger	Huracán ST EVO 2	1'37.124
10	65 KREBS Jürgen	Huracán ST EVO 2	1'37.255
11	32 MATIC Petar	Huracán ST EVO 2	1'37.296
12	69 BUTKEVICIUS Audrius	Huracán ST EVO 2	1'37.777
13	77 HERNANDEZ ORTEGA Alfred	Huracán ST EVO 2	1'38.175
14	4 GOSSELIN Claude-Yves	Huracán ST EVO 2	1'38.198
15	23 LINTHOUT Kenneth	Huracán ST EVO 2	1'38.349
16	88 LI Kerong	Huracán ST EVO 2	1'38.373
17	40 BAILLY Nigel	Huracán ST EVO 2	1'38.795
18	22 DVORACEK Libor	Huracán ST EVO 2	1'39.034
19	54 KEATS Jason	Huracán ST EVO 2	1'39.068
20	24 FREYMUTH Oliver	Huracán ST EVO 2	1'39.457
21	17 DOMS Serge	Huracán ST EVO 2	1'40.774

SPEED

1	8 PRIVITELIO Donovan	Huracán ST EVO 2	245,5
2	17 DOMS Serge	Huracán ST EVO 2	244,9
3	63 VARUTTI Alban	Huracán ST EVO 2	244,9
4	32 MATIC Petar	Huracán ST EVO 2	244,3
5	23 LINTHOUT Kenneth	Huracán ST EVO 2	243,8
6	4 GOSSELIN Claude-Yves	Huracán ST EVO 2	242,7
7	5 LEWANDOWSKI Adrian	Huracán ST EVO 2	242,7
8	62 BADAWY Ibrahim	Huracán ST EVO 2	242,7
9	90 HARMSSEN Holger	Huracán ST EVO 2	242,7
10	18 MEYUHAS Rooe	Huracán ST EVO 2	241,6
11	60 RANDAZZO Piergiacomo	Huracán ST EVO 2	241,1
12	2 KUPPENS Renaud	Huracán ST EVO 2	241,1
13	40 BAILLY Nigel	Huracán ST EVO 2	240,5
14	65 KREBS Jürgen	Huracán ST EVO 2	240,5
15	88 LI Kerong	Huracán ST EVO 2	240,5
16	24 FREYMUTH Oliver	Huracán ST EVO 2	240,0
17	77 HERNANDEZ ORTEGA Alfred	Huracán ST EVO 2	240,0
18	22 DVORACEK Libor	Huracán ST EVO 2	239,5
19	54 KEATS Jason	Huracán ST EVO 2	239,5
20	21 RINDONE Gabriel	Huracán ST EVO 2	238,9
21	69 BUTKEVICIUS Audrius	Huracán ST EVO 2	235,3

SEG. 1

1	8 PRIVITELIO Donovan	29.028
2	18 MEYUHAS Rooe	29.168
3	2 KUPPENS Renaud	29.212
4	62 BADAWY Ibrahim	29.226
5	63 VARUTTI Alban	29.227
6	60 RANDAZZO Piergiacomo	29.348
7	21 RINDONE Gabriel	29.758
8	5 LEWANDOWSKI Adrian	29.773
9	90 HARMSSEN Holger	30.002
10	65 KREBS Jürgen	30.178
11	32 MATIC Petar	30.207
12	88 LI Kerong	30.284
13	4 GOSSELIN Claude-Yves	30.442
14	40 BAILLY Nigel	30.564
15	77 HERNANDEZ ORTEGA	30.657
16	69 BUTKEVICIUS Audrius	30.666
17	22 DVORACEK Libor	30.778
18	23 LINTHOUT Kenneth	30.808
19	24 FREYMUTH Oliver	30.826
20	54 KEATS Jason	31.183
21	17 DOMS Serge	31.255

SEG. 2

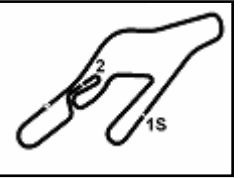
1	18 MEYUHAS Rooe	44.234
2	60 RANDAZZO Piergiacomo	44.379
3	62 BADAWY Ibrahim	44.392
4	63 VARUTTI Alban	44.418
5	8 PRIVITELIO Donovan	44.627
6	5 LEWANDOWSKI Adrian	44.678
7	2 KUPPENS Renaud	44.880
8	21 RINDONE Gabriel	45.134
9	32 MATIC Petar	45.366
10	69 BUTKEVICIUS Audrius	45.428
11	23 LINTHOUT Kenneth	45.453
12	65 KREBS Jürgen	45.473
13	90 HARMSSEN Holger	45.498
14	77 HERNANDEZ ORTEGA	45.853
15	4 GOSSELIN Claude-Yves	45.915
16	54 KEATS Jason	45.934
17	88 LI Kerong	45.936
18	40 BAILLY Nigel	45.974
19	22 DVORACEK Libor	46.336
20	24 FREYMUTH Oliver	46.502
21	17 DOMS Serge	46.687

SEG. 3

1	63 VARUTTI Alban	20.745
2	18 MEYUHAS Rooe	20.817
3	8 PRIVITELIO Donovan	20.829
4	60 RANDAZZO Piergiacomo	20.861
5	2 KUPPENS Renaud	20.865
6	21 RINDONE Gabriel	20.950
7	62 BADAWY Ibrahim	21.008
8	5 LEWANDOWSKI Adrian	21.014
9	32 MATIC Petar	21.261
10	90 HARMSSEN Holger	21.460
11	65 KREBS Jürgen	21.468
12	4 GOSSELIN Claude-Yves	21.585
13	77 HERNANDEZ ORTEGA	21.598
14	69 BUTKEVICIUS Audrius	21.612
15	22 DVORACEK Libor	21.639
16	88 LI Kerong	21.640
17	23 LINTHOUT Kenneth	21.642
18	40 BAILLY Nigel	21.819
19	54 KEATS Jason	21.853
20	24 FREYMUTH Oliver	21.948
21	17 DOMS Serge	22.294



5th Round

4.4**AM-LC**

AM - LC - Ideal Time Qualifying 2

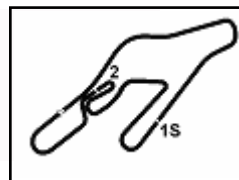
Autodromo Vallelunga 4.085 m

No.	Driver Entrant	Car	Seg. 1	Seg. 2	Seg. 3	Ideal Time			
			Diff. 1	Diff. 2	Diff. 3	Best Lap	Pos.	Diff.	
1	18 MEYUHAS R. (USA) BOUTSEN VDS	Huracán ST EVO 2	29.168 +0.109	44.234	20.817	1'34.219 1'34.328	1	0.109	
2	63 VARUTTI A. (FRA) PIGUET JULIEN	Huracán ST EVO 2	29.227	44.418	20.745	1'34.390 1'34.390	2		
3	8 PRIVITELIO D. (FRA) IRON LYNX	Huracán ST EVO 2	29.028	44.627	20.829 +0.168	1'34.484 1'34.652	5	0.168	
4	60 RANDAZZO P. (ITA) VSR	Huracán ST EVO 2	29.348	44.379	20.861	1'34.588 1'34.588	3		
5	62 BADAWY I. (EGY) DL CONSULTING	Huracán ST EVO 2	29.226	44.392	21.008	1'34.626 1'34.626	4		
6	2 KUPPENS R. (BEL) BOUTSEN VDS	Huracán ST EVO 2	29.212	44.880 +0.034	20.865 +0.098	1'34.957 1'35.089	6	0.132	
7	5 LEWANDOWSKI A. (PO) GT3 POLAND	Huracán ST EVO 2	29.773 +0.161	44.678	21.014	1'35.465 1'35.626	7	0.161	
8	21 RINDONE G. (ITA) LEIPERT MOTORSPORT	Huracán ST EVO 2	29.758	45.134 +0.249	20.950 +0.123	1'35.842 1'36.214	8	0.372	
9	32 MATIC P. (SRB) BONALDI MOTORSPORT	Huracán ST EVO 2	30.207 +0.324	45.366	21.261 +0.138	1'36.834 1'37.296	11	0.462	
10	90 HARMSEN H. (DEU) GT3 POLAND	Huracán ST EVO 2	30.002	45.498	21.460 +0.164	1'36.960 1'37.124	9	0.164	
11	65 KREBS J. (DEU) LEIPERT MOTORSPORT	Huracán ST EVO 2	30.178 +0.136	45.473	21.468	1'37.119 1'37.255	10	0.136	
12	69 BUTKEVICIUS A. (LTU) RD SIGNS RACING TEAM	Huracán ST EVO 2	30.666 +0.071	45.428	21.612	1'37.706 1'37.777	12	0.071	
13	88 LI K. (CHN) LEIPERT MOTORSPORT	Huracán ST EVO 2	30.284	45.936 +0.432	21.640 +0.081	1'37.860 1'38.373	16	0.513	
14	23 LINTHOUT K. (BEL) MARTLÉ MARIO	Huracán ST EVO 2	30.808 +0.117	45.453 +0.329	21.642	1'37.903 1'38.349	15	0.446	
15	4 GOSSSELIN C. (BEL) IRON LYNX	Huracán ST EVO 2	30.442 +0.163	45.915 +0.020	21.585 +0.073	1'37.942 1'38.198	14	0.256	
16	77 HERNANDEZ ORTEGA HERNANDEZ ORTEGA ALFREDO	Huracán ST EVO 2	30.657 +0.067	45.853	21.598	1'38.108 1'38.175	13	0.067	
17	40 BAILLY N. (BEL) WILFRIED CAZALBON	Huracán ST EVO 2	30.564 +0.390	45.974	21.819 +0.048	1'38.357 1'38.795	17	0.438	
18	22 DVORACEK L. (CZE) MICANEK ACCR TEAM	Huracán ST EVO 2	30.778 +0.204	46.336 +0.077	21.639	1'38.753 1'39.034	18	0.281	
19	54 KEATS J. (CAN) BRUTAL FISH RACING TEAM	Huracán ST EVO 2	31.183	45.934	21.853 +0.098	1'38.970 1'39.068	19	0.098	
20	24 FREYMUTH O. (DEU) AKF MOTORSPORT	Huracán ST EVO 2	30.826	46.502 +0.181	21.948	1'39.276 1'39.457	20	0.181	
21	17 DOMS S. (BEL) DOMS SERGE	Huracán ST EVO 2	31.255 +0.538	46.687	22.294	1'40.236 1'40.774	21	0.538	
Overall Ideal Time			29.028	29.028	44.234	20.745	1'34.007		



SQUADRA CORSE

5th Round

4.5
AM-LC

AM - LC - Chronological Analysis Qualifying 2

Autodromo Vallelunga 4.085 m

2 / 3**23 Marté Mario (1'38.349)**

Lap	Seg.1	Seg.2	Seg.3	Lap Time	km/h	Local Time
Kenneth Linhout						
1						15:10'21.860
2	38.303	49.725	22.429	1'50.457P	236,3	15:12'12.317
3	31.594	46.883	22.049	1'40.526	241,1	15:13'52.843
4	31.290	46.106	22.038	1'39.434	241,6	15:15'32.277
5	31.234	47.244	22.097	1'40.575	243,8	15:17'12.852
6	30.871	51.434	22.199	1'44.504	241,6	15:18'57.356
7	30.917	45.942	21.704	1'38.563	241,6	15:20'35.919
8	31.173	45.453	21.774	1'38.400	242,7	15:22'14.319
9	30.808	45.638	21.776	1'38.222C	243,8	15:23'52.541
10	31.002	46.058	1'37.995	2'55.055P	242,2	15:26'47.596
11	34.989	47.977	23.495	1'46.461P	240,5	15:28'34.057
12	30.925	45.782	21.642	1'38.349	241,6	15:30'12.406

11	30.865	46.635	22.244	1'39.744	238,9	15:28'42.115
12	30.564	46.491	22.100	1'39.155	237,9	15:30'21.270

24 AKF Motorsport (1'39.457)

Lap	Seg.1	Seg.2	Seg.3	Lap Time	km/h	Local Time
Oliver Freymuth						
1						15:10'17.792
2	42.055	49.542	22.315	1'53.912P	220,4	15:12'11.704
3	31.068	47.265	22.330	1'40.663	234,8	15:13'52.367
4	30.826	46.683	21.948	1'39.457	237,9	15:15'31.824
5	31.316	47.224	22.070	1'40.610	238,9	15:17'12.434
6	30.837	1'42.561	1'40.737	3'54.135P	237,9	15:21'06.569
7	46.863	58.471	26.190	2'11.524P	131,7	15:23'18.093
8	31.618	46.502	25.203	1'43.323	238,4	15:25'01.416
9	30.976	47.105	22.199	1'40.280	238,4	15:26'41.696
10	30.935	47.413	22.266	1'40.614	240,0	15:28'22.310
11	31.153	47.012	22.252	1'40.417	239,5	15:30'02.727

54 Brutal Fish Racing Team (1'39.068)

Lap	Seg.1	Seg.2	Seg.3	Lap Time	km/h	Local Time
Jason Keats						
1						15:10'19.351
2	41.490	50.245	22.600	1'54.335P	231,8	15:12'13.686
3	31.771	47.115	22.087	1'40.973	236,8	15:13'54.659
4	31.447	46.624	21.991	1'40.062	237,9	15:15'34.721
5	31.276	47.463	22.121	1'40.860	239,5	15:17'15.581
6	31.268	47.989	23.324	1'42.581	237,9	15:18'58.162
7	32.493	47.784	22.217	1'42.494	235,8	15:20'40.656
8	31.432	46.477	21.853	1'39.762	238,4	15:22'20.418
9	31.183	45.934	21.951	1'39.068	238,4	15:23'59.486
10	31.499	46.590	22.238	1'40.327	237,9	15:25'39.813
11	31.534	48.499	23.954	1'43.987	238,4	15:27'23.800
12	34.472	51.569	22.554	1'48.595	215,6	15:29'12.395

32 Bonaldi Motorsport (1'37.296)

Lap	Seg.1	Seg.2	Seg.3	Lap Time	km/h	Local Time
Petar Matic						
1						15:11'36.301
2	37.533	46.761	21.999	1'46.293P	236,3	15:13'22.594
3	30.709	45.720	21.261	1'37.690	241,6	15:15'00.284
4	30.573	45.944	21.385	1'37.902	242,7	15:16'38.186
5	30.331	45.952	21.358	1'37.641	242,7	15:18'15.827
6	30.531	45.366	21.399	1'37.296	240,0	15:19'53.123
7	30.829	47.314	21.555	1'39.698	242,7	15:21'32.821
8	30.349	46.914	22.191	1'39.454	242,7	15:23'12.275
9	31.176	45.902	21.986	1'39.064	240,5	15:24'51.339
10	30.207	45.770	21.736	1'37.713	244,3	15:26'29.052
11	34.028	48.167	21.667	1'43.862	228,8	15:28'12.914
12	30.344	46.165	24.342	1'40.851	243,2	15:29'53.765

60 VSR (1'34.588)

Lap	Seg.1	Seg.2	Seg.3	Lap Time	km/h	Local Time
Piergiacomo Randazzo						
1						15:14'47.458
2	35.563	51.291	21.323	1'48.177P	228,3	15:16'35.635
3	29.787	44.732	20.921	1'35.440	238,4	15:18'11.075
4	29.612	44.421	21.033	1'35.066	238,9	15:19'46.141
5	29.638	53.559	22.483	1'45.680	238,9	15:21'31.821
6	35.010	1'00.280	22.782	1'58.072	155,8	15:23'29.893
7	29.722	44.600	20.949	1'35.271	238,9	15:25'05.164
8	29.487	48.983	30.602	1'49.072	241,1	15:26'54.236
9	29.580	46.100	20.872	1'36.552	240,0	15:28'30.788
10	29.348	44.379	20.861	1'34.588	240,5	15:30'05.376

40 Wilfried Cazalbon (1'38.795)

Lap	Seg.1	Seg.2	Seg.3	Lap Time	km/h	Local Time
Nigel Bailly						
1						15:12'05.161
2	30.914	46.630	22.291	1'39.835	240,5	15:13'44.996
3	31.032	46.585	21.819	1'39.436	237,9	15:15'24.432
4	31.286	47.313	22.644	1'41.243	240,0	15:17'05.675
5	31.168	46.501	21.849	1'39.518	236,8	15:18'45.193
6	30.940	46.804	22.135	1'39.879	237,4	15:20'25.072
7	30.954	45.974	21.867	1'38.795	238,9	15:22'03.867
8	30.807	46.608	22.501	1'39.916	240,5	15:23'43.783
9	30.929	46.346	22.269	1'39.544	239,5	15:25'23.327
10	30.695	46.387	21.962	1'39.044	238,4	15:27'02.371

62 DL Consulting (1'34.626)

Lap	Seg.1	Seg.2	Seg.3	Lap Time	km/h	Local Time
Ibrahim Badawy						
1						15:13'40.503
2	36.636	45.712	21.834	1'44.182P	238,4	15:15'24.685
3	31.243	45.760	21.230	1'38.233	236,8	15:17'02.918
4	29.226	44.392	21.008	1'34.626	241,1	15:18'37.544
5	29.281	44.643	21.050	1'34.974	242,2	15:20'12.518
6	29.270	44.531	21.304	1'35.105	242,2	15:21'47.623
7	35.698	56.088	21.333	1'53.119	209,7	15:23'40.742
8	29.441	45.570	25.282	1'40.293	241,1	15:25'21.035
9	29.969	53.371	27.859	1'51.199	240,0	15:27'12.234
10	29.417	44.560	22.184	1'36.161	242,7	15:28'48.395

63 Piguet Julien (1'34.390)

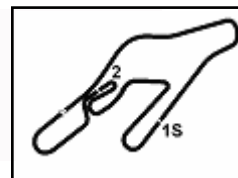
Lap	Seg.1	Seg.2	Seg.3	Lap Time	km/h	Local Time
Alban Varutti						
1						15:12'36.995
2	40.795	50.320	21.214	1'52.329P	237,9	15:14'29.324
3	29.397	48.736	25.535	1'43.668	242,2	15:16'12.992
4	29.614	44.718	21.089	1'35.421	242,7	15:17'48.413
5	29.857	49.565	22.830	1'42.252	241,6	15:19'30.665
6	29.227	44.418	20.745	1'34.390	241,6	15:21'05.055
7	29.339	44.891	2'56.454	4'10.684P	244,9	15:25'15.739
8	34.786	45.466	20.940	1'41.192P	241,1	15:26'56.931
9	29.315	59.325	26.461	1'55.101	243,8	15:28'52.032

11/11/2023

P = Pits In/Out - C = Lap Time Cancelled

Powered by FICr Perugia Timing

ROGER DUBUIS**HANKOOK**
driving emotion



AM - LC - Chronological Analysis Qualifying 2

Autodromo Vallelunga 4.085 m

3 / 3
65 Leipt Motorsport (1'37.255)

Lap	Seg.1	Seg.2	Seg.3	Lap Time	km/h	Local Time
Jürgen Krebs						
1						15:10'35.437
2	42.873	49.202	22.860	1'54.935P	221,8	15:12'30.372
3	30.220	46.251	21.954	1'38.425	238,9	15:14'08.797
4	30.452	46.501	22.222	1'39.175	238,9	15:15'47.972
5	30.258	45.711	21.515	1'37.484	239,5	15:17'25.456
6	30.180	45.849	22.141	1'38.170	240,0	15:19'03.626
7	40.294	50.750	23.490	1'54.534	196,4	15:20'58.160
8	30.386	46.064	21.991	1'38.441	239,5	15:22'36.601
9	30.314	45.473	21.468	1'37.255	240,5	15:24'13.856
10	30.482	45.957	21.961	1'38.400	239,5	15:25'52.256
11	30.322	45.824	21.963	1'38.109	238,4	15:27'30.365
12	30.178	47.373	22.434	1'39.985	238,9	15:29'10.350

 13 **30.284** 46.368 21.721 **1'38.373** 240,0 15:31'15.803

90 GT3 Poland (1'37.124)

Lap	Seg.1	Seg.2	Seg.3	Lap Time	km/h	Local Time
Holger Harmsen						
1						15:10'26.197
2	41.831					
3	31.210	50.190	22.476	1'54.497P	230,3	15:12'20.694
4	30.296	47.407	23.391	1'42.008	239,5	15:14'02.702
5	30.102	45.681	21.702	1'37.679	240,0	15:15'40.381
6	36.148	45.763	1'16.004	2'31.869P	242,7	15:18'12.250
7	30.228	49.298	21.545	1'46.991P	236,8	15:19'59.241
8	30.002	45.518	25.234	1'40.980	240,5	15:21'40.221
9	30.176	45.498	21.624	1'37.124	241,6	15:23'17.345
10	30.064	47.444	25.589	1'43.209	242,2	15:25'00.554
11	30.446	45.614	21.460	1'37.138	242,2	15:26'37.692
12	30.347	45.733	24.755	1'40.934	239,5	15:28'18.626
		48.375	22.704	1'41.426	241,1	15:30'00.052

69 RD Signs Racing Team (1'37.777)

Lap	Seg.1	Seg.2	Seg.3	Lap Time	km/h	Local Time
Audrius Butkevicius						
1						15:15'26.388
2	39.133	49.804	22.423	1'51.360P	230,3	15:17'17.748
3	31.197	46.869	22.685	1'40.751	234,3	15:18'58.499
4	31.977	45.779	21.907	1'39.663	231,8	15:20'38.162
5	30.666	45.818	21.783	1'38.267	234,8	15:22'16.429
6	30.799	45.736	21.882	1'38.417	235,3	15:23'54.846
7	30.985	46.422	22.065	1'39.472	233,8	15:25'34.318
8	31.296	49.555	21.925	1'42.776	234,8	15:27'17.094
9	30.737	45.428	21.612	1'37.777	235,3	15:28'54.871
10	32.253	50.701	22.540	1'45.494	222,2	15:30'40.365

77 Hernandez Ortega Alfredo (1'38.175)

Lap	Seg.1	Seg.2	Seg.3	Lap Time	km/h	Local Time
Alfredo Hernandez Ortega						
1						15:10'49.328
2	38.800	50.090	23.234	1'52.124P	235,3	15:12'41.452
3	30.669	46.520	22.774	1'39.963	238,9	15:14'21.415
4	30.817	46.367	21.774	1'38.958	237,9	15:16'00.373
5	30.724	45.853	21.598	1'38.175	238,4	15:17'38.548
6	31.085	46.521	22.073	1'39.679	238,9	15:19'18.227
7	36.669	55.685	21.929	1'54.283	158,4	15:21'12.510
8	38.676	56.890	22.351	1'57.917	189,1	15:23'10.427
9	31.191	46.522	21.891	1'39.604	237,9	15:24'50.031
10	30.657	46.061	21.741	1'38.459	238,4	15:26'28.490
11	30.763	46.379	21.927	1'39.069	240,0	15:28'07.559
12	31.095	47.688	26.713	1'45.496	237,9	15:29'53.055

88 Leipt Motorsport (1'38.373)

Lap	Seg.1	Seg.2	Seg.3	Lap Time	km/h	Local Time
Kerong Li						
1						15:10'37.815
2	41.992	50.635	24.353	1'56.980P	224,1	15:12'34.795
3	33.287	51.844	25.957	1'51.088	195,3	15:14'25.883
4	31.071	52.718	25.198	1'48.987	237,9	15:16'14.870
5	30.885	46.330	22.204	1'39.419	238,9	15:17'54.289
6	31.097	48.010	25.857	1'44.964	237,4	15:19'39.253
7	32.344	46.766	22.142	1'41.252	237,4	15:21'20.505
8	31.340	47.939	22.068	1'41.347	232,3	15:23'01.852
9	30.865	47.512	21.828	1'40.205	239,5	15:24'42.057
10	30.675	45.936	21.850	1'38.461	238,9	15:26'20.518
11	30.587	46.013	21.892	1'38.492	238,4	15:27'59.010
12	30.577	46.203	21.640	1'38.420	240,5	15:29'37.430

11/11/2023

P = Pits In/Out - C = Lap Time Cancelled

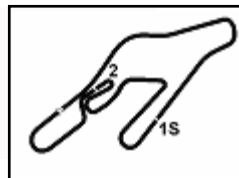
Powered by FICr Perugia Timing



5th Round

4.6

AM-LC

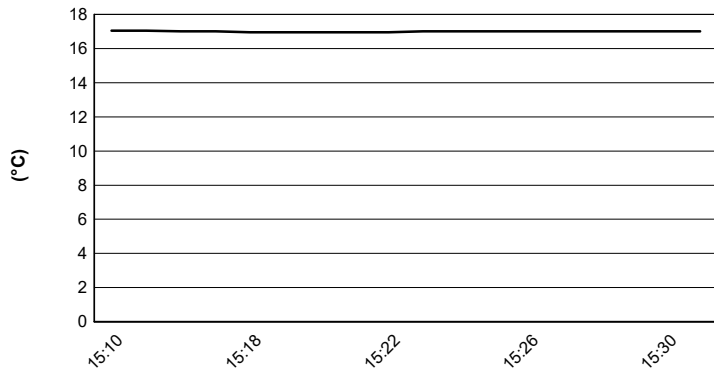


Autodromo Vallelunga 4.085 m

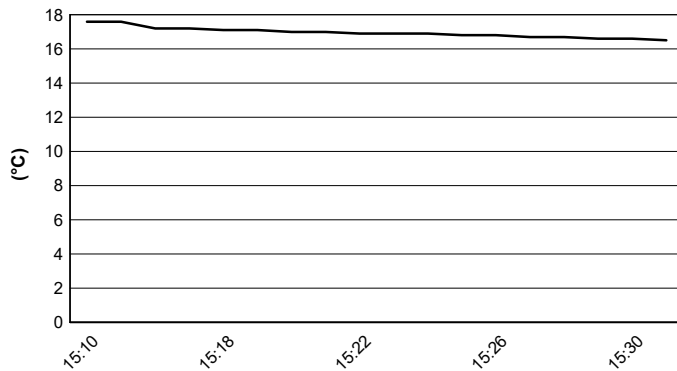
AM - LC - Weather Report Qualifying 2

Session started 15:10 - Session ended 15:32

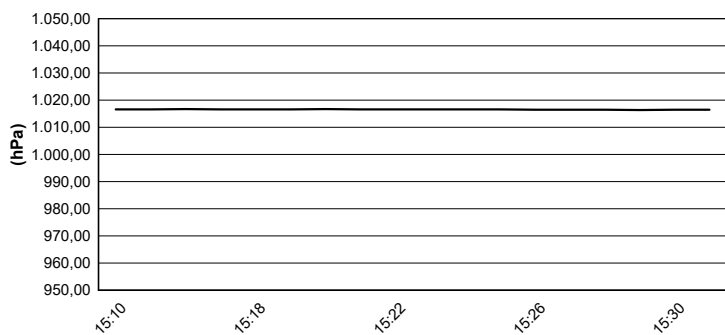
Air Temperature



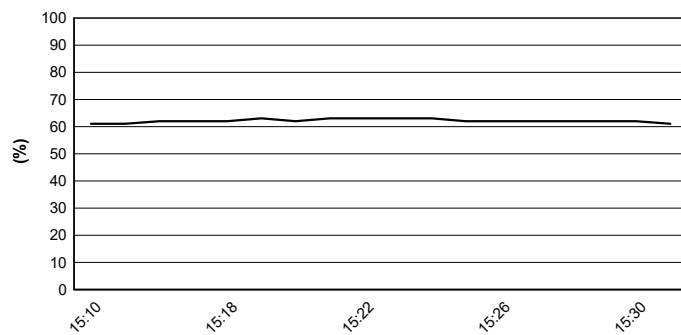
Track Temperature



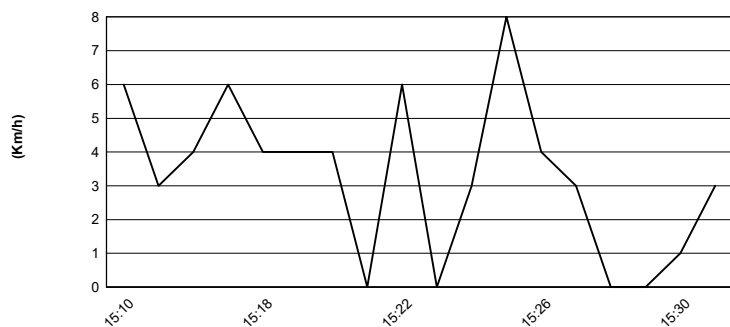
Air Pressure



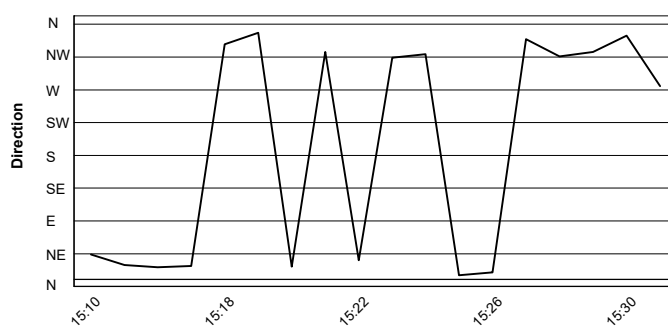
Humidity



Wind Speed



Wind Direction



11/11/2023

Powered by FICr Perugia Timing

ROGER DUBUIS

HANKOOK driving emotion