



## PRO - PRO AM - Results Qualifying 1

Autodromo Vallelunga 4.085 m

1 / 2

No. Driver	Nat	Entrant	Team	Car	Class	Time	Gap	Rel.	Laps	
1	<b>6 MICHELOTTO</b> Mattia	ITA	VSR	VSR	Huracán ST EVO 2	PRO	<b>1'32.756</b>		5	
2	<b>78 ZONZINI</b> Emanuele	SMR	Iron Lynx	Iron Lynx	Huracán ST EVO 2	PROAM	<b>1'33.491</b>	0.735	0.735	6
3	<b>28 BONDUJEL</b> Amaury	FRA	Bonduel Amaury	BDR Competition by Grupo Prom	Huracán ST EVO 2	PRO	<b>1'33.500</b>	0.744	0.009	5
4	<b>10 TESTA</b> Rodrigo	PRT	Iron Lynx	Iron Lynx	Huracán ST EVO 2	PRO	<b>1'33.568</b>	0.812	0.068	7
5	<b>61 MORETTI</b> Marzio	ITA	Oregon Team	Oregon Team	Huracán ST EVO 2	PRO	<b>1'33.640</b>	0.884	0.072	7
6	<b>86 LEITCH</b> Brendon	NZL	Leipert Motorsport	Leipert Motorsport	Huracán ST EVO 2	PRO	<b>1'33.662</b>	0.906	0.022	7
7	<b>68 SEGÙ</b> Luca	ITA	DL Consulting	Lamborghini Roma by DL Racing	Huracán ST EVO 2	PROAM	<b>1'33.783</b>	1.027	0.121	7
8	<b>51 POLLINI</b> Giacomo	ITA	Imperiale Sport Car Service	Imperiale Racing	Huracán ST EVO 2	PRO	<b>1'34.050</b>	1.294	0.267	9
9	<b>50 IANNIELLO</b> Riccardo	ITA	DL Consulting	Lamborghini Roma by DL Racing	Huracán ST EVO 2	PRO	<b>1'34.085</b>	1.329	0.035	8
10	<b>9 ALI</b> Largim	DNK	Target Racing	Target Racing	Huracán ST EVO 2	PRO	<b>1'34.097</b>	1.341	0.012	10
11	<b>89 BUURMAN</b> Yelmer	NLD	Iron Lynx	Iron Lynx	Huracán ST EVO 2	PROAM	<b>1'34.137</b>	1.381	0.040	9
12	<b>15 BOLGER</b> Douglas	JPN	Target Racing	Lamborghini Stüttgart by Target Racing	Huracán ST EVO 2	PROAM	<b>1'34.137</b>	1.381		9
13	<b>44 EBRAHIM</b> Pedro	BRA	Oregon Team	Oregon Team	Huracán ST EVO 2	PRO	<b>1'34.144</b>	1.388	0.007	7
14	<b>13 MALOIGNE</b> Edgar	FRA	Guerin Stephan	Arkadia Racing	Huracán ST EVO 2	PROAM	<b>1'34.154</b>	1.398	0.010	9
15	<b>95 PAVERUD</b> Marcus	NOR	VSR	VSR	Huracán ST EVO 2	PROAM	<b>1'34.252</b>	1.496	0.098	10
16	<b>66 BASZ</b> Karol	POL	Micanek Motorsport ACCR Team	Micanek Motorsport ACCR Team	Huracán ST EVO 2	PROAM	<b>1'34.258</b>	1.502	0.006	7
17	<b>14 PEGORARO</b> Lorenzo	ITA	Oregon Team	Oregon Team	Huracán ST EVO 2	PROAM	<b>1'34.262</b>	1.506	0.004	9
18	<b>11 BERTO</b> Filippo	ITA	Oregon Team	Oregon Team	Huracán ST EVO 2	PRO	<b>1'34.502</b>	1.746	0.240	11
19	<b>16 LEWANDOWSKI</b> Andrzej	POL	VSR	VSR	Huracán ST EVO 2	PROAM	<b>1'34.624</b>	1.868	0.122	7
20	<b>27 TRIBAUDINI</b> Stephane	FRA	Tribaudini Stephane	CMR	Huracán ST EVO 2	PRO	<b>1'34.636</b>	1.880	0.012	8
21	<b>33 EATON</b> Abbie	GBR	Bonaldi Motorsport	Rebelleo by Bonaldi Motorsport	Huracán ST EVO 2	PRO	<b>1'34.695</b>	1.939	0.059	8
22	<b>99 MATTHIESEN</b> Patrik	DNK	Leipert Motorsport	Leipert Motorsport	Huracán ST EVO 2	PRO	<b>1'34.923</b>	2.167	0.228	8
23	<b>92 BLANCHEMAIN</b> Michael	FRA	Scuderia Villorba Corse	Scuderia Villorba Corse	Huracán ST EVO 2	PROAM	<b>1'35.500</b>	2.744	0.577	9
24	<b>42 FREYMUTH</b> Sebastian	DEU	AKF Motorsport	AKF Motorsport	Huracán ST EVO 2	PRO	<b>1'35.500</b>	2.744		7
25	<b>7 VALKRE</b> Lucas	FRA	Valkre Lucas	Arkadia Racing	Huracán ST EVO 2	PRO	<b>1'35.552</b>	2.796	0.052	9
26	<b>20 VAN DEN BERG</b> Robert	NLD	van den Berg Robert	HBR Motorsport	Huracán ST EVO 2	PROAM	<b>1'35.553</b>	2.797	0.001	10
27	<b>81 AU</b> Alex	HKG	Target Racing	Target Racing	Huracán ST EVO 2	PROAM	<b>1'36.092</b>	3.336	0.539	8
28	<b>75 ABKHAZAVA</b> Shota	KAZ	ART Line	ART Line	Huracán ST EVO 2	PROAM	<b>1'37.696</b>	4.940	1.604	8
29	<b>71 LIBERATI</b> Edoardo	ITA	Brutal Fish Racing Team	Brutal Fish Racing Team	Huracán ST EVO 2	PROAM				0

Humidity:	62%	AIR	16°C
Condition:	DRY	Temp:	15°C

Stewards : Alessandro Tibiletti Alice Scutellà Franco Leoni

11/11/2023	Start 15:40	End 16:02
------------	----------------	--------------

Powered by FICr Perugia Timing

# ROGER DUBUIS

driving emotion



## PRO - PRO AM - Results Qualifying 1

Autodromo Vallelunga 4.085 m

2 / 2

### Penalty and Infringement

### Fastest Laps Sequence

No.	Entrant	Nat	Team	Car	Local Time	Time	Gap	Avg
27	S. TRIBAUDINI	FRA	CMR	Huracán ST EVO 2	15:44'01.454	<b>1'42.270</b>		143,796
86	B. LEITCH	NZL	Leipert Motorsport	Huracán ST EVO 2	15:45'12.565	<b>1'40.181</b>	-2.089	146,794
13	E. MALOIGNE	FRA	Arkadia Racing	Huracán ST EVO 2	15:45'15.995	<b>1'39.845</b>	-0.336	147,288
27	S. TRIBAUDINI	FRA	CMR	Huracán ST EVO 2	15:45'38.129	<b>1'36.675</b>	-3.170	152,118
11	F. BERTO	ITA	Oregon Team	Huracán ST EVO 2	15:45'51.821	<b>1'36.521</b>	-0.154	152,361
44	P. EBRAHIM	BRA	Oregon Team	Huracán ST EVO 2	15:46'22.080	<b>1'35.796</b>	-0.725	153,514
13	E. MALOIGNE	FRA	Arkadia Racing	Huracán ST EVO 2	15:46'51.440	<b>1'35.445</b>	-0.351	154,078
27	S. TRIBAUDINI	FRA	CMR	Huracán ST EVO 2	15:47'13.537	<b>1'35.408</b>	-0.037	154,138
11	F. BERTO	ITA	Oregon Team	Huracán ST EVO 2	15:47'26.665	<b>1'34.844</b>	-0.564	155,055
14	L. PEGORARO	ITA	Oregon Team	Huracán ST EVO 2	15:47'28.289	<b>1'34.262</b>	-0.582	156,012
68	L. SEGÙ	ITA	Lamborghini Roma by DL Racing	Huracán ST EVO 2	15:47'38.713	<b>1'34.123</b>	-0.139	156,242
78	E. ZONZINI	SMR	Iron Lynx	Huracán ST EVO 2	15:48'10.268	<b>1'33.920</b>	-0.203	156,580
10	R. TESTA	PRT	Iron Lynx	Huracán ST EVO 2	15:48'19.092	<b>1'33.826</b>	-0.094	156,737
86	B. LEITCH	NZL	Leipert Motorsport	Huracán ST EVO 2	15:48'36.490	<b>1'33.662</b>	-0.164	157,011
78	E. ZONZINI	SMR	Iron Lynx	Huracán ST EVO 2	15:49'43.759	<b>1'33.491</b>	-0.171	157,299
6	M. MICHELOTTO	ITA	VSR	Huracán ST EVO 2	15:51'33.728	<b>1'32.756</b>	-0.735	158,545

Stewards : Alessandro Tibiletti Alice Scutellà Franco Leoni

Start 15:40 End 16:02

Powered by FICr Perugia Timing

# ROGER DUBUIS

driving emotion



## PRO - PRO AM - Best Sectors and Speed Qualifying 1

Autodromo Vallelunga 4.085 m

### BEST LAP

1	<b>6 MICHELOTTO</b> Mattia	Huracán ST EVO 2	1'32.756
2	<b>78 ZONZINI</b> Emanuele	Huracán ST EVO 2	1'33.491
3	<b>28 BONDUEL</b> Amaury	Huracán ST EVO 2	1'33.500
4	<b>10 TESTA</b> Rodrigo	Huracán ST EVO 2	1'33.568
5	<b>61 MORETTI</b> Marzio	Huracán ST EVO 2	1'33.640
6	<b>86 LEITCH</b> Brendon	Huracán ST EVO 2	1'33.662
7	<b>68 SEGÙ</b> Luca	Huracán ST EVO 2	1'33.783
8	<b>51 POLLINI</b> Giacomo	Huracán ST EVO 2	1'34.050
9	<b>50 IANNIELLO</b> Riccardo	Huracán ST EVO 2	1'34.085
10	<b>9 ALI</b> Largim	Huracán ST EVO 2	1'34.097
11	<b>15 BOLGER</b> Douglas	Huracán ST EVO 2	1'34.137
12	<b>89 BUURMAN</b> Yelmer	Huracán ST EVO 2	1'34.137
13	<b>44 EBRAHIM</b> Pedro	Huracán ST EVO 2	1'34.144
14	<b>13 MALOIGNE</b> Edgar	Huracán ST EVO 2	1'34.154
15	<b>95 PAVERUD</b> Marcus	Huracán ST EVO 2	1'34.252
16	<b>66 BASZ</b> Karol	Huracán ST EVO 2	1'34.258
17	<b>14 PEGORARO</b> Lorenzo	Huracán ST EVO 2	1'34.262
18	<b>11 BERTO</b> Filippo	Huracán ST EVO 2	1'34.502
19	<b>16 LEWANDOWSKI</b> Andrzej	Huracán ST EVO 2	1'34.624
20	<b>27 TRIBAUDINI</b> Stephane	Huracán ST EVO 2	1'34.636
21	<b>33 EATON</b> Abbie	Huracán ST EVO 2	1'34.695
22	<b>99 MATTHIESEN</b> Patrik	Huracán ST EVO 2	1'34.923
23	<b>42 FREYMUTH</b> Sebastian	Huracán ST EVO 2	1'35.500
24	<b>92 BLANCHEMAIN</b> Michael	Huracán ST EVO 2	1'35.500
25	<b>7 VALKRE</b> Lucas	Huracán ST EVO 2	1'35.552
26	<b>20 VAN DEN BERG</b> Robert	Huracán ST EVO 2	1'35.553
27	<b>81 AU</b> Alex	Huracán ST EVO 2	1'36.092
28	<b>75 ABKHAZAVA</b> Shota	Huracán ST EVO 2	1'37.696
29	<b>71 LIBERATI</b> Edoardo	Huracán ST EVO 2	

### SPEED

1	<b>33 EATON</b> Abbie	Huracán ST EVO 2	248,8
2	<b>15 BOLGER</b> Douglas	Huracán ST EVO 2	248,8
3	<b>50 IANNIELLO</b> Riccardo	Huracán ST EVO 2	246,6
4	<b>51 POLLINI</b> Giacomo	Huracán ST EVO 2	246,0
5	<b>66 BASZ</b> Karol	Huracán ST EVO 2	246,0
6	<b>6 MICHELOTTO</b> Mattia	Huracán ST EVO 2	244,9
7	<b>10 TESTA</b> Rodrigo	Huracán ST EVO 2	244,9
8	<b>99 MATTHIESEN</b> Patrik	Huracán ST EVO 2	244,3
9	<b>13 MALOIGNE</b> Edgar	Huracán ST EVO 2	244,3
10	<b>68 SEGÙ</b> Luca	Huracán ST EVO 2	244,3
11	<b>78 ZONZINI</b> Emanuele	Huracán ST EVO 2	244,3
12	<b>81 AU</b> Alex	Huracán ST EVO 2	244,3
13	<b>95 PAVERUD</b> Marcus	Huracán ST EVO 2	244,3
14	<b>28 BONDUEL</b> Amaury	Huracán ST EVO 2	243,2
15	<b>86 LEITCH</b> Brendon	Huracán ST EVO 2	242,7
16	<b>89 BUURMAN</b> Yelmer	Huracán ST EVO 2	242,7
17	<b>44 EBRAHIM</b> Pedro	Huracán ST EVO 2	242,7
18	<b>20 VAN DEN BERG</b> Robert	Huracán ST EVO 2	242,2
19	<b>7 VALKRE</b> Lucas	Huracán ST EVO 2	241,6
20	<b>11 BERTO</b> Filippo	Huracán ST EVO 2	241,6
21	<b>14 PEGORARO</b> Lorenzo	Huracán ST EVO 2	241,6
22	<b>27 TRIBAUDINI</b> Stephane	Huracán ST EVO 2	241,6
23	<b>42 FREYMUTH</b> Sebastian	Huracán ST EVO 2	241,6
24	<b>92 BLANCHEMAIN</b> Michael	Huracán ST EVO 2	241,6
25	<b>16 LEWANDOWSKI</b> Andrzej	Huracán ST EVO 2	240,5
26	<b>61 MORETTI</b> Marzio	Huracán ST EVO 2	240,5
27	<b>75 ABKHAZAVA</b> Shota	Huracán ST EVO 2	240,5
28	<b>9 ALI</b> Largim	Huracán ST EVO 2	239,5

### SEG. 1

1	<b>28 BONDUEL</b> Amaury	28.818
2	<b>6 MICHELOTTO</b> Mattia	28.825
3	<b>61 MORETTI</b> Marzio	28.842
4	<b>10 TESTA</b> Rodrigo	28.943
5	<b>78 ZONZINI</b> Emanuele	28.960
6	<b>68 SEGÙ</b> Luca	28.967
7	<b>95 PAVERUD</b> Marcus	28.997
8	<b>15 BOLGER</b> Douglas	29.000
9	<b>9 ALI</b> Largim	29.017
10	<b>86 LEITCH</b> Brendon	29.022
11	<b>50 IANNIELLO</b> Riccardo	29.080
12	<b>51 POLLINI</b> Giacomo	29.090
13	<b>66 BASZ</b> Karol	29.108
14	<b>44 EBRAHIM</b> Pedro	29.111
15	<b>89 BUURMAN</b> Yelmer	29.212
16	<b>13 MALOIGNE</b> Edgar	29.290
17	<b>11 BERTO</b> Filippo	29.310
18	<b>14 PEGORARO</b> Lorenzo	29.314
19	<b>42 FREYMUTH</b> Sebastian	29.348
20	<b>99 MATTHIESEN</b> Patrik	29.401
21	<b>27 TRIBAUDINI</b> Stephane	29.429
22	<b>33 EATON</b> Abbie	29.442
23	<b>16 LEWANDOWSKI</b> Andrzej	29.459
24	<b>92 BLANCHEMAIN</b> Michae	29.614
25	<b>7 VALKRE</b> Lucas	29.767
26	<b>20 VAN DEN BERG</b> Robert	29.785
27	<b>81 AU</b> Alex	29.915
28	<b>75 ABKHAZAVA</b> Shota	29.969

### SEG. 2

1	<b>6 MICHELOTTO</b> Mattia	43.497
2	<b>78 ZONZINI</b> Emanuele	43.770
3	<b>10 TESTA</b> Rodrigo	43.917
4	<b>44 EBRAHIM</b> Pedro	43.964
5	<b>68 SEGÙ</b> Luca	44.016
6	<b>86 LEITCH</b> Brendon	44.017
7	<b>14 PEGORARO</b> Lorenzo	44.029
8	<b>66 BASZ</b> Karol	44.050
9	<b>13 MALOIGNE</b> Edgar	44.051
10	<b>50 IANNIELLO</b> Riccardo	44.079
11	<b>16 LEWANDOWSKI</b> Andrzej	44.090
12	<b>89 BUURMAN</b> Yelmer	44.100
13	<b>51 POLLINI</b> Giacomo	44.108
14	<b>28 BONDUEL</b> Amaury	44.121
15	<b>61 MORETTI</b> Marzio	44.124
16	<b>9 ALI</b> Largim	44.163
17	<b>11 BERTO</b> Filippo	44.195
18	<b>27 TRIBAUDINI</b> Stephane	44.249
19	<b>15 BOLGER</b> Douglas	44.306
20	<b>33 EATON</b> Abbie	44.362
21	<b>95 PAVERUD</b> Marcus	44.405
22	<b>99 MATTHIESEN</b> Patrik	44.427
23	<b>20 VAN DEN BERG</b> Robert	44.529
24	<b>7 VALKRE</b> Lucas	44.643
25	<b>92 BLANCHEMAIN</b> Michae	44.657
26	<b>81 AU</b> Alex	44.851
27	<b>42 FREYMUTH</b> Sebastian	45.045
28	<b>75 ABKHAZAVA</b> Shota	45.904

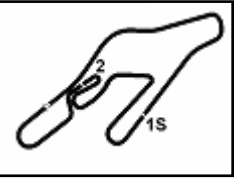
### SEG. 3

1	<b>6 MICHELOTTO</b> Mattia	20.434
2	<b>86 LEITCH</b> Brendon	20.548
3	<b>61 MORETTI</b> Marzio	20.550
4	<b>28 BONDUEL</b> Amaury	20.557
5	<b>10 TESTA</b> Rodrigo	20.585
6	<b>9 ALI</b> Largim	20.614
7	<b>68 SEGÙ</b> Luca	20.642
8	<b>78 ZONZINI</b> Emanuele	20.705
9	<b>95 PAVERUD</b> Marcus	20.733
10	<b>14 PEGORARO</b> Lorenzo	20.744
11	<b>13 MALOIGNE</b> Edgar	20.753
12	<b>50 IANNIELLO</b> Riccardo	20.755
13	<b>51 POLLINI</b> Giacomo	20.760
14	<b>11 BERTO</b> Filippo	20.771
15	<b>15 BOLGER</b> Douglas	20.773
16	<b>27 TRIBAUDINI</b> Stephane	20.795
17	<b>89 BUURMAN</b> Yelmer	20.811
18	<b>33 EATON</b> Abbie	20.836
19	<b>16 LEWANDOWSKI</b> Andrzej	20.848
20	<b>99 MATTHIESEN</b> Patrik	20.867
21	<b>20 VAN DEN BERG</b> Robert	20.898
22	<b>66 BASZ</b> Karol	20.908
23	<b>44 EBRAHIM</b> Pedro	20.921
24	<b>42 FREYMUTH</b> Sebastian	20.926
25	<b>7 VALKRE</b> Lucas	20.958
26	<b>81 AU</b> Alex	21.056
27	<b>92 BLANCHEMAIN</b> Michae	21.119
28	<b>75 ABKHAZAVA</b> Shota	21.552

5<sup>th</sup> Round

3.4

PRO-PROAM



## PRO - PRO AM - Ideal Time Qualifying 1

Autodromo Vallelunga 4.085 m

No. Driver Entrant	Car	Seg. 1 Diff. 1	Seg. 2 Diff. 2	Seg. 3 Diff. 3	Ideal Time			
					Best Lap	Pos.	Diff.	
1 6 MICHELOTTO M. (ITA) VSR	Huracán ST EVO 2	28.825	43.497	20.434	1'32.756	1		
2 78 ZONZINI E. (SMR) IRON LYNX	Huracán ST EVO 2	28.960	43.770 +0.056	20.705	1'33.435	2	0.056	
3 10 TESTA R. (PRT) IRON LYNX	Huracán ST EVO 2	28.943	43.917 +0.056	20.585 +0.067	1'33.445	4	0.123	
4 28 BONDUEL A. (FRA) BONDUEL AMAURY	Huracán ST EVO 2	28.818 +0.004	44.121	20.557	1'33.496	3	0.004	
5 61 MORETTI M. (ITA) OREGON TEAM	Huracán ST EVO 2	28.842	44.124 +0.070	20.550 +0.054	1'33.516	5	0.124	
6 86 LEITCH B. (NZL) LEIPERT MOTORSPORT	Huracán ST EVO 2	29.022 +0.046	44.017 +0.023	20.548 +0.006	1'33.587	6	0.075	
7 68 SEGÙ L. (ITA) DL CONSULTING	Huracán ST EVO 2	28.967 +0.120	44.016 +0.038	20.642	1'33.625	7	0.158	
8 9 ALI L. (DNK) TARGET RACING	Huracán ST EVO 2	29.017 +0.174	44.163	20.614 +0.129	1'33.794	10	0.303	
9 50 IANNIELLO R. (ITA) DL CONSULTING	Huracán ST EVO 2	29.080 +0.118	44.079	20.755 +0.053	1'33.914	9	0.171	
10 51 POLLINI G. (ITA) IMPERIALE SPORT CAR SERVICE	Huracán ST EVO 2	29.090 +0.092	44.108	20.760	1'33.958	8	0.092	
11 44 EBRAHIM P. (BRA) OREGON TEAM	Huracán ST EVO 2	29.111 +0.119	43.964	20.921 +0.029	1'33.996	13	0.148	
12 66 BASZ K. (POL) MICANEK MOTORSPORT ACCR TE	Huracán ST EVO 2	29.108	44.050 +0.164	20.908 +0.028	1'34.066	16	0.192	
13 15 BOLGER D. (JPN) TARGET RACING	Huracán ST EVO 2	29.000	44.306 +0.058	20.773	1'34.079	12	0.058	
14 14 PEGORARO L. (ITA) OREGON TEAM	Huracán ST EVO 2	29.314 +0.175	44.029	20.744	1'34.087	17	0.175	
15 13 MALOIGNE E. (FRA) GUERIN STEPHAN	Huracán ST EVO 2	29.290 +0.011	44.051 +0.049	20.753	1'34.094	14	0.060	
16 89 BUURMAN Y. (NLD) IRON LYNX	Huracán ST EVO 2	29.212 +0.014	44.100	20.811	1'34.123	11	0.014	
17 95 PAVERUD M. (NOR) VSR	Huracán ST EVO 2	28.997	44.405 +0.093	20.733 +0.024	1'34.135	15	0.117	
18 11 BERTO F. (ITA) OREGON TEAM	Huracán ST EVO 2	29.310 +0.105	44.195	20.771 +0.121	1'34.276	18	0.226	
19 16 LEWANDOWSKI A. (PO) VSR	Huracán ST EVO 2	29.459 +0.121	44.090	20.848 +0.106	1'34.397	19	0.227	
20 27 TRIBAUDINI S. (FRA) TRIBAUDINI STEPHANE	Huracán ST EVO 2	29.429 +0.163	44.249	20.795	1'34.473	20	0.163	
21 33 EATON A. (GBR) BONALDI MOTORSPORT	Huracán ST EVO 2	29.442	44.362	20.836 +0.055	1'34.640	21	0.055	
22 99 MATTHIESEN P. (DNK) LEIPERT MOTORSPORT	Huracán ST EVO 2	29.401 +0.017	44.427 +0.136	20.867 +0.075	1'34.695	22	0.228	
23 20 VAN DEN BERG R. (NLD) VAN DEN BERG ROBERT	Huracán ST EVO 2	29.785 +0.217	44.529 +0.124	20.898	1'35.212	26	0.341	
24 42 FREYMUTH S. (DEU) AKF MOTORSPORT	Huracán ST EVO 2	29.348 +0.106	45.045 +0.059	20.926 +0.016	1'35.319	23	0.181	
25 7 VALKRE L. (FRA) VALKRE LUCAS	Huracán ST EVO 2	29.767 +0.184	44.643	20.958	1'35.368	25	0.184	
26 92 BLANCHEMAIN M. (FRA) SCUDERIA VILLORBA CORSE	Huracán ST EVO 2	29.614 +0.079	44.657	21.119 +0.031	1'35.390	24	0.110	
27 81 AU A. (HKG) TARGET RACING	Huracán ST EVO 2	29.915	44.851 +0.270	21.056	1'35.822	27	0.270	
28 75 ABKHAZAVA S. (KAZ) ART LINE	Huracán ST EVO 2	29.969 +0.271	45.904	21.552	1'37.425	28	0.271	
71 LIBERATI E. (ITA) BRUTAL FISH RACING TEAM	Huracán ST EVO 2							
Overall Ideal Time		28.818	28.818	43.497	20.434	1'32.749		

11/11/2023

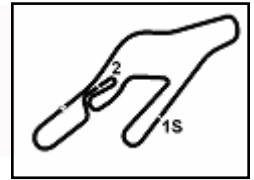
Powered by FICr Perugia Timing

ROGER DUBUIS

  
driving emotion



# 5th Round

**3.5****PRO-PROAM**

## PRO - PRO AM - Chronological Analysis Qualifying 1

Autodromo Vallelunga 4.085 m

1 / 4

**6 VSR (1'32.756)**

Lap	Seg.1	Seg.2	Seg.3	Lap Time	km/h	Local Time
Mattia Michelotto						
1						15:41'16.985
2	40.546	49.770	3'58.071	5'28.387P	220,9	15:46'45.372
3	35.660	45.319	21.095	1'42.074P	240,0	15:48'27.446
4	29.074	43.869	20.583	1'33.526	243,8	15:50'00.972
5	<b>28.825</b>	<b>43.497</b>	<b>20.434</b>	<b>1'32.756</b>	244,3	15:51'33.728
6	28.863	43.856	24.333	1'37.052	<b>244,9</b>	15:53'10.780

**7 Valkre Lucas (1'35.552)**

Lap	Seg.1	Seg.2	Seg.3	Lap Time	km/h	Local Time
Lucas Valkre						
1						15:42'00.385
2	46.082	58.999	24.607	2'09.688P	141,0	15:44'10.073
3	34.109	52.921	22.540	1'49.570	201,1	15:45'59.643
4	30.586	48.708	22.677	1'41.971	237,4	15:47'41.614
5	30.113	45.288	21.348	1'36.749	239,5	15:49'18.363
6	31.440	53.945	21.879	1'47.264	189,8	15:51'05.627
7	30.200	44.750	21.048	1'35.998	240,0	15:52'41.625
8	29.976	44.729	21.065	1'35.770	240,5	15:54'17.395
9	29.944	44.687	21.058	1'35.689	238,9	15:55'53.084
10	29.951	<b>44.643</b>	<b>20.958</b>	<b>1'35.552</b>	241,1	15:57'28.636

**9 Target Racing (1'34.097)**

Lap	Seg.1	Seg.2	Seg.3	Lap Time	km/h	Local Time
Largim Ali						
1						15:40'08.801
2	44.824	53.009	44.375	2'22.208P	177,6	15:42'31.009
3	39.736	52.145	47.012	2'18.893P	180,9	15:44'49.902
4	40.268	49.458	2'38.492	4'08.218P	235,3	15:48'58.120
5	34.880	44.854	20.892	1'40.626P	232,8	15:50'38.746
6	29.340	44.447	<b>20.614</b>	1'34.401	238,4	15:52'13.147
7	29.191	<b>44.163</b>	20.743	<b>1'34.097</b>	238,4	15:53'47.244
8	31.201	47.486	20.931	1'39.618	236,3	15:55'26.862
9	29.050	44.778	20.826	1'34.654	<b>239,5</b>	15:57'01.516
10	<b>29.017</b>	44.965	20.800	1'34.782	238,9	15:58'36.298
11	29.018	44.247	20.876	1'34.141	238,9	16:00'10.439

**10 Iron Lynx (1'33.568)**

Lap	Seg.1	Seg.2	Seg.3	Lap Time	km/h	Local Time
Rodrigo Testa						
1						15:41'28.972
2	37.890	47.544	21.969	1'47.403P	220,4	15:43'16.375
3	31.575	52.210	25.023	1'48.808	130,8	15:45'05.183
4	29.492	48.889	21.702	1'40.083	243,8	15:46'45.266
5	29.035	43.926	20.865	1'33.826	244,3	15:48'19.092
6	29.036	<b>43.917</b>	20.653	1'33.606	<b>244,9</b>	15:49'52.698
7	29.109	43.938	<b>20.585</b>	1'33.632	244,3	15:51'26.330
8	<b>28.943</b>	43.973	20.652	<b>1'33.568</b>	<b>244,9</b>	15:52'59.898

**11 Oregon Team (1'34.502)**

Lap	Seg.1	Seg.2	Seg.3	Lap Time	km/h	Local Time
Filippo Berto						
1						15:40'26.658
2	40.072	57.790	23.408	2'01.270P	148,6	15:42'27.928
3	31.353	53.373	22.646	1'47.372	231,8	15:44'15.300
4	29.881	45.792	20.848	1'36.521	240,0	15:45'51.821
5	29.454	44.619	<b>20.771</b>	1'34.844	240,5	15:47'26.665
6	<b>29.310</b>	44.340	30.786	1'44.436	241,1	15:49'11.101
7	39.935	50.485	1'54.843	3'25.263P	236,3	15:52'36.364

8	34.878	46.891	22.913	1'44.682P	182,7	15:54'21.046
9	30.447	45.164	20.880	1'36.491	237,4	15:55'57.537
10	29.324	44.581	20.811	1'34.716	241,1	15:57'32.253
11	29.485	44.362	20.864	1'34.711	<b>241,6</b>	15:59'06.964
12	29.415	<b>44.195</b>	20.892	<b>1'34.502</b>	241,1	16:00'41.466

**13 Guerin Stephan (1'34.154)**

Lap	Seg.1	Seg.2	Seg.3	Lap Time	km/h	Local Time
Edgar Maloigne						
1						15:41'42.383
2	41.184	49.880	22.703	1'53.767P	221,3	15:43'36.150
3	31.833	46.444	21.568	1'39.845	214,7	15:45'15.995
4	29.469	45.072	20.904	1'35.445	243,2	15:46'51.440
5	30.007	45.965	20.994	1'36.966	242,2	15:48'28.406
6	<b>29.290</b>	44.527	21.040	1'34.857	243,8	15:50'03.263
7	29.462	44.099	20.971	1'34.532	243,8	15:51'37.795
8	29.301	44.100	<b>20.753</b>	<b>1'34.154</b>	<b>244,3</b>	15:53'11.949
9	29.378	44.217	20.959	1'34.554	<b>244,3</b>	15:54'46.503
10	29.309	<b>44.051</b>	20.962	1'34.322	243,8	15:56'20.825

**14 Oregon Team (1'34.262)**

Lap	Seg.1	Seg.2	Seg.3	Lap Time	km/h	Local Time
Lorenzo Pegoraro						
1						15:40'24.422
2	40.755	58.305	23.393	2'02.453P	178,5	15:42'26.875
3	33.676	53.635	23.154	1'50.465	178,5	15:44'17.340
4	29.546	46.177	20.964	1'36.687	239,5	15:45'54.027
5	29.489	<b>44.029</b>	<b>20.744</b>	<b>1'34.262</b>	239,5	15:47'28.289
6	29.409	44.202	20.752	1'34.363	240,0	15:49'02.652
7	33.155	48.288	21.707	1'43.150	184,9	15:50'45.802
8	29.317	44.417	20.968	1'34.702	241,1	15:52'20.504
9	<b>29.314</b>	44.528	20.837	1'34.679	<b>241,6</b>	15:53'55.183
10	29.334	44.578	21.064	1'34.976	241,1	15:55'30.159

**15 Target Racing (1'34.137)**

Lap	Seg.1	Seg.2	Seg.3	Lap Time	km/h	Local Time
Douglas Bolger						
1						15:40'14.135
2	42.792	53.285	47.006	2'23.083P	178,5	15:42'37.218
3	36.798	50.592	47.040	2'14.430P	193,5	15:44'51.648
4	37.857	49.109	2'19.613	3'46.579P	200,7	15:48'38.227
5	36.608	48.201	21.027	1'45.836P	193,2	15:50'24.063
6	29.850	44.834	22.355	1'37.039	244,3	15:52'01.102
7	29.227	<b>44.306</b>	20.833	1'34.366	<b>248,8</b>	15:53'35.468
8	29.230	44.683	23.082	1'36.995	244,3	15:55'12.463
9	29.192	44.558	20.810	1'34.560	244,3	15:56'47.023
10	<b>29.000</b>	44.364	<b>20.773</b>	<b>1'34.137</b>	246,0	15:58'21.160

**16 VSR (1'34.624)**

Lap	Seg.1	Seg.2	Seg.3	Lap Time	km/h	Local Time
Andrzej Lewandowski						
1						15:40'29.180
2	43.340	52.952	3'12.322	4'48.614P	230,8	15:45'17.794
3	38.708	48.983	24.383	1'52.074P	233,8	15:47'09.868
4	29.942	44.486	20.895	1'35.323	238,9	15:48'45.191
5	29.478	44.185	20.992	1'34.655	240,0	15:50'19.846
6	29.787	44.190	20.938	1'34.915	239,5	15:51'54.761
7	29.580	<b>44.090</b>	20.954	<b>1'34.624</b>	<b>240,5</b>	15:53'29.385
8	<b>29.459</b>	44.321	<b>20.848</b>	1'34.628	239,5	15:55'04.013

11/11/2023

P = Pits In/Out - C = Lap Time Cancelled

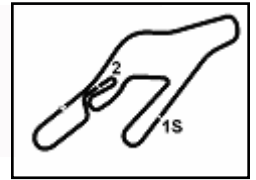
Powered by FICr Perugia Timing

**ROGER DUBUIS****HANKOOK**  
driving emotion



# 5th Round

**3.5**  
PRO-PROAM



## PRO - PRO AM - Chronological Analysis Qualifying 1

Autodromo Vallelunga 4.085 m

2 / 4

20 van den Berg Robert (1'35.553)						
Lap	Seg.1	Seg.2	Seg.3	Lap Time	km/h	Local Time
Robert van den Berg						
1						15:40'35.675
2	46.128	55.816	25.169	2'07.113P	196,4	15:42'42.788
3	34.406	50.562	2'05.183	3'30.151P	235,3	15:46'12.939
4	38.586	48.965	22.269	1'49.820P	145,7	15:48'02.759
5	30.179	45.017	21.244	1'36.440	241,1	15:49'39.199
6	29.928	44.924	21.042	1'35.894	241,6	15:51'15.093
7	30.002	44.653	<b>20.898</b>	<b>1'35.553</b>	241,1	15:52'50.646
8	<b>29.785</b>	44.872	20.907	1'35.564	241,1	15:54'26.210
9	31.648	48.526	21.535	1'41.709	241,1	15:56'07.919
10	30.093	44.677	21.263	1'36.033	<b>242,2</b>	15:57'43.952
11	30.040	<b>44.529</b>	23.363	1'37.932	241,1	15:59'21.884

44 Oregon Team (1'34.144)						
Lap	Seg.1	Seg.2	Seg.3	Lap Time	km/h	Local Time
Pedro Ebrahim						
1						15:40'54.973
2	40.573	54.582	23.108	1'58.263P	163,9	15:42'53.236
3	36.144	55.357	21.547	1'53.048	107,6	15:44'46.284
4	29.502	45.334	20.960	1'35.796	241,1	15:46'22.080
5	29.176	44.689	21.135	1'35.000	<b>242,7</b>	15:47'57.080
6	29.230	<b>43.964</b>	20.950	<b>1'34.144</b>	<b>242,7</b>	15:49'31.224
7	<b>29.111</b>	49.833	22.477	1'41.421	241,6	15:51'12.645
8	29.268	44.155	<b>20.921</b>	1'34.344	240,5	15:52'46.989

27 Tribaudini Stephane (1'34.636)						
Lap	Seg.1	Seg.2	Seg.3	Lap Time	km/h	Local Time
Stephane Tribaudini						
1						15:40'17.830
2	40.991	55.056	25.307	2'01.354P	231,8	15:42'19.184
3	32.489	47.784	21.997	1'42.270	236,8	15:44'01.454
4	30.192	45.407	21.076	1'36.675	240,0	15:45'38.129
5	29.742	44.694	20.972	1'35.408	240,0	15:47'13.537
6	29.592	<b>44.249</b>	<b>20.795</b>	<b>1'34.636</b>	241,1	15:48'48.173
7	29.453	49.590	21.239	1'40.282	<b>241,6</b>	15:50'28.455
8	<b>29.429</b>	44.548	22.991	1'36.968	<b>241,6</b>	15:52'05.423
9	29.503	44.712	23.965	1'38.180	241,1	15:53'43.603

50 DL Consulting (1'34.085)						
Lap	Seg.1	Seg.2	Seg.3	Lap Time	km/h	Local Time
Riccardo Ianniello						
1						15:40'10.251
2	45.604	52.439	45.257	2'23.300P	161,2	15:42'33.551
3	37.223	49.440	22.697	1'49.360P	215,6	15:44'22.911
4	32.717	46.637	20.914	1'40.268	184,0	15:46'03.179
5	29.301	44.218	<b>20.755</b>	1'34.274	243,2	15:47'37.453
6	29.230	44.091	22.710	1'36.031	242,2	15:49'13.484
7	29.198	<b>44.079</b>	20.808	<b>1'34.085</b>	241,6	15:50'47.569
8	<b>29.080</b>	44.169	20.879	1'34.128	243,8	15:52'21.697
9	29.711	46.897	21.029	1'37.637	205,7	15:53'59.334

28 Bonduel Amaury (1'33.500)						
Lap	Seg.1	Seg.2	Seg.3	Lap Time	km/h	Local Time
Amaury Bonduel						
1						15:41'31.607
2	38.937	50.098	23.808	1'52.843P	184,0	15:43'24.450
3	29.954	52.456	24.409	1'46.819	233,3	15:45'11.269
4	30.431	55.037	21.000	1'46.468	178,5	15:46'57.737
5	28.935	50.979	23.198	1'43.112	242,7	15:48'40.849
6	28.822	<b>44.121</b>	<b>20.557</b>	<b>1'33.500</b>	<b>243,2</b>	15:50'14.349

51 Imperiale Sport Car Service (1'34.050)						
Lap	Seg.1	Seg.2	Seg.3	Lap Time	km/h	Local Time
Giacomo Pollini						
1		53.235	23.691		180,6	15:42'07.267
2	32.641	46.587	2'32.242	3'51.470P	241,1	15:45'58.737
3	38.654	46.104	21.282	1'46.040P	240,5	15:47'44.777
4	29.182	<b>44.108</b>	<b>20.760</b>	<b>1'34.050</b>	<b>246,0</b>	15:49'18.827
5	30.855	46.956	24.004	1'41.815	241,6	15:51'00.642
6	29.228	44.283	2'12.153	3'25.664P	244,3	15:54'26.306
7	35.970	48.169	21.056	1'45.195P	217,3	15:56'11.501
8	<b>29.090</b>	44.131	20.866	1'34.087	244,3	15:57'45.588
9	29.202	44.335	21.011	1'34.548	243,8	15:59'20.136
10	29.284	44.513	21.871	1'35.668	243,8	16:00'55.804

33 Bonaldi Motorsport (1'34.695)						
Lap	Seg.1	Seg.2	Seg.3	Lap Time	km/h	Local Time
Abbie Eaton						
1						15:42'48.591
2	46.302	55.508	23.750	2'05.560P	129,2	15:44'54.151
3	34.112	49.846	22.234	1'46.192	233,3	15:46'40.343
4	30.865	48.260	21.516	1'40.641	245,5	15:48'20.984
5	29.949	44.809	20.978	1'35.736	247,7	15:49'56.720
6	<b>29.442</b>	<b>44.362</b>	20.891	<b>1'34.695</b>	<b>248,8</b>	15:51'31.415
7	29.633	46.102	25.504	1'41.239	247,1	15:53'12.654
8	29.624	44.661	21.036	1'35.321	<b>248,8</b>	15:54'47.975
9	29.698	44.555	<b>20.836</b>	1'35.089	246,0	15:56'23.064

61 Oregon Team (1'33.640)						
Lap	Seg.1	Seg.2	Seg.3	Lap Time	km/h	Local Time
Marzio Moretti						
1						15:47'05.088
2	43.154	54.327	23.566	2'01.047P	180,0	15:49'06.135
3	34.045	53.304	24.351	1'51.700	176,5	15:50'57.835
4	29.313	45.593	21.838	1'36.744	240,0	15:52'34.579
5	28.859	44.389	20.736	1'33.984	<b>240,5</b>	15:54'08.563
6	<b>28.842</b>	44.194	20.604	<b>1'33.640</b>	<b>240,5</b>	15:55'42.203
7	32.350	50.101	20.905	1'43.356	190,8	15:57'25.559
8	29.004	<b>44.124</b>	<b>20.550</b>	1'33.678	238,9	15:58'59.237

42 AKF Motorsport (1'35.500)						
Lap	Seg.1	Seg.2	Seg.3	Lap Time	km/h	Local Time
Sebastian Freymuth						
1						15:40'18.760
2	44.839	52.387	24.365	2'01.591P	191,8	15:42'20.351
3	32.142	49.805	2'56.178	4'18.125P	237,9	15:46'38.476
4	43.689	45.964	21.173	1'50.826P	238,9	15:48'29.302
5	29.505	45.171	<b>20.926</b>	1'35.602	241,1	15:50'04.904
6	29.454	45.104	20.942	<b>1'35.500</b>	241,1	15:51'40.404
7	<b>29.348</b>	<b>45.045</b>	21.142	1'35.535	<b>241,6</b>	15:53'15.939

66 Micane Motorsport ACCR Team (1'34.258)						
Lap	Seg.1	Seg.2	Seg.3	Lap Time	km/h	Local Time
Karol Basz						
1						15:40'20.541
2	43.969	52.489	47.625	2'24.083P	171,2	15:42'44.624
3	35.587	48.183	3'46.128	5'09.898P	241,6	15:47'54.522
4	34.120	45.540	<b>20.908</b>	1'40.568P	241,1	15:49'35.090

11/11/2023

P = Pits In/Out - C = Lap Time Cancelled

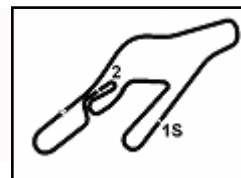
Powered by FICr Perugia Timing

ROGER DUBUIS

HANKOOK  
driving emotion



# 5th Round

**3.5****PRO-PROAM**

## PRO - PRO AM - Chronological Analysis Qualifying 1

Autodromo Vallelunga 4.085 m

**3 / 4**

5	29.303	<b>44.050</b>	20.984	1'34.337	242,2	15:51'09.427	4	30.961	55.467	23.835	1'50.263	173,1	15:47'02.828
6	<b>29.108</b>	44.214	20.936	<b>1'34.258</b>	<b>246,0</b>	15:52'43.685	5	29.068	44.040	20.554	<b>1'33.662</b>	242,2	15:48'36.490
7	31.007	46.359	23.133	1'40.499	241,1	15:54'24.184	6	29.028	44.052	20.613	1'33.693	241,1	15:50'10.183
8	29.294	47.076	23.722	1'40.092	245,5	15:56'04.276	7	29.034	44.104	<b>20.548</b>	1'33.686	<b>242,7</b>	15:51'43.869
							8	<b>29.022</b>	<b>44.017</b>	20.820	1'33.859	<b>242,7</b>	15:53'17.728

**68 DL Consulting (1'33.783)**

Lap	Seg.1	Seg.2	Seg.3	Lap Time	km/h	Local Time
Luca Segù						
1						15:42'19.174
2	43.014	52.928	28.289	2'04.231P	170,9	15:44'23.405
3	32.835	47.188	21.162	1'41.185	176,8	15:46'04.590
4	29.232	44.183	20.708	1'34.123	243,8	15:47'38.713
5	29.050	<b>44.016</b>	20.829	1'33.895	243,8	15:49'12.608
6	29.204	47.515	20.802	1'37.521	<b>244,3</b>	15:50'50.129
7	29.087	44.054	<b>20.642</b>	<b>1'33.783</b>	243,8	15:52'23.912
8	<b>28.967</b>	44.348	20.759	1'34.074	<b>244,3</b>	15:53'57.986

**89 Iron Lynx (1'34.137)**

Lap	Seg.1	Seg.2	Seg.3	Lap Time	km/h	Local Time
Yelmer Buurman						
1						15:41'15.773
2	41.316	53.076	22.768	1'57.160P	161,0	15:43'12.933
3	33.624	50.341	25.195	1'49.160	165,9	15:45'02.093
4	29.365	45.804	21.318	1'36.487	242,2	15:46'38.580
5	29.318	44.722	20.969	1'35.009	242,2	15:48'13.589
6	29.283	44.164	20.831	1'34.278	<b>242,7</b>	15:49'47.867
7	29.574	49.690	21.638	1'40.902	242,2	15:51'28.769
8	29.604	46.008	21.002	1'36.614	240,5	15:53'05.383
9	29.226	<b>44.100</b>	<b>20.811</b>	<b>1'34.137</b>	242,2	15:54'39.520
10	29.368	45.656	24.226	1'39.250	242,2	15:56'18.770

**75 ART Line (1'37.696)**

Lap	Seg.1	Seg.2	Seg.3	Lap Time	km/h	Local Time
Shota Abkhazava						
1						15:40'37.648
2	43.971	51.906	23.426	1'59.303P	220,4	15:42'36.951
3	32.020	48.880	3'27.025	4'47.925P	236,8	15:47'24.876
4	37.660	47.879	24.739	1'50.278P	233,3	15:49'15.154
5	30.724	46.200	21.606	1'38.530	238,4	15:50'53.684
6	30.240	<b>45.904</b>	<b>21.552</b>	<b>1'37.696</b>	<b>240,5</b>	15:52'31.380
7	<b>29.969</b>	46.374	22.156	1'38.499	<b>240,5</b>	15:54'09.879
8	30.258	46.494	2'48.049	4'04.801P	240,0	15:58'14.680
9	38.010	46.807	21.990	1'46.807P	235,8	16:00'01.487

**92 Scuderia Villorba Corse (1'35.500)**

Lap	Seg.1	Seg.2	Seg.3	Lap Time	km/h	Local Time
Michael Blanchemain						
1						15:40'15.543
2	44.393	54.042	24.609	2'03.044P	206,5	15:42'18.587
3	32.899	50.230	22.360	1'45.489	235,3	15:44'04.076
4	30.257	45.956	21.416	1'37.629	240,5	15:45'41.705
5	30.487	44.971	<b>21.119</b>	1'36.577	234,3	15:47'18.282
6	29.693	<b>44.657</b>	21.150	<b>1'35.500</b>	241,1	15:48'53.782
7	29.716	44.721	21.448	1'35.885	<b>241,6</b>	15:50'29.667
8	29.748	47.070	21.825	1'38.643	<b>241,6</b>	15:52'08.310
9	30.039	47.170	21.355	1'38.564	237,9	15:53'46.874
10	<b>29.614</b>	1'36.564	22.150	2'28.328	<b>241,6</b>	15:56'15.202

**78 Iron Lynx (1'33.491)**

Lap	Seg.1	Seg.2	Seg.3	Lap Time	km/h	Local Time
Emanuele Zonzini						
1						15:41'11.243
2	41.893	52.841	22.680	1'57.414P	165,4	15:43'08.657
3	35.026	51.439	23.613	1'50.078	189,8	15:44'58.735
4	30.221	46.058	21.334	1'37.613	238,9	15:46'36.348
5	29.086	44.089	20.745	1'33.920	243,2	15:48'10.268
6	<b>28.960</b>	43.826	<b>20.705</b>	<b>1'33.491</b>	<b>244,3</b>	15:49'43.759
7	29.071	<b>43.770</b>	21.239	1'34.080	243,2	15:51'17.839

**95 VSR (1'34.252)**

Lap	Seg.1	Seg.2	Seg.3	Lap Time	km/h	Local Time
Marcus Paverud						
1						15:40'30.636
2	42.168	56.915	23.661	2'02.744P	231,3	15:42'33.380
3	31.850	49.370	24.913	1'46.133	237,4	15:44'19.513
4	29.547	46.068	21.154	1'36.769	242,7	15:45'56.282
5	29.225	44.912	20.799	1'34.936	242,2	15:47'31.218
6	29.593	44.830	1'34.451	2'48.874P	243,8	15:50'20.092
7	33.309	44.900	20.965	1'39.174P	243,2	15:51'59.266
8	29.330	<b>44.405</b>	20.822	1'34.557	<b>244,3</b>	15:53'33.823
9	29.196	45.714	21.002	1'35.912	243,8	15:55'09.735
10	29.032	44.601	<b>20.733</b>	1'34.366	<b>244,3</b>	15:56'44.101
11	<b>28.997</b>	44.498	20.757	<b>1'34.252</b>	243,2	15:58'18.353

**81 Target Racing (1'36.092)**

Lap	Seg.1	Seg.2	Seg.3	Lap Time	km/h	Local Time
Alex Au						
1						15:42'43.549
2	38.572	49.448	46.860	2'14.880P	237,4	15:44'58.429
3	39.164	47.446	2'18.623	3'45.233P	238,4	15:48'43.662
4	39.328	49.348	21.697	1'50.373P	193,2	15:50'34.035
5	32.483	47.566	21.999	1'42.048	213,9	15:52'16.083
6	<b>29.915</b>	45.121	<b>21.056</b>	<b>1'36.092</b>	243,8	15:53'52.175
7	30.613	45.256	21.734	1'37.603	243,2	15:55'29.778
8	32.330	46.559	21.296	1'40.185	242,2	15:57'09.963
9	30.809	<b>44.851</b>	21.393	1'37.053	242,7	15:58'47.016

**86 Leipert Motorsport (1'33.662)**

Lap	Seg.1	Seg.2	Seg.3	Lap Time	km/h	Local Time
Brendon Leitch						
1						15:41'37.090
2	43.171	49.599	22.524	1'55.294P	199,6	15:43'32.384
3	30.896	46.382	22.903	1'40.181	235,8	15:45'12.565

**99 Leipert Motorsport (1'34.923)**

Lap	Seg.1	Seg.2	Seg.3	Lap Time	km/h	Local Time
Patrik Matthesen						
1						15:41'43.921
2	41.833	52.712	25.125	1'59.670P	197,4	15:43'43.591
3	32.626	47.139	22.024	1'41.789	213,0	15:45'25.380
4	31.776	47.256	23.764	1'42.796	232,3	15:47'08.176
5	29.718	<b>44.427</b>	<b>20.867</b>	1'35.012	243,2	15:48'43.188
6	29.532	45.536	23.103	1'38.171	241,6	15:50'21.359
7	29.418	44.563	20.942	<b>1'34.923</b>	<b>244,3</b>	15:51'56.282
8	<b>29.401</b>	44.773	20.978	1'35.152	243,8	15:53'31.434
9	32.580	49.155	22.221	1'43.956	239,5	15:55'15.390

11/11/2023

P = Pits In/Out - C = Lap Time Cancelled

Powered by FICr Perugia Timing

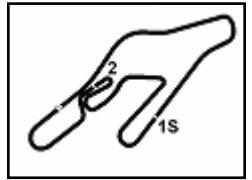
**ROGER DUBUIS****HANKOOK**  
driving emotion



5<sup>th</sup> Round

3.5

PRO-PROAM

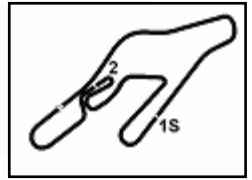


PRO - PRO AM - Chronological Analysis Qualifying 1

Autodromo Vallelunga 4.085 m

4 / 4

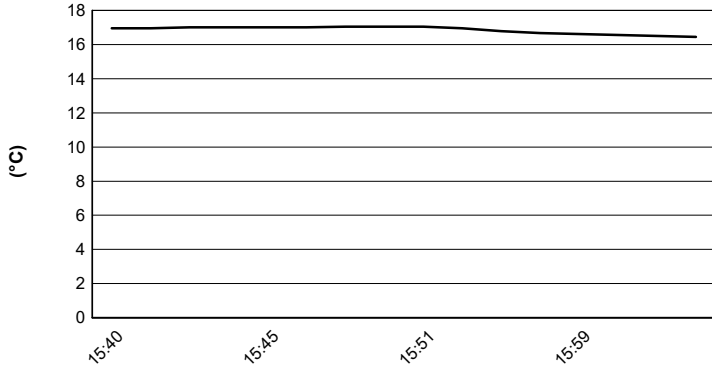




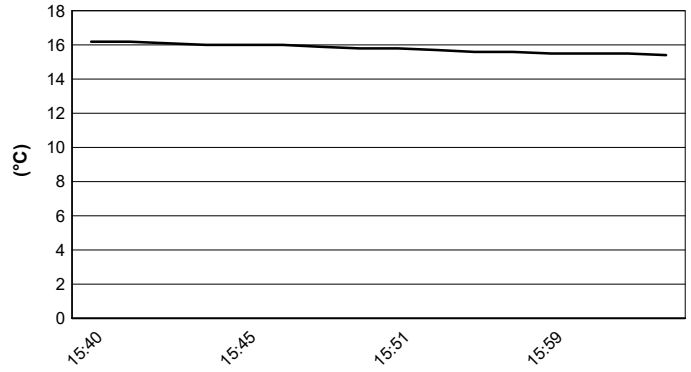
PRO - PRO AM - Weather Report Qualifying 1

Session started 15:40 - Session ended 16:02

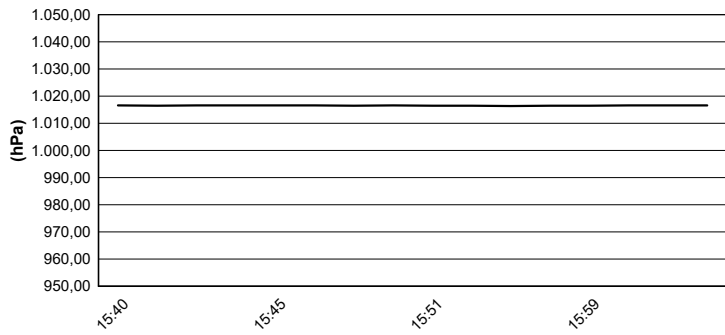
Air Temperature



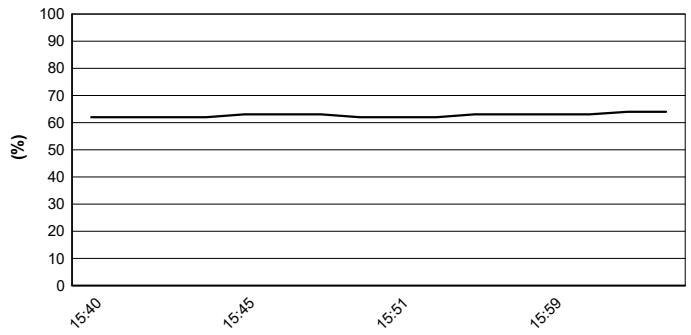
Track Temperature



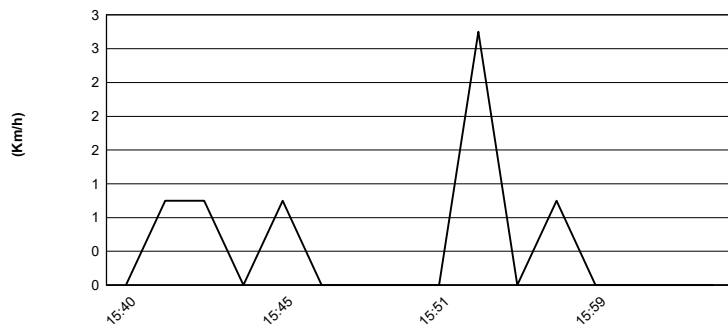
Air Pressure



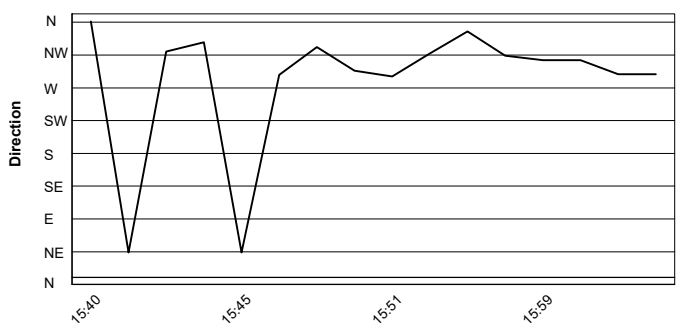
Humidity



Wind Speed



Wind Direction



11/11/2023