

5<sup>th</sup> Round

3.1

AM-LC

FINAL



## AM - LC - Results Qualifying 1

Autodromo Vallelunga 4.085 m

1 / 2

No. Driver	Nat	Entrant	Team	Car	Class	Time	Gap	Rel.	Laps
1	<b>62</b>	<b>BADAWY</b> Ibrahim	EGY DL Consulting	Lamborghini Roma by DL Racing	Huracán ST EVO 2	AM	<b>1'34.697</b>		7
2	<b>60</b>	<b>ANAPOLI</b> Giovanni	ITA VSR	VSR	Huracán ST EVO 2	AM	<b>1'35.368</b>	0.671	0.671 8
3	<b>2</b>	<b>FELIGIONI</b> Pierre	BEL Boutsen VDS	Boutsen VDS	Huracán ST EVO 2	AM	<b>1'35.745</b>	1.048	0.377 12
4	<b>32</b>	<b>BIGLIERI</b> Paolo Leonardo	ITA Bonaldi Motorsport	Bonaldi Motorsport	Huracán ST EVO 2	LC	<b>1'35.868</b>	1.171	0.123 6
5	<b>18</b>	<b>DUBELLY</b> Elie	FRA Boutsen VDS	Boutsen VDS	Huracán ST EVO 2	AM	<b>1'35.948</b>	1.251	0.080 10
6	<b>63</b>	<b>PIGUET</b> Julien	FRA Piguët Julien	Autovitesse	Huracán ST EVO 2	AM	<b>1'35.957</b>	1.260	0.009 9
7	<b>21</b>	<b>RINDONE</b> Gabriel	ITA Leipert Motorsport	Leipert Motorsport	Huracán ST EVO 2	AM	<b>1'36.089</b>	1.392	0.132 9
8	<b>88</b>	<b>BRUNOT</b> Jean-François	USA Leipert Motorsport	Leipert Motorsport	Huracán ST EVO 2	AM	<b>1'36.227</b>	1.530	0.138 11
9	<b>65</b>	<b>KREBS</b> Jürgen	DEU Leipert Motorsport	Leipert Motorsport	Huracán ST EVO 2	LC	<b>1'36.679</b>	1.982	0.452 11
10	<b>40</b>	<b>CAZALBON</b> Wilfried	FRA Wilfried Cazalbon	CMR	Huracán ST EVO 2	AM	<b>1'36.826</b>	2.129	0.147 11
11	<b>90</b>	<b>HARMSSEN</b> Holger	DEU GT3 Poland	GT3 Poland	Huracán ST EVO 2	AM	<b>1'36.907</b>	2.210	0.081 11
12	<b>54</b>	<b>MARTIN</b> Charlie	GBR Brutal Fish Racing Team	Brutal Fish Racing Team	Huracán ST EVO 2	LC	<b>1'36.951</b>	2.254	0.044 11
13	<b>5</b>	<b>MOCZULSKI</b> Grzegorz	POL GT3 Poland	GT3 Poland	Huracán ST EVO 2	AM	<b>1'37.181</b>	2.484	0.230 10
14	<b>77</b>	<b>HERNANDEZ ORTEGA</b> Alfredo	MEX Hernandez Ortega Alfredo	BDR Competition by Grupo Prom	Huracán ST EVO 2	LC	<b>1'37.807</b>	3.110	0.626 12
15	<b>69</b>	<b>BUTKEVICIUS</b> Audrius	LTU RD Signs Racing Team	RD Signs Racing Team	Huracán ST EVO 2	AM	<b>1'38.541</b>	3.844	0.734 11
16	<b>8</b>	<b>PRIVITELIO</b> Luciano	SMR Iron Lynx	Iron Lynx	Huracán ST EVO 2	LC	<b>1'38.751</b>	4.054	0.210 12
17	<b>4</b>	<b>GOSELIN</b> Claude-Yves	BEL Iron Lynx	Iron Lynx	Huracán ST EVO 2	AM	<b>1'39.438</b>	4.741	0.687 10
18	<b>23</b>	<b>MARTLÉ</b> Mario	BEL Martlé Mario	Totaalplan Racing	Huracán ST EVO 2	LC	<b>1'40.226</b>	5.529	0.788 10
19	<b>24</b>	<b>FREYMUTH</b> Oliver	DEU AKF Motorsport	AKF Motorsport	Huracán ST EVO 2	AM	<b>1'40.284</b>	5.587	0.058 9
20	<b>17</b>	<b>DOMS</b> Serge	BEL Doms Serge	BDR Competition by Grupo Prom	Huracán ST EVO 2	LC	<b>1'40.612</b>	5.915	0.328 10
21	<b>22</b>	<b>WAGNER</b> Kurt	DEU Micanek ACCR Team	Micanek Motorsport ACCR Team	Huracán ST EVO 2	LC	<b>1'40.841</b>	6.144	0.229 11

Humidity:	62%	AIR	16°C
Condition:	DRY	Temp:	18°C

Stewards : Alessandro Tibiletti Alice Scutellà Franco Leoni

Start	End
11/11/2023 14:40	15:01

Powered by FICr Perugia Timing

ROGER DUBUIS

  
driving emotion



## AM - LC - Results Qualifying 1

Autodromo Vallelunga 4.085 m

2 / 2

### Penalty and Infringement

### Fastest Laps Sequence

No.	Entrant	Nat	Team	Car	Local Time	Time	Gap	Avg
21	G. RINDONE	ITA	Leipert Motorsport	Huracán ST EVO 2	14:44'04.696	<b>1'51.143</b>		132,316
65	J. KREBS	DEU	Leipert Motorsport	Huracán ST EVO 2	14:44'12.127	<b>1'45.303</b>	-5.840	139,654
4	C. GOSSELIN	BEL	Iron Lynx	Huracán ST EVO 2	14:44'52.030	<b>1'41.258</b>	-4.045	145,233
21	G. RINDONE	ITA	Leipert Motorsport	Huracán ST EVO 2	14:45'42.030	<b>1'37.334</b>	-3.924	151,088
21	G. RINDONE	ITA	Leipert Motorsport	Huracán ST EVO 2	14:47'18.119	<b>1'36.089</b>	-1.245	153,046
32	P. BIGLIERI	ITA	Bonaldi Motorsport	Huracán ST EVO 2	14:48'44.010	<b>1'36.089</b>		153,046
2	P. FELIGIONI	BEL	Boutsen VDS	Huracán ST EVO 2	14:50'52.856	<b>1'35.745</b>	-0.344	153,595
62	I. BADAWY	EGY	Lamborghini Roma by DL Racing	Huracán ST EVO 2	14:51'14.345	<b>1'34.699</b>	-1.046	155,292
62	I. BADAWY	EGY	Lamborghini Roma by DL Racing	Huracán ST EVO 2	14:56'17.026	<b>1'34.697</b>	-0.002	155,295

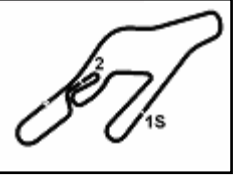
Stewards : Alessandro Tibiletti Alice Scutellà Franco Leoni

Start 14:40 End 15:01

Powered by FICr Perugia Timing

# ROGER DUBUIS

driving emotion



## AM - LC - Best Sectors and Speed Qualifying 1

Autodromo Vallelunga 4.085 m

**BEST LAP**

1	<b>62 BADAWY</b> Ibrahim	Huracán ST EVO 2	1'34.697
2	<b>60 ANAPOLI</b> Giovanni	Huracán ST EVO 2	1'35.368
3	<b>2 FELIGIONI</b> Pierre	Huracán ST EVO 2	1'35.745
4	<b>32 BIGLIERI</b> Paolo Leonardo	Huracán ST EVO 2	1'35.868
5	<b>18 DUBELLY</b> Elie	Huracán ST EVO 2	1'35.948
6	<b>63 PIGUET</b> Julien	Huracán ST EVO 2	1'35.957
7	<b>21 RINDONE</b> Gabriel	Huracán ST EVO 2	1'36.089
8	<b>88 BRUNOT</b> Jean-François	Huracán ST EVO 2	1'36.227
9	<b>65 KREBS</b> Jürgen	Huracán ST EVO 2	1'36.679
10	<b>40 CAZALBON</b> Wilfried	Huracán ST EVO 2	1'36.826
11	<b>90 HARMSSEN</b> Holger	Huracán ST EVO 2	1'36.907
12	<b>54 MARTIN</b> Charlie	Huracán ST EVO 2	1'36.951
13	<b>5 MOCZULSKI</b> Grzegorz	Huracán ST EVO 2	1'37.181
14	<b>77 HERNANDEZ ORTEGA</b> Alfred	Huracán ST EVO 2	1'37.807
15	<b>69 BUTKEVICIUS</b> Audrius	Huracán ST EVO 2	1'38.541
16	<b>8 PRIVITELIO</b> Luciano	Huracán ST EVO 2	1'38.751
17	<b>4 GOSSELIN</b> Claude-Yves	Huracán ST EVO 2	1'39.438
18	<b>23 MARTLÉ</b> Mario	Huracán ST EVO 2	1'40.226
19	<b>24 FREYMUTH</b> Oliver	Huracán ST EVO 2	1'40.284
20	<b>17 DOMS</b> Serge	Huracán ST EVO 2	1'40.612
21	<b>22 WAGNER</b> Kurt	Huracán ST EVO 2	1'40.841

**SPEED**

1	<b>63 PIGUET</b> Julien	Huracán ST EVO 2	243,8
2	<b>32 BIGLIERI</b> Paolo Leonardo	Huracán ST EVO 2	243,8
3	<b>17 DOMS</b> Serge	Huracán ST EVO 2	243,2
4	<b>4 GOSSELIN</b> Claude-Yves	Huracán ST EVO 2	241,6
5	<b>8 PRIVITELIO</b> Luciano	Huracán ST EVO 2	241,6
6	<b>62 BADAWY</b> Ibrahim	Huracán ST EVO 2	241,6
7	<b>88 BRUNOT</b> Jean-François	Huracán ST EVO 2	241,6
8	<b>90 HARMSSEN</b> Holger	Huracán ST EVO 2	241,6
9	<b>65 KREBS</b> Jürgen	Huracán ST EVO 2	241,1
10	<b>21 RINDONE</b> Gabriel	Huracán ST EVO 2	241,1
11	<b>40 CAZALBON</b> Wilfried	Huracán ST EVO 2	241,1
12	<b>18 DUBELLY</b> Elie	Huracán ST EVO 2	240,5
13	<b>22 WAGNER</b> Kurt	Huracán ST EVO 2	240,5
14	<b>23 MARTLÉ</b> Mario	Huracán ST EVO 2	240,5
15	<b>54 MARTIN</b> Charlie	Huracán ST EVO 2	240,5
16	<b>60 ANAPOLI</b> Giovanni	Huracán ST EVO 2	240,5
17	<b>5 MOCZULSKI</b> Grzegorz	Huracán ST EVO 2	240,5
18	<b>2 FELIGIONI</b> Pierre	Huracán ST EVO 2	240,0
19	<b>77 HERNANDEZ ORTEGA</b> Alfred	Huracán ST EVO 2	240,0
20	<b>24 FREYMUTH</b> Oliver	Huracán ST EVO 2	239,5
21	<b>69 BUTKEVICIUS</b> Audrius	Huracán ST EVO 2	236,8

**SEG. 1**

1	<b>62 BADAWY</b> Ibrahim	29.320
2	<b>60 ANAPOLI</b> Giovanni	29.464
3	<b>18 DUBELLY</b> Elie	29.690
4	<b>32 BIGLIERI</b> Paolo Leonardo	29.699
5	<b>88 BRUNOT</b> Jean-François	29.709
6	<b>21 RINDONE</b> Gabriel	29.726
7	<b>63 PIGUET</b> Julien	29.812
8	<b>2 FELIGIONI</b> Pierre	29.864
9	<b>90 HARMSSEN</b> Holger	30.017
10	<b>65 KREBS</b> Jürgen	30.038
11	<b>40 CAZALBON</b> Wilfried	30.065
12	<b>54 MARTIN</b> Charlie	30.174
13	<b>5 MOCZULSKI</b> Grzegorz	30.255
14	<b>8 PRIVITELIO</b> Luciano	30.376
15	<b>77 HERNANDEZ ORTEGA</b>	30.501
16	<b>69 BUTKEVICIUS</b> Audrius	30.690
17	<b>4 GOSSELIN</b> Claude-Yves	30.883
18	<b>22 WAGNER</b> Kurt	30.972
19	<b>24 FREYMUTH</b> Oliver	30.981
20	<b>17 DOMS</b> Serge	31.047
21	<b>23 MARTLÉ</b> Mario	31.201

**SEG. 2**

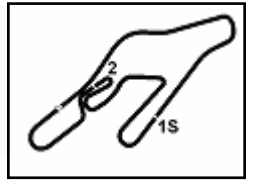
1	<b>62 BADAWY</b> Ibrahim	44.321
2	<b>32 BIGLIERI</b> Paolo Leonardo	44.532
3	<b>2 FELIGIONI</b> Pierre	44.685
4	<b>60 ANAPOLI</b> Giovanni	44.730
5	<b>5 MOCZULSKI</b> Grzegorz	45.050
6	<b>54 MARTIN</b> Charlie	45.133
7	<b>18 DUBELLY</b> Elie	45.137
8	<b>90 HARMSSEN</b> Holger	45.197
9	<b>21 RINDONE</b> Gabriel	45.207
10	<b>63 PIGUET</b> Julien	45.242
11	<b>65 KREBS</b> Jürgen	45.258
12	<b>40 CAZALBON</b> Wilfried	45.312
13	<b>88 BRUNOT</b> Jean-François	45.383
14	<b>77 HERNANDEZ ORTEGA</b>	45.555
15	<b>69 BUTKEVICIUS</b> Audrius	45.729
16	<b>8 PRIVITELIO</b> Luciano	46.530
17	<b>4 GOSSELIN</b> Claude-Yves	46.553
18	<b>17 DOMS</b> Serge	46.769
19	<b>24 FREYMUTH</b> Oliver	46.884
20	<b>23 MARTLÉ</b> Mario	47.082
21	<b>22 WAGNER</b> Kurt	47.098

**SEG. 3**

1	<b>63 PIGUET</b> Julien	20.869
2	<b>88 BRUNOT</b> Jean-François	20.889
3	<b>60 ANAPOLI</b> Giovanni	20.945
4	<b>62 BADAWY</b> Ibrahim	21.004
5	<b>18 DUBELLY</b> Elie	21.024
6	<b>21 RINDONE</b> Gabriel	21.079
7	<b>32 BIGLIERI</b> Paolo Leonardo	21.150
8	<b>40 CAZALBON</b> Wilfried	21.177
9	<b>2 FELIGIONI</b> Pierre	21.196
10	<b>90 HARMSSEN</b> Holger	21.336
11	<b>65 KREBS</b> Jürgen	21.383
12	<b>54 MARTIN</b> Charlie	21.403
13	<b>77 HERNANDEZ ORTEGA</b>	21.499
14	<b>8 PRIVITELIO</b> Luciano	21.543
15	<b>5 MOCZULSKI</b> Grzegorz	21.632
16	<b>4 GOSSELIN</b> Claude-Yves	21.796
17	<b>69 BUTKEVICIUS</b> Audrius	21.906
18	<b>23 MARTLÉ</b> Mario	21.943
19	<b>24 FREYMUTH</b> Oliver	22.018
20	<b>22 WAGNER</b> Kurt	22.154
21	<b>17 DOMS</b> Serge	22.237



# 5<sup>th</sup> Round

**3.4****AM-LC**

## AM - LC - Ideal Time Qualifying 1

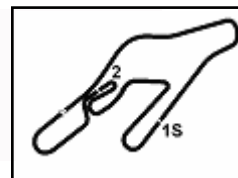
Autodromo Vallelunga 4.085 m

No. Driver Entrant	Car	Seg. 1	Seg. 2	Seg. 3	Ideal Time		
		Diff. 1	Diff. 2	Diff. 3	Best Lap	Pos.	Diff.
1 <b>62 BADAWY I.</b> (EGY) DL CONSULTING	Huracán ST EVO 2	<b>29.320</b> +0.043	<b>44.321</b>	21.004 +0.009	<b>1'34.645</b> 1'34.697	1	0.052
2 <b>60 ANAPOLI G.</b> (ITA) VSR	Huracán ST EVO 2	29.464	44.730 +0.185	20.945 +0.044	<b>1'35.139</b> 1'35.368	2	0.229
3 <b>32 BIGLIERI P.</b> (ITA) BONALDI MOTORSPORT	Huracán ST EVO 2	29.699	44.532	21.150 +0.487	<b>1'35.381</b> 1'35.868	4	0.487
4 <b>2 FELIGIONI P.</b> (BEL) BOUTSEN VDS	Huracán ST EVO 2	29.864	44.685	21.196	<b>1'35.745</b> 1'35.745	3	
5 <b>18 DUBELLY E.</b> (FRA) BOUTSEN VDS	Huracán ST EVO 2	29.690	45.137	21.024 +0.097	<b>1'35.851</b> 1'35.948	5	0.097
6 <b>63 PIGUET J.</b> (FRA) PIGUET JULIEN	Huracán ST EVO 2	29.812 +0.034	45.242	<b>20.869</b>	<b>1'35.923</b> 1'35.957	6	0.034
7 <b>88 BRUNOT J.</b> (USA) LEIPERT MOTORSPORT	Huracán ST EVO 2	29.709 +0.217	45.383 +0.029	20.889	<b>1'35.981</b> 1'36.227	8	0.246
8 <b>21 RINDONE G.</b> (ITA) LEIPERT MOTORSPORT	Huracán ST EVO 2	29.726	45.207 +0.077	21.079	<b>1'36.012</b> 1'36.089	7	0.077
9 <b>90 HARMSEN H.</b> (DEU) GT3 POLAND	Huracán ST EVO 2	30.017 +0.259	45.197	21.336 +0.098	<b>1'36.550</b> 1'36.907	11	0.357
10 <b>40 CAZALBON W.</b> (FRA) WILFRIED CAZALBON	Huracán ST EVO 2	30.065 +0.272	45.312	21.177	<b>1'36.554</b> 1'36.826	10	0.272
11 <b>65 KREBS J.</b> (DEU) LEIPERT MOTORSPORT	Huracán ST EVO 2	30.038	45.258	21.383	<b>1'36.679</b> 1'36.679	9	
12 <b>54 MARTIN C.</b> (GBR) BRUTAL FISH RACING TEAM	Huracán ST EVO 2	30.174	45.133 +0.235	21.403 +0.006	<b>1'36.710</b> 1'36.951	12	0.241
13 <b>5 MOCZULSKI G.</b> (POL) GT3 POLAND	Huracán ST EVO 2	30.255	45.050 +0.104	21.632 +0.140	<b>1'36.937</b> 1'37.181	13	0.244
14 <b>77 HERNANDEZ ORTEGA</b> HERNANDEZ ORTEGA ALFREDO	Huracán ST EVO 2	30.501 +0.157	45.555	21.499 +0.095	<b>1'37.555</b> 1'37.807	14	0.252
15 <b>69 BUTKEVICIUS A.</b> (LTU) RD SIGNS RACING TEAM	Huracán ST EVO 2	30.690 +0.216	45.729	21.906	<b>1'38.325</b> 1'38.541	15	0.216
16 <b>8 PRIVITELIO L.</b> (SMR) IRON LYNX	Huracán ST EVO 2	30.376 +0.302	46.530	21.543	<b>1'38.449</b> 1'38.751	16	0.302
17 <b>4 GOSSSELIN C.</b> (BEL) IRON LYNX	Huracán ST EVO 2	30.883 +0.194	46.553 +0.012	21.796	<b>1'39.232</b> 1'39.438	17	0.206
18 <b>24 FREYMUTH O.</b> (DEU) AKF MOTORSPORT	Huracán ST EVO 2	30.981	46.884	22.018 +0.401	<b>1'39.883</b> 1'40.284	19	0.401
19 <b>17 DOMS S.</b> (BEL) DOMS SERGE	Huracán ST EVO 2	31.047 +0.293	46.769 +0.157	22.237 +0.109	<b>1'40.053</b> 1'40.612	20	0.559
20 <b>22 WAGNER K.</b> (DEU) MICANEK ACCR TEAM	Huracán ST EVO 2	30.972 +0.056	47.098 +0.372	22.154 +0.189	<b>1'40.224</b> 1'40.841	21	0.617
21 <b>23 MARTLÉ M.</b> (BEL) MARTLÉ MARIO	Huracán ST EVO 2	31.201	47.082	21.943	<b>1'40.226</b> 1'40.226	18	
<b>Overall Ideal Time</b>		29.320	29.320	44.321	20.869	<b>1'34.510</b>	



# 5th Round

**3.5**  
AM-LC



## AM - LC - Chronological Analysis Qualifying 1

Autodromo Vallelunga 4.085 m

1 / 3

### 2 Boutsen VDS (1'35.745)

Lap	Seg.1	Seg.2	Seg.3	Lap Time	km/h	Local Time
Pierre Feligioni						
1						14:40'12.374
2	54.875	1'03.196	27.759	2'25.830P	147,5	14:42'38.204
3	36.236	49.166	22.427	1'47.829	233,8	14:44'26.033
4	30.475	45.572	21.673	1'37.720	239,5	14:46'03.753
5	30.464	45.288	21.326	1'37.078	237,9	14:47'40.831
6	29.999	45.069	21.212	1'36.280	<b>240,0</b>	14:49'17.111
7	<b>29.864</b>	<b>44.685</b>	<b>21.196</b>	<b>1'35.745</b>	238,9	14:50'52.856
8	30.221	47.011	22.164	1'39.396	239,5	14:52'32.252
9	29.866	45.746	21.828	1'37.440	239,5	14:54'09.692
10	29.963	45.110	21.386	1'36.459	<b>240,0</b>	14:55'46.151
11	30.220	51.491	25.985	1'47.696	<b>240,0</b>	14:57'33.847
12	37.621	53.280	24.879	1'55.780	202,6	14:59'29.627
13	36.380	55.622	31.052	2'03.054	224,1	15:01'32.681

12	<b>30.376</b>	47.178	21.559	1'39.113	240,5	14:59'59.923
13	30.678	<b>46.530</b>	<b>21.543</b>	<b>1'38.751</b>	238,4	15:01'38.674

### 17 Doms Serge (1'40.612)

Lap	Seg.1	Seg.2	Seg.3	Lap Time	km/h	Local Time
Serge Doms						
1						14:40'19.812
2	57.672	1'02.677	27.941	2'28.290P	170,1	14:42'48.102
3	40.143	53.147	26.107	1'59.397	169,8	14:44'47.499
4	32.596	48.391	23.051	1'44.038	241,1	14:46'31.537
5	31.743	49.617	22.882	1'44.242	242,2	14:48'15.779
6	31.879	47.450	22.557	1'41.886	242,7	14:49'57.665
7	31.340	46.926	22.346	1'40.612	241,1	14:51'38.277
8	31.753	47.233	<b>22.237</b>	1'41.223	242,7	14:53'19.500
9	32.235	52.889	2'18.804	3'43.928P	238,9	14:57'03.428
10	42.851	49.998	23.214	1'56.063P	236,3	14:58'59.491
11	<b>31.047</b>	<b>46.769</b>	22.905	1'40.721	<b>243,2</b>	15:00'40.212

### 4 Iron Lynx (1'39.438)

Lap	Seg.1	Seg.2	Seg.3	Lap Time	km/h	Local Time
Claude-Yves Gosselin						
1						14:41'07.496
2	44.693	54.381	24.202	2'03.276P	196,7	14:43'10.772
3	31.619	47.400	22.239	1'41.258	239,5	14:44'52.030
4	31.885	1'00.187	2'52.639	4'24.711P	240,5	14:49'16.741
5	36.444	47.294	23.482	1'47.220P	237,4	14:51'03.961
6	30.978	46.570	22.012	1'39.560	240,5	14:52'43.521
7	31.172	46.992	22.122	1'40.286	238,9	14:54'23.807
8	31.094	46.729	21.979	1'39.802	241,1	14:56'03.609
9	31.288	<b>46.553</b>	22.102	1'39.943	240,0	14:57'43.552
10	<b>30.883</b>	48.578	23.716	1'43.177	<b>241,6</b>	14:59'26.729
11	31.077	46.565	<b>21.796</b>	<b>1'39.438</b>	241,1	15:01'06.167

### 18 Boutsen VDS (1'35.948)

Lap	Seg.1	Seg.2	Seg.3	Lap Time	km/h	Local Time
Elie Dubelly						
1						14:41'10.699
2	50.453	53.987	23.779	2'08.219P		14:43'18.918
3	35.909	49.751	21.720	1'47.380		14:45'06.298
4	30.121	46.772	21.574	1'38.467	238,4	14:46'44.765
5	30.107	45.711	21.230	1'37.048	237,9	14:48'21.813
6	29.778	47.442	21.232	1'38.452	239,5	14:50'00.265
7	29.760	54.914	22.245	1'46.919	<b>240,5</b>	14:51'47.184
8	33.534	55.088	21.276	1'49.898	206,9	14:53'37.082
9	29.925	45.436	21.033	1'36.394	237,9	14:55'13.476
10	29.712	45.865	<b>21.024</b>	1'36.601	237,9	14:56'50.077
11	<b>29.690</b>	<b>45.137</b>	21.121	<b>1'35.948</b>	238,4	14:58'26.025

### 5 GT3 Poland (1'37.181)

Lap	Seg.1	Seg.2	Seg.3	Lap Time	km/h	Local Time
Grzegorz Moczulski						
1						14:40'31.665
2	54.559	1'01.620	47.655	2'43.834P	107,2	14:43'15.499
3	41.329	49.746	45.026	2'16.101P	225,0	14:45'31.600
4	36.683	46.121	21.943	1'44.747P	236,3	14:47'16.347
5	30.764	46.176	21.790	1'38.730	237,4	14:48'55.077
6	30.669	46.166	21.879	1'38.714	238,9	14:50'33.791
7	<b>30.255</b>	45.154	21.772	<b>1'37.181</b>	238,4	14:52'10.972
8	30.277	45.388	21.766	1'37.431	240,0	14:53'48.403
9	30.522	45.674	<b>21.632</b>	1'37.828	240,0	14:55'26.231
10	30.410	<b>45.050</b>	21.872	1'37.332	240,0	14:57'03.563
11	30.403	45.285	21.830	1'37.518	239,5	14:58'41.081

### 21 Leipert Motorsport (1'36.089)

Lap	Seg.1	Seg.2	Seg.3	Lap Time	km/h	Local Time
Gabriel Rindone						
1						14:42'13.553
2	33.176	54.170	23.797	1'51.143	226,4	14:44'04.696
3	30.487	45.718	21.129	1'37.334	236,3	14:45'42.030
4	<b>29.726</b>	45.284	<b>21.079</b>	<b>1'36.089</b>	240,0	14:47'18.119
5	29.862	48.547	23.708	1'42.117	<b>241,1</b>	14:49'00.236
6	29.970	47.133	1'27.396	2'44.499P	238,9	14:51'44.735
7	40.739	50.946	21.692	1'53.377P	184,3	14:53'38.112
8	29.869	50.596	23.918	1'44.383	238,9	14:55'22.495
9	29.863	47.278	21.241	1'38.382	237,9	14:57'00.877
10	29.946	<b>45.207</b>	21.130	1'36.283	239,5	14:58'37.160

### 8 Iron Lynx (1'38.751)

Lap	Seg.1	Seg.2	Seg.3	Lap Time	km/h	Local Time
Luciano Privitello						
1						14:40'41.021
2	47.247	1'01.359	25.801	2'14.407P	128,7	14:42'55.428
3	35.522	53.975	24.274	1'53.771	231,3	14:44'49.199
4	32.466	48.511	22.612	1'43.589	237,9	14:46'32.788
5	31.269	51.752	23.900	1'46.921	239,5	14:48'19.709
6	31.105	48.804	22.045	1'41.954	238,4	14:50'01.663
7	30.821	47.675	21.928	1'40.424	238,9	14:51'42.087
8	30.660	47.127	21.742	1'39.529	241,1	14:53'21.616
9	30.757	47.844	21.890	1'40.491	240,5	14:55'02.107
10	30.846	46.993	21.670	1'39.509	241,1	14:56'41.616
11	30.490	46.970	21.734	1'39.194	<b>241,6</b>	14:58'20.810

### 22 Micaneq ACCR Team (1'40.841)

Lap	Seg.1	Seg.2	Seg.3	Lap Time	km/h	Local Time
Kurt Wagner						
1						14:40'23.000
2	56.240	1'02.607	26.719	2'25.566P	129,3	14:42'48.566
3	37.329	50.426	24.261	1'52.016	232,3	14:44'40.582
4	31.885	48.267	22.641	1'42.793	235,8	14:46'23.375
5	31.349	47.493	22.257	1'41.099	238,4	14:48'04.474
6	31.028	47.470	22.343	<b>1'40.841</b>	237,4	14:49'45.315
7	31.031	47.890	22.321	1'41.242	238,4	14:51'26.557
8	31.333	47.871	<b>22.154</b>	1'41.358	238,9	14:53'07.915
9	31.504	<b>47.098</b>	22.408	1'41.010	237,9	14:54'48.925
10	30.987	47.893	23.286	1'42.166	238,9	14:56'31.091
11	<b>30.972</b>	48.593	22.823	1'42.388	238,9	14:58'13.479

11/11/2023

P = Pits In/Out - C = Lap Time Cancelled

Powered by FICr Perugia Timing

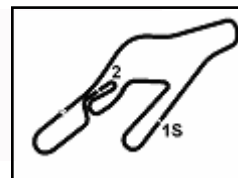
**ROGER DUBUIS**

**HANKOOK**  
driving emotion



# 5th Round

3.5  
AM-LC



## AM - LC - Chronological Analysis Qualifying 1

Autodromo Vallelunga 4.085 m

2 / 3

12 31.077 47.650 22.565 1'41.292 **240,5** 14:59'54.771

Charlie Martin

14:40'21.225

### 23 Martié Mario (1'40.226)

Lap	Seg.1	Seg.2	Seg.3	Lap Time	km/h	Local Time
Mario Martié						
1						14:40'10.711
2	52.567	1'00.469	45.855	2'38.891P	197,1	14:42'49.602
3	41.032	53.628	1'58.227	3'32.887P	233,3	14:46'22.489
4	38.490	52.876	23.995	1'55.361P	234,8	14:48'17.850
5	32.505	50.799	22.675	1'45.979	236,3	14:50'03.829
6	31.870	48.637	22.515	1'43.022	<b>240,5</b>	14:51'46.851
7	31.754	48.005	22.672	1'42.431	<b>240,5</b>	14:53'29.282
8	31.499	47.537	22.283	1'41.319	237,9	14:55'10.601
9	31.651	48.994	22.290	1'42.935	236,3	14:56'53.536
10	31.557	47.592	22.636	1'41.785	<b>240,5</b>	14:58'35.321
11	<b>31.201</b>	<b>47.082</b>	<b>21.943</b>	<b>1'40.226</b>	237,9	15:00'15.547

1						14:40'21.225
2	56.887	1'00.884	25.121	2'22.892P	166,4	14:42'44.117
3	32.087	48.653	2'21.254	3'41.994P	236,8	14:46'26.111
4	36.256	48.477	21.868	1'46.601P	238,9	14:48'12.712
5	30.602	45.589	21.628	1'37.819	238,9	14:49'50.531
6	30.766	49.458	24.043	1'44.267	237,4	14:51'34.798
7	30.753	45.386	21.503	1'37.642	238,4	14:53'12.440
8	30.509	45.374	21.476	1'37.359	239,5	14:54'49.799
9	30.887	47.048	22.368	1'40.303	237,4	14:56'30.102
10	<b>30.174</b>	45.368	21.409	<b>1'36.951</b>	<b>240,5</b>	14:58'07.053
11	30.441	<b>45.133</b>	<b>21.403</b>	<b>1'36.977</b>	240,0	14:59'44.030
12	30.316	45.472	22.916	1'38.704	<b>240,5</b>	15:01'22.734

### 60 VSR (1'35.368)

Lap	Seg.1	Seg.2	Seg.3	Lap Time	km/h	Local Time
Giovanni Anapoli						
1		52.678	45.849		215,6	14:42'30.793
2	40.343	50.344	45.328	2'16.015P	221,3	14:44'46.808
3	39.808	49.878	2'20.528	3'50.214P	219,1	14:48'37.022
4	43.963	1'00.495	22.013	2'06.471P	175,3	14:50'43.493
5	30.067	54.723	28.960	1'53.750	237,9	14:52'37.243
6	29.923	48.126	22.920	1'40.969	237,9	14:54'18.212
7	29.810	<b>44.730</b>	<b>20.945</b>	1'35.485	238,9	14:55'53.697
8	29.666	44.808	21.131	1'35.605	<b>240,5</b>	14:57'29.302
9	<b>29.464</b>	44.915	20.989	<b>1'35.368</b>	240,0	14:59'04.670

### 62 DL Consulting (1'34.697)

Lap	Seg.1	Seg.2	Seg.3	Lap Time	km/h	Local Time
Ibrahim Badawy						
1						14:43'18.345
2	42.765	51.890	49.246	2'23.901P	162,4	14:45'42.246
3	37.504	50.078	43.638	2'11.220P	236,3	14:47'53.466
4	34.033	49.408	22.739	1'46.180P	240,0	14:49'39.646
5	<b>29.320</b>	44.375	<b>21.004</b>	1'34.699	241,1	14:51'14.345
6	29.504	51.649	25.097	1'46.250	240,5	14:53'00.595
7	29.748	48.062	23.924	1'41.734	240,5	14:54'42.329
8	29.363	<b>44.321</b>	21.013	<b>1'34.697</b>	<b>241,6</b>	14:56'17.026

### 63 Piguet Julien (1'35.957)

Lap	Seg.1	Seg.2	Seg.3	Lap Time	km/h	Local Time
Julien Piguet						
1						14:40'18.436
2	57.274	1'02.474	52.930	2'52.678P	153,2	14:43'11.114
3	46.130	54.585	2'24.747	4'05.462P	169,3	14:47'16.576
4	37.641	49.607	21.660	1'48.908P	235,8	14:49'05.484
5	30.226	46.066	26.921	1'43.213	241,6	14:50'48.697
6	29.892	45.803	21.198	1'36.893	243,2	14:52'25.590
7	<b>29.812</b>	54.924	23.295	1'48.031	238,4	14:54'13.621
8	29.846	<b>45.242</b>	<b>20.869</b>	<b>1'35.957</b>	<b>243,8</b>	14:55'49.578
9	56.671	49.526	21.704	2'07.901	212,6	14:57'57.479
10	32.742	49.129	21.864	1'43.735	239,5	14:59'41.214

### 65 Leipert Motorsport (1'36.679)

Lap	Seg.1	Seg.2	Seg.3	Lap Time	km/h	Local Time
Jürgen Krebs						
1						14:40'16.152
2	50.298	54.691	25.683	2'10.672P	210,9	14:42'26.824
3	34.008	49.054	22.241	1'45.303	226,9	14:44'12.127
4	30.546	46.175	21.701	1'38.422	<b>241,1</b>	14:45'50.549
5	30.336	46.273	21.900	1'38.509	239,5	14:47'29.058

### 54 Brutal Fish Racing Team (1'36.951)

Lap	Seg.1	Seg.2	Seg.3	Lap Time	km/h	Local Time
Wilfried Cazalbon						
1						14:41'52.343
2	43.699	56.447	25.103	2'05.249P	163,1	14:43'57.592
3	33.485	53.740	22.484	1'49.709	234,8	14:45'47.301
4	31.594	47.281	21.444	1'40.319	<b>241,1</b>	14:47'27.620
5	30.788	46.320	21.430	1'38.538	240,5	14:49'06.158
6	30.479	46.072	22.786	1'39.337	240,0	14:50'45.495
7	30.330	46.215	21.635	1'38.180	<b>241,1</b>	14:52'23.675
8	30.337	<b>45.312</b>	<b>21.177</b>	<b>1'36.826</b>	240,5	14:54'00.501
9	31.007	46.759	21.742	1'39.508	239,5	14:55'40.009
10	<b>30.065</b>	47.476	28.705	1'46.246	238,9	14:57'26.255
11	30.229	45.773	21.231	1'37.233	239,5	14:59'03.488
12	30.295	45.976	21.880	1'38.151	238,4	15:00'41.639

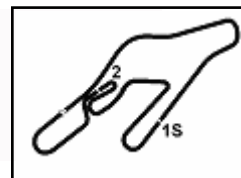
11/11/2023

P = Pits In/Out - C = Lap Time Cancelled

Powered by FICr Perugia Timing

ROGER DUBUIS

HANKOOK  
driving emotion



## AM - LC - Chronological Analysis Qualifying 1

Autodromo Vallelunga 4.085 m

**3 / 3**

6	30.361	46.201	1'31.601	2'48.163P	<b>241,1</b>	14:50'17.221	2	51.533	1'03.316	26.250	2'21.099P	134,2	14:42'49.959
7	36.490	46.146	21.648	1'44.284P	235,8	14:52'01.505	3	36.670	49.066	22.630	1'48.366	227,4	14:44'38.325
8	30.047	46.026	21.425	1'37.498	238,9	14:53'39.003	4	30.896	46.391	21.675	1'38.962	238,9	14:46'17.287
9	30.865	52.862	22.972	1'46.699	182,1	14:55'25.702	5	30.185	45.636	21.477	1'37.298	240,5	14:47'54.585
10	<b>30.038</b>	<b>45.258</b>	<b>21.383</b>	<b>1'36.679</b>	<b>241,1</b>	14:57'02.381	6	30.192	45.311	21.465	1'36.968	239,5	14:49'31.553
11	31.133	51.249	21.839	1'44.221	187,5	14:58'46.602	7	<b>30.017</b>	45.829	<b>21.336</b>	1'37.182	<b>241,6</b>	14:51'08.735
12	30.196	47.573	22.190	1'39.959	238,9	15:00'26.561	8	30.256	45.283	22.709	1'38.248	<b>241,6</b>	14:52'46.983
<b>69 RD Signs Racing Team (1'38.541)</b>													
Lap	Seg.1	Seg.2	Seg.3	Lap Time	km/h	Local Time	9	30.129	45.766	1'31.926	2'47.821P	241,1	14:55'34.804
Audrius Butkevicius													
1						14:40'26.786	10	34.611	45.665	21.714	1'41.990P	240,5	14:57'16.794
2	55.529	1'03.025	26.577	2'25.131P	129,8	14:42'51.917	11	30.201	47.433	22.469	1'40.103	240,5	14:58'56.897
3	35.304	49.131	23.245	1'47.680	223,6	14:44'39.597	12	30.276	<b>45.197</b>	21.434	<b>1'36.907</b>	238,9	15:00'33.804
4	31.847	46.519	22.051	1'40.417	235,8	14:46'20.014							
5	30.969	46.758	22.352	1'40.079	234,3	14:48'00.093							
6	31.145	47.159	1'16.536	2'34.840P	<b>236,8</b>	14:50'34.933							
7	36.100	46.880	22.065	1'45.045P	234,3	14:52'19.978							
8	31.300	46.391	22.088	1'39.779	233,3	14:53'59.757							
9	32.303	46.995	22.262	1'41.560	219,5	14:55'41.317							
10	30.906	<b>45.729</b>	<b>21.906</b>	<b>1'38.541</b>	234,8	14:57'19.858							
11	<b>30.690</b>	46.145	24.160	1'40.995	235,8	14:59'00.853							
12	30.992	46.324	22.682	1'39.998	234,8	15:00'40.851							

### 77 Hernandez Ortega Alfredo (1'37.807)

Lap	Seg.1	Seg.2	Seg.3	Lap Time	km/h	Local Time
Alfredo Hernandez Ortega						
1						14:40'24.554
2	55.545	1'02.724	27.274	2'25.543P	110,4	14:42'50.097
3	37.538	50.869	25.658	1'54.065	225,9	14:44'44.162
4	31.337	46.872	24.560	1'42.769	237,9	14:46'26.931
5	34.148	47.687	21.922	1'43.757	233,8	14:48'10.688
6	30.670	46.864	21.611	1'39.145	238,9	14:49'49.833
7	30.836	45.840	21.530	1'38.206	237,9	14:51'28.039
8	30.751	49.418	24.651	1'44.820	237,4	14:53'12.859
9	30.793	46.101	<b>21.499</b>	1'38.393	238,4	14:54'51.252
10	30.707	46.622	22.792	1'40.121	238,4	14:56'31.373
11	31.045	47.522	21.665	1'40.232	238,4	14:58'11.605
12	30.658	<b>45.555</b>	21.594	<b>1'37.807</b>	239,5	14:59'49.412
13	<b>30.501</b>	46.149	25.706	1'42.356	<b>240,0</b>	15:01'31.768

### 88 Leipert Motorsport (1'36.227)

Lap	Seg.1	Seg.2	Seg.3	Lap Time	km/h	Local Time
Jean-François Brunot						
1						14:40'12.997
2	54.156	54.567	25.583	2'14.306P	197,1	14:42'27.303
3	33.767	49.728	22.177	1'45.672	232,3	14:44'12.975
4	30.282	46.455	24.266	1'41.003	235,8	14:45'53.978
5	29.926	45.412	<b>20.889</b>	<b>1'36.227</b>	240,5	14:47'30.205
6	30.286	45.617	23.253	1'39.156	241,1	14:49'09.361
7	29.839	59.551	1'32.376	3'01.766P	<b>241,6</b>	14:52'11.127
8	34.368	45.643	21.559	1'41.570P	235,3	14:53'52.697
9	29.858	<b>45.383</b>	21.301	1'36.542	240,5	14:55'29.239
10	30.099	49.850	21.076	1'41.025	240,5	14:57'10.264
11	34.554	48.047	21.325	1'43.926	235,3	14:58'54.190
12	<b>29.709</b>	45.468	21.342	1'36.519	240,0	15:00'30.709

### 90 GT3 Poland (1'36.907)

Lap	Seg.1	Seg.2	Seg.3	Lap Time	km/h	Local Time
Holger Harmsen						
1						14:40'28.860

11/11/2023

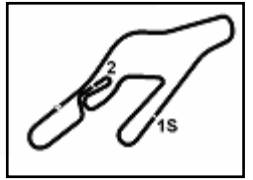
P = Pits In/Out - C = Lap Time Cancelled

Powered by FICr Perugia Timing



5<sup>th</sup> Round

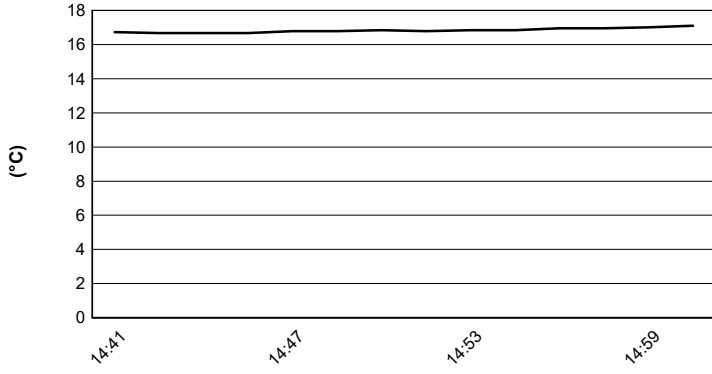
3.6  
AM-LC



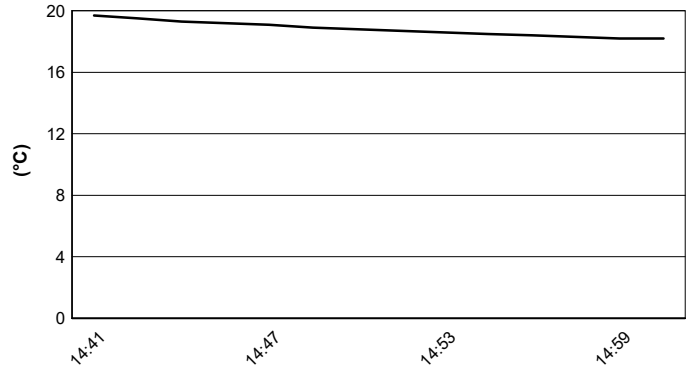
Autodromo Vallelunga 4.085 m

**AM - LC - Weather Report Qualifying 1**  
Session started 14:40 - Session ended 15:01


**Air Temperature**



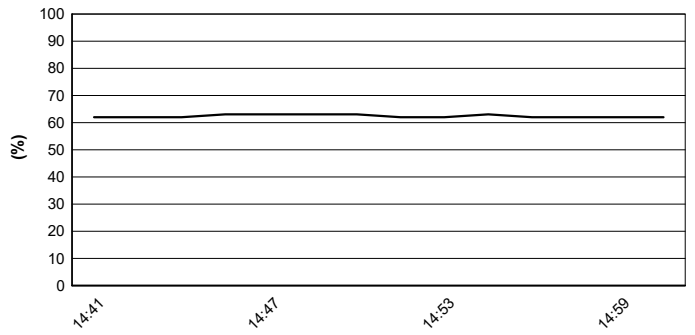
**Track Temperature**



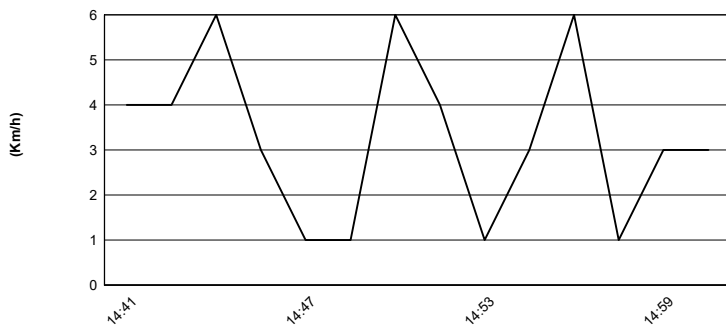
**Air Pressure**



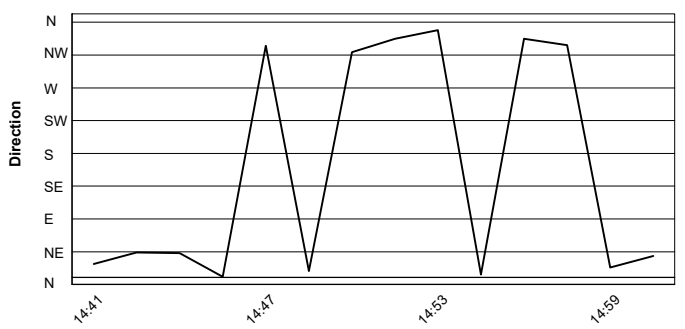
**Humidity**



**Wind Speed**



**Wind Direction**



11/11/2023

Powered by FICr Perugia Timing

**ROGER DUBUIS**

**HANKOOK**  
driving emotion