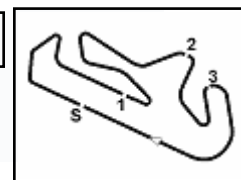


6<sup>th</sup> ROUND

6.1



## Lamborghini Super Trofeo - Round 6 - Portimao

## Super Trofeo Europe - Results Qualifying 2

Autodromo Int. do Algarve 4.653 m

1 / 2

No.	Driver	Nat	Entrant	Team	Car	Class	Time	Gap	Rel.	Laps
1	<b>83 PIN</b> Doriane	FRA	Iron Dames	Iron Dames	Huracán Super Trofeo EVO2	PRO	<b>1'42.330</b>			8
2	<b>54 TEEKENS</b> Milan	NLD	Target Racing	Target Racing	Huracán Super Trofeo EVO2	PRO	<b>1'43.108</b>	0.778	0.778	6
3	<b>70 LEITCH</b> Brendon	NZL	Leipert Motorsport	Leipert Motorsport	Huracán Super Trofeo EVO2	PROAM	<b>1'43.198</b>	0.868	0.090	8
4	<b>6 D'AURIA</b> Jean-Luc	CHE	VSR	VSR	Huracán Super Trofeo EVO2	PRO	<b>1'43.370</b>	1.040	0.172	10
5	<b>78 ZONZINI</b> Emanuele	SMR	VSR	VSR	Huracán Super Trofeo EVO2	PROAM	<b>1'43.560</b>	1.230	0.190	9
6	<b>61 WEERING</b> Max	NLD	Bonaldi Motorsport	Bonaldi Motorsport	Huracán Super Trofeo EVO2	PRO	<b>1'43.621</b>	1.291	0.061	9
7	<b>28 BONDUÉL</b> Amaury	FRA	Amaury Bonduel	BDR Competition	Huracán Super Trofeo EVO2	PRO	<b>1'43.885</b>	1.555	0.264	9
8	<b>36 LEMERET</b> Stephane	FRA	Chab Evolution	CMR	Huracán Super Trofeo EVO2	PRO	<b>1'44.089</b>	1.759	0.204	10
9	<b>9 PETELET</b> Milane	FRA	Target Racing	Target Racing	Huracán Super Trofeo EVO2	PROAM	<b>1'44.102</b>	1.772	0.013	10
10	<b>60 LEWANDOWSKI</b> Andrzej	POL	VSR	VSR	Huracán Super Trofeo EVO2	AM	<b>1'44.464</b>	2.134	0.362	9
11	<b>18 SERBAN</b> David-Mihai	ROU	Leipert Motorsport	Leipert Motorsport	Huracán Super Trofeo EVO2	PRO	<b>1'44.691</b>	2.361	0.227	10
12	<b>55 LEWANDOWSKI</b> Adrian	POL	GT3 Poland	GT3 Poland	Huracán Super Trofeo EVO2	AM	<b>1'45.165</b>	2.835	0.474	9
13	<b>66 FORMANEK</b> Bronek	CZE	Micanek Motorsport ACCR	Micanek Motorsport ACCR	Huracán Super Trofeo EVO2	PROAM	<b>1'45.254</b>	2.924	0.089	7
14	<b>27 CIGLIA</b> Massimo	ITA	Oregon Team	Oregon Team	Huracán Super Trofeo EVO2	PROAM	<b>1'45.305</b>	2.975	0.051	10
15	<b>21 RINDONE</b> Gabriel	ITA	Leipert Motorsport	Leipert Motorsport	Huracán Super Trofeo EVO2	AM	<b>1'45.458</b>	3.128	0.153	9
16	<b>51 LEE</b> Oscar	USA	Rexal FFF Racing Team	Rexal FFF Racing Team	Huracán Super Trofeo EVO2	PROAM	<b>1'45.570</b>	3.240	0.112	9
17	<b>29 PEDROSA</b> Daniel	ESP	Rexal FFF Racing Team	Rexal FFF Racing Team	Huracán Super Trofeo EVO2	PROAM	<b>1'45.752</b>	3.422	0.182	10
18	<b>71 RYBA</b> Martin	SVK	Brutal Fish Racing Team	Brutal Fish Racing Team	Huracán Super Trofeo EVO2	PROAM	<b>1'45.920</b>	3.590	0.168	9
19	<b>19 LEIMER</b> Cyril	CHE	Cyril Leimer	Autovitesse	Huracán Super Trofeo EVO2	AM	<b>1'45.943</b>	3.613	0.023	9
20	<b>63 LEIMER</b> Cedric	CHE	Cedric Leimer	Autovitesse	Huracán Super Trofeo EVO2	AM	<b>1'45.983</b>	3.653	0.040	9
21	<b>96 GIANNONI</b> Raffaele	ITA	Automobile Tricolore	Automobile Tricolore	Huracán Super Trofeo EVO2	AM	<b>1'46.038</b>	3.708	0.055	10
22	<b>20 VAN DEN BERG</b> Benjamin	NLD	Robert van den Berg	HBR motorsport	Huracán Super Trofeo EVO2	PROAM	<b>1'46.043</b>	3.713	0.005	10
23	<b>97 ESKELINEN</b> Mikko	FIN	Leipert Motorsport	Leipert Motorsport	Huracán Super Trofeo EVO2	AM	<b>1'46.070</b>	3.740	0.027	10
24	<b>11 TARABINI</b> Alessandro Lorenzo	ITA	Oregon Team	Oregon Team	Huracán Super Trofeo EVO2	PRO	<b>1'46.282</b>	3.952	0.212	10
25	<b>13 GUERIN</b> Stephan	FRA	Stephan Guerin	Arkadia Racing	Huracán Super Trofeo EVO2	AM	<b>1'46.369</b>	4.039	0.087	10
26	<b>91 BIGLIERI</b> Paolo	ITA	Bonaldi Motorsport	Bonaldi Motorsport	Huracán Super Trofeo EVO2	PROAM	<b>1'46.380</b>	4.050	0.011	10
27	<b>5 MOCZULSKI</b> Grzegorz	POL	GT3 Poland	GT3 Poland	Huracán Super Trofeo EVO2	AM	<b>1'46.406</b>	4.076	0.026	8
28	<b>90 HARMSEN</b> Holger	DEU	GT3 Poland	GT3 Poland	Huracán Super Trofeo EVO2	AM	<b>1'46.586</b>	4.256	0.180	7
29	<b>39 ABKAZAVA</b> Shota	GEO	Artline Team Georgia	Artline Team Georgia	Huracán Super Trofeo EVO2	AM	<b>1'46.661</b>	4.331	0.075	9
30	<b>4 ROSTAN</b> Marc	FRA	Rexal FFF Racing Team	Rexal FFF Racing Team	Huracán Super Trofeo EVO2	AM	<b>1'46.758</b>	4.428	0.097	10
31	<b>26 SEMOULIN</b> Benoit	BEL	Scuderia Tornacum	Semspeed	Huracán Super Trofeo EVO2	LC	<b>1'46.825</b>	4.495	0.067	5
32	<b>87 LI</b> Kerong	USA	Leipert Motorsport	Leipert Motorsport	Huracán Super Trofeo EVO2	PROAM	<b>1'46.881</b>	4.551	0.056	9
33	<b>2 DUBELLY</b> Elie	FRA	Boutsen Racing	Boutsen Racing	Huracán Super Trofeo EVO2	AM	<b>1'46.890</b>	4.560	0.009	10
34	<b>98 VAN DER HORST</b> Gerard	NLD	Gerard Van der Horst	Van der Horst Motorsport	Huracán Super Trofeo EVO2	LC	<b>1'47.849</b>	5.519	0.959	10
35	<b>69 BUTKEVICIUS</b> Audrius	LTU	RD Signs Racing Team	RD Signs Racing Team	Huracán Super Trofeo EVO2	AM	<b>1'48.790</b>	6.460	0.941	10
36	<b>12 WASZCZINSCKI</b> Daniel	FRA	Boutsen Racing	Boutsen Racing	Huracán Super Trofeo EVO2	LC	<b>1'48.925</b>	6.595	0.135	9
37	<b>31 GRIMM</b> Francois	CHE	Boutsen Racing	Boutsen Racing	Huracán Super Trofeo EVO2	LC	<b>1'49.346</b>	7.016	0.421	9
38	<b>8 PRIVITELIO</b> Luciano	SMR	Rexal FFF Racing Team	Rexal FFF Racing Team	Huracán Super Trofeo EVO2	LC	<b>1'50.173</b>	7.843	0.827	8
39	<b>22 WAGNER</b> Kurt	DEU	Micanek Motorsport ACCR	Micanek Motorsport ACCR	Huracán Super Trofeo EVO2	LC	<b>1'51.494</b>	9.164	1.321	7
40	<b>88 FABRI</b> Hans	NLD	Imperiale Racing	Imperiale Racing	Huracán Super Trofeo EVO2	LC	<b>1'52.079</b>	9.749	0.585	7
41	<b>72 PRABAKARAN</b> Kumar	MYS	Rexal FFF Racing Team	Rexal FFF Racing Team	Huracán Super Trofeo EVO2	LC	<b>1'54.973</b>	12.643	2.894	6
42	<b>77 HERNANDEZ ORTEGA</b> Alfredo	MEX	Alfredo Hernandez Ortega	BDR Competition	Huracán Super Trofeo EVO2	LC	<b>1'55.967</b>	13.637	0.994	9

Humidity:	69%	AIR	21°C
Condition:	DRY	Track	27°C

Clerk of the Course : Delcio Santos

Race Director : Alain Adam

Start	End
03/11/2022 15:10	15:32

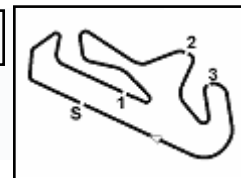
Powered by FICr Perugia Timing

ROGER DUBUIS



6<sup>th</sup> ROUND

6.1



## Lamborghini Super Trofeo - Round 6 - Portimao

## Super Trofeo Europe - Results Qualifying 2

Autodromo Int. do Algarve 4.653 m

2 / 2

## Penalty and Infringement

15.52	13	Stephan Guerin	Time Deleted (1.45:472) - Exceeded Track Limits
15.53	20	Robert van den Berg	Time Deleted (1.45:688) - Exceeded Track Limits
15.54	26	Scuderia Tornacum	Time Deleted (1.46:748) - Exceeded Track Limits
15.54	88	Imperiale Racing	Time Deleted (1.51:665) - Exceeded Track Limits

## Fastest Laps Sequence

No.	Entrant	Nat	Team	Car	Local Time	Time	Gap	Avg
61	M. WEERING	NLD	Bonaldi Motorsport	Huracán Super Trofeo EVO2	15:13'39.791	<b>1'43.784</b>		161,401
54	M. TEEKENS	NLD	Target Racing	Huracán Super Trofeo EVO2	15:14'29.841	<b>1'43.594</b>	-0.190	161,697
70	B. LEITCH	USA	Leipert Motorsport	Huracán Super Trofeo EVO2	15:15'02.429	<b>1'43.546</b>	-0.048	161,772
6	J. D'AURIA	CHE	VSR	Huracán Super Trofeo EVO2	15:17'04.844	<b>1'43.370</b>	-0.176	162,047
83	D. PIN	FRA	Iron Dames	Huracán Super Trofeo EVO2	15:17'13.930	<b>1'42.774</b>	-0.596	162,987
83	D. PIN	FRA	Iron Dames	Huracán Super Trofeo EVO2	15:18'56.260	<b>1'42.330</b>	-0.444	163,694

Clerk of the Course : Delcio Santos

Race Director : Alain Adam

	Start	End
03/11/2022	15:10	15:32

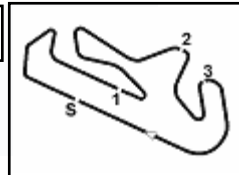
Powered by FICr Perugia Timing

ROGER DUBUIS



6<sup>th</sup> ROUND

6.2



# Lamborghini Super Trofeo - Round 6 - Portimao

## Super Trofeo Europe - Sectors and Speed Qualifying 2

Autodromo Int. do Algarve 4.653 m

1 / 2

## BEST LAP

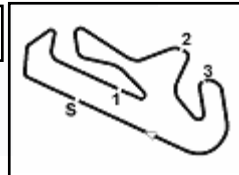
1	83 PIN Doriane	Huracán Super Trofeo EVO2	1'42.330
2	54 TEEKENS Milan	Huracán Super Trofeo EVO2	1'43.108
3	70 LEITCH Brendon	Huracán Super Trofeo EVO2	1'43.198
4	6 D'AURIA Jean-Luc	Huracán Super Trofeo EVO2	1'43.370
5	78 ZONZINI Emanuele	Huracán Super Trofeo EVO2	1'43.560
6	61 WEERING Max	Huracán Super Trofeo EVO2	1'43.621
7	28 BONDUEL Amaury	Huracán Super Trofeo EVO2	1'43.885
8	36 LEMERET Stephane	Huracán Super Trofeo EVO2	1'44.089
9	9 PETELET Milane	Huracán Super Trofeo EVO2	1'44.102
10	60 LEWANDOWSKI Andrzej	Huracán Super Trofeo EVO2	1'44.464
11	18 SERBAN David-Mihai	Huracán Super Trofeo EVO2	1'44.691
12	55 LEWANDOWSKI Adrian	Huracán Super Trofeo EVO2	1'45.165
13	66 FORMANEK Bronek	Huracán Super Trofeo EVO2	1'45.254
14	27 CIGLIA Massimo	Huracán Super Trofeo EVO2	1'45.305
15	21 RINDONE Gabriel	Huracán Super Trofeo EVO2	1'45.458
16	51 LEE Oscar	Huracán Super Trofeo EVO2	1'45.570
17	29 PEDROSA Daniel	Huracán Super Trofeo EVO2	1'45.752
18	71 RYBA Martin	Huracán Super Trofeo EVO2	1'45.920
19	19 LEIMER Cyril	Huracán Super Trofeo EVO2	1'45.943
20	63 LEIMER Cedric	Huracán Super Trofeo EVO2	1'45.983
21	96 GIANNONI Raffaele	Huracán Super Trofeo EVO2	1'46.038
22	20 VAN DEN BERG Benjamin	Huracán Super Trofeo EVO2	1'46.043
23	97 ESKELINEN Mikko	Huracán Super Trofeo EVO2	1'46.070
24	11 TARABINI Alessandro Lorenzo	Huracán Super Trofeo EVO2	1'46.282
25	13 GUERIN Stephan	Huracán Super Trofeo EVO2	1'46.369
26	91 BIGLIERI Paolo	Huracán Super Trofeo EVO2	1'46.380
27	5 MOCZULSKI Grzegorz	Huracán Super Trofeo EVO2	1'46.406
28	90 HARMSEN Holger	Huracán Super Trofeo EVO2	1'46.586
29	39 ABKAZAVA Shota	Huracán Super Trofeo EVO2	1'46.661
30	4 ROSTAN Marc	Huracán Super Trofeo EVO2	1'46.758
31	26 SEMOULIN Benoit	Huracán Super Trofeo EVO2	1'46.825
32	87 LI Kerong	Huracán Super Trofeo EVO2	1'46.881
33	2 DUBELLY Elie	Huracán Super Trofeo EVO2	1'46.890
34	98 VAN DER HORST Gerard	Huracán Super Trofeo EVO2	1'47.849
35	69 BUTKEVICIUS Audrius	Huracán Super Trofeo EVO2	1'48.790
36	12 WASZCZINSKI Daniel	Huracán Super Trofeo EVO2	1'48.925
37	31 GRIMM Francois	Huracán Super Trofeo EVO2	1'49.346
38	8 PRIVITELIO Luciano	Huracán Super Trofeo EVO2	1'50.173
39	22 WAGNER Kurt	Huracán Super Trofeo EVO2	1'51.494
40	88 FABRI Hans	Huracán Super Trofeo EVO2	1'52.079
41	72 PRABAKARAN Kumar	Huracán Super Trofeo EVO2	1'54.973
42	77 HERNANDEZ ORTEGA Alfred	Huracán Super Trofeo EVO2	1'55.967

## SPEED

1	83 PIN Doriane	Huracán Super Trofeo EVO2	282,0
2	97 ESKELINEN Mikko	Huracán Super Trofeo EVO2	281,3
3	60 LEWANDOWSKI Andrzej	Huracán Super Trofeo EVO2	280,5
4	70 LEITCH Brendon	Huracán Super Trofeo EVO2	280,5
5	36 LEMERET Stephane	Huracán Super Trofeo EVO2	279,8
6	66 FORMANEK Bronek	Huracán Super Trofeo EVO2	279,8
7	18 SERBAN David-Mihai	Huracán Super Trofeo EVO2	278,4
8	61 WEERING Max	Huracán Super Trofeo EVO2	278,4
9	63 LEIMER Cedric	Huracán Super Trofeo EVO2	278,4
10	29 PEDROSA Daniel	Huracán Super Trofeo EVO2	277,6
11	54 TEEKENS Milan	Huracán Super Trofeo EVO2	277,6
12	9 PETELET Milane	Huracán Super Trofeo EVO2	276,9
13	19 LEIMER Cyril	Huracán Super Trofeo EVO2	276,9
14	28 BONDUEL Amaury	Huracán Super Trofeo EVO2	276,9
15	51 LEE Oscar	Huracán Super Trofeo EVO2	276,9
16	78 ZONZINI Emanuele	Huracán Super Trofeo EVO2	276,9
17	5 MOCZULSKI Grzegorz	Huracán Super Trofeo EVO2	276,9
18	21 RINDONE Gabriel	Huracán Super Trofeo EVO2	276,2
19	4 ROSTAN Marc	Huracán Super Trofeo EVO2	276,2
20	11 TARABINI Alessandro Lorenzo	Huracán Super Trofeo EVO2	276,2
21	39 ABKAZAVA Shota	Huracán Super Trofeo EVO2	276,2
22	55 LEWANDOWSKI Adrian	Huracán Super Trofeo EVO2	276,2
23	96 GIANNONI Raffaele	Huracán Super Trofeo EVO2	276,2
24	13 GUERIN Stephan	Huracán Super Trofeo EVO2	276,2
25	6 D'AURIA Jean-Luc	Huracán Super Trofeo EVO2	275,5
26	71 RYBA Martin	Huracán Super Trofeo EVO2	275,5
27	90 HARMSEN Holger	Huracán Super Trofeo EVO2	275,5
28	26 SEMOULIN Benoit	Huracán Super Trofeo EVO2	274,8
29	27 CIGLIA Massimo	Huracán Super Trofeo EVO2	274,8
30	91 BIGLIERI Paolo	Huracán Super Trofeo EVO2	274,1
31	2 DUBELLY Elie	Huracán Super Trofeo EVO2	272,7
32	22 WAGNER Kurt	Huracán Super Trofeo EVO2	272,7
33	8 PRIVITELIO Luciano	Huracán Super Trofeo EVO2	272,7
34	20 VAN DEN BERG Benjamin	Huracán Super Trofeo EVO2	272,7
35	69 BUTKEVICIUS Audrius	Huracán Super Trofeo EVO2	272,0
36	98 VAN DER HORST Gerard	Huracán Super Trofeo EVO2	272,0
37	31 GRIMM Francois	Huracán Super Trofeo EVO2	271,4
38	87 LI Kerong	Huracán Super Trofeo EVO2	271,4
39	88 FABRI Hans	Huracán Super Trofeo EVO2	270,7
40	12 WASZCZINSKI Daniel	Huracán Super Trofeo EVO2	270,0
41	77 HERNANDEZ ORTEGA Alfred	Huracán Super Trofeo EVO2	265,4
42	72 PRABAKARAN Kumar	Huracán Super Trofeo EVO2	260,9

6<sup>th</sup> ROUND

6.2



# Lamborghini Super Trofeo - Round 6 - Portimao

## Super Trofeo Europe - Sectors and Speed Qualifying 2

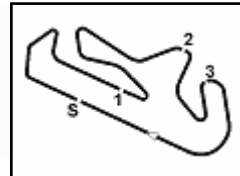
Autodromo Int. do Algarve 4.653 m

2 / 2

SEG. 1			SEG. 2			SEG. 3			SEG. 4						
1	83	PIN Doriane	31.810	1	83	PIN Doriane	32.130	1	54	TEEKENS Milan	20.810	1	83	PIN Doriane	17.344
2	28	BONDUEL Amaury	31.952	2	6	D'AURIA Jean-Luc	32.310	2	83	PIN Doriane	20.849	2	61	WEERING Max	17.360
3	36	LEMERET Stephane	31.996	3	70	LEITCH Brendon	32.508	3	6	D'AURIA Jean-Luc	20.853	3	70	LEITCH Brendon	17.432
4	70	LEITCH Brendon	32.013	4	28	BONDUEL Amaury	32.570	4	61	WEERING Max	20.895	4	54	TEEKENS Milan	17.445
5	6	D'AURIA Jean-Luc	32.074	5	61	WEERING Max	32.594	5	36	LEMERET Stephane	20.898	5	60	LEWANDOWSKI Andrzej	17.447
6	54	TEEKENS Milan	32.133	6	78	ZONZINI Emanuele	32.599	6	70	LEITCH Brendon	20.921	6	28	BONDUEL Amaury	17.467
7	9	PETELET Milane	32.229	7	54	TEEKENS Milan	32.667	7	9	PETELET Milane	20.992	7	78	ZONZINI Emanuele	17.495
8	78	ZONZINI Emanuele	32.272	8	36	LEMERET Stephane	32.800	8	28	BONDUEL Amaury	21.067	8	9	PETELET Milane	17.496
9	61	WEERING Max	32.284	9	9	PETELET Milane	32.837	9	78	ZONZINI Emanuele	21.094	9	36	LEMERET Stephane	17.524
10	60	LEWANDOWSKI Andrzej	32.352	10	55	LEWANDOWSKI Adrian	32.868	10	18	SERBAN David-Mihai	21.209	10	6	D'AURIA Jean-Luc	17.582
11	18	SERBAN David-Mihai	32.369	11	60	LEWANDOWSKI Andrzej	32.951	11	55	LEWANDOWSKI Adrian	21.264	11	51	LEE Oscar	17.651
12	21	RINDONE Gabriel	32.473	12	21	RINDONE Gabriel	32.960	12	21	RINDONE Gabriel	21.290	12	27	CIGLIA Massimo	17.654
13	39	ABKAZAVA Shota	32.508	13	13	GUERIN Stephan	32.982	13	60	LEWANDOWSKI Andrzej	21.311	13	63	LEIMER Cedric	17.697
14	27	CIGLIA Massimo	32.534	14	18	SERBAN David-Mihai	33.001	14	51	LEE Oscar	21.319	14	55	LEWANDOWSKI Adrian	17.719
15	55	LEWANDOWSKI Adrian	32.564	15	96	GIANNONI Raffaele	33.028	15	13	GUERIN Stephan	21.378	15	4	ROSTAN Marc	17.742
16	71	RYBA Martin	32.664	16	20	VAN DEN BERG Benjam	33.063	16	27	CIGLIA Massimo	21.414	16	97	ESKELINEN Mikko	17.750
17	66	FORMANEK Bronek	32.665	17	63	LEIMER Cedric	33.190	17	29	PEDROSA Daniel	21.415	17	71	RYBA Martin	17.765
18	51	LEE Oscar	32.692	18	27	CIGLIA Massimo	33.258	18	91	BIGLIERI Paolo	21.428	18	5	MOCZULSKI Grzegorz	17.769
19	20	VAN DEN BERG Benjam	32.770	19	51	LEE Oscar	33.268	19	11	TARABINI Alessandro Lor	21.455	19	18	SERBAN David-Mihai	17.774
20	26	SEMOULIN Benoit	32.774	20	97	ESKELINEN Mikko	33.290	20	66	FORMANEK Bronek	21.476	20	66	FORMANEK Bronek	17.800
21	29	PEDROSA Daniel	32.796	21	66	FORMANEK Bronek	33.313	21	20	VAN DEN BERG Benjam	21.487	21	19	LEIMER Cyril	17.814
22	63	LEIMER Cedric	32.850	22	11	TARABINI Alessandro Lor	33.350	22	63	LEIMER Cedric	21.520	22	21	RINDONE Gabriel	17.821
23	11	TARABINI Alessandro Lor	32.862	23	19	LEIMER Cyril	33.368	23	87	LI Kerong	21.521	23	91	BIGLIERI Paolo	17.869
24	90	HARMSSEN Holger	32.891	24	91	BIGLIERI Paolo	33.502	24	96	GIANNONI Raffaele	21.545	24	13	GUERIN Stephan	17.874
25	13	GUERIN Stephan	32.912	25	29	PEDROSA Daniel	33.559	25	19	LEIMER Cyril	21.548	25	26	SEMOULIN Benoit	17.980
26	5	MOCZULSKI Grzegorz	32.954	26	39	ABKAZAVA Shota	33.638	26	71	RYBA Martin	21.584	26	29	PEDROSA Daniel	17.982
27	96	GIANNONI Raffaele	32.976	27	5	MOCZULSKI Grzegorz	33.648	27	2	DUBELLY Elie	21.612	27	20	VAN DEN BERG Benjam	18.046
28	19	LEIMER Cyril	33.005	28	90	HARMSSEN Holger	33.652	28	90	HARMSSEN Holger	21.666	28	90	HARMSSEN Holger	18.061
29	91	BIGLIERI Paolo	33.015	29	71	RYBA Martin	33.665	29	4	ROSTAN Marc	21.680	29	96	GIANNONI Raffaele	18.065
30	97	ESKELINEN Mikko	33.039	30	26	SEMOULIN Benoit	33.703	30	39	ABKAZAVA Shota	21.732	30	2	DUBELLY Elie	18.130
31	87	LI Kerong	33.081	31	2	DUBELLY Elie	33.798	31	5	MOCZULSKI Grzegorz	21.775	31	11	TARABINI Alessandro Lor	18.136
32	4	ROSTAN Marc	33.108	32	87	LI Kerong	33.840	32	97	ESKELINEN Mikko	21.784	32	39	ABKAZAVA Shota	18.182
33	2	DUBELLY Elie	33.279	33	98	VAN DER HORST Gerar	33.855	33	26	SEMOULIN Benoit	21.848	33	12	WASZCZINSCKI Daniel	18.342
34	98	VAN DER HORST Gerar	33.514	34	4	ROSTAN Marc	33.861	34	98	VAN DER HORST Gerar	21.972	34	87	LI Kerong	18.363
35	12	WASZCZINSCKI Daniel	33.526	35	12	WASZCZINSCKI Daniel	34.263	35	69	BUTKEVICIUS Audrius	22.070	35	98	VAN DER HORST Gerar	18.364
36	69	BUTKEVICIUS Audrius	33.558	36	69	BUTKEVICIUS Audrius	34.432	36	31	GRIMM Francois	22.120	36	69	BUTKEVICIUS Audrius	18.385
37	31	GRIMM Francois	33.854	37	31	GRIMM Francois	34.887	37	12	WASZCZINSCKI Daniel	22.130	37	31	GRIMM Francois	18.485
38	8	PRIVITELIO Luciano	34.161	38	8	PRIVITELIO Luciano	34.901	38	8	PRIVITELIO Luciano	22.194	38	8	PRIVITELIO Luciano	18.541
39	22	WAGNER Kurt	34.375	39	88	FABRI Hans	35.382	39	22	WAGNER Kurt	22.498	39	88	FABRI Hans	18.674
40	88	FABRI Hans	34.541	40	22	WAGNER Kurt	35.446	40	88	FABRI Hans	22.859	40	22	WAGNER Kurt	18.846
41	77	HERNANDEZ ORTEGA	34.821	41	72	PRABAKARAN Kumar	36.257	41	72	PRABAKARAN Kumar	23.579	41	77	HERNANDEZ ORTEGA	19.640
42	72	PRABAKARAN Kumar	35.183	42	77	HERNANDEZ ORTEGA	36.438	42	77	HERNANDEZ ORTEGA	23.890	42	72	PRABAKARAN Kumar	19.954

6<sup>th</sup> ROUND

6.3



## Lamborghini Super Trofeo - Round 6 - Portimao

### Super Trofeo Europe - Ideal Time Qualifying 2

 Autodromo Int. do Algarve 4.653 m  
 1 / 2

No. Entrant	Car	Seg. 1 Diff. 1	Seg. 2 Diff. 2	Seg. 3 Diff. 3	Seg. 4 Diff. 4	Ideal Time		
						Best Lap	Pos.	Diff.
1 83 IRON DAMES	Huracán Super Trofeo EVO2	31.810 +0.081	32.130	20.849 +0.017	17.344 +0.099	1'42.133 1'42.330	1	0.197
2 6 VSR	Huracán Super Trofeo EVO2	32.074 +0.147	32.310 +0.399	20.853	17.582 +0.005	1'42.819 1'43.370	4	0.551
3 70 LEIPERT MOTORSPOR	Huracán Super Trofeo EVO2	32.013	32.508 +0.299	20.921	17.432 +0.025	1'42.874 1'43.198	3	0.324
4 54 TARGET RACING	Huracán Super Trofeo EVO2	32.133 +0.053	32.667	20.810	17.445	1'43.055 1'43.108	2	0.053
5 28 AMAURY BONDUEL	Huracán Super Trofeo EVO2	31.952 +0.304	32.570 +0.283	21.067 +0.096	17.467 +0.146	1'43.056 1'43.885	7	0.829
6 61 BONALDI MOTORSPOR	Huracán Super Trofeo EVO2	32.284 +0.149	32.594 +0.086	20.895 +0.152	17.360 +0.101	1'43.133 1'43.621	6	0.488
7 36 CHAB EVOLUTION	Huracán Super Trofeo EVO2	31.996 +0.182	32.800	20.898 +0.331	17.524 +0.358	1'43.218 1'44.089	8	0.871
8 78 VSR	Huracán Super Trofeo EVO2	32.272	32.599	21.094	17.495 +0.100	1'43.460 1'43.560	5	0.100
9 9 TARGET RACING	Huracán Super Trofeo EVO2	32.229 +0.308	32.837 +0.110	20.992	17.496 +0.130	1'43.554 1'44.102	9	0.548
10 60 VSR	Huracán Super Trofeo EVO2	32.352 +0.080	32.951 +0.190	21.311	17.447 +0.133	1'44.061 1'44.464	10	0.403
11 18 LEIPERT MOTORSPOR	Huracán Super Trofeo EVO2	32.369 +0.206	33.001	21.209	17.774 +0.132	1'44.353 1'44.691	11	0.338
12 55 GT3 POLAND	Huracán Super Trofeo EVO2	32.564	32.868 +0.620	21.264	17.719 +0.130	1'44.415 1'45.165	12	0.750
13 21 LEIPERT MOTORSPOR	Huracán Super Trofeo EVO2	32.473 +0.422	32.960 +0.395	21.290	17.821 +0.097	1'44.544 1'45.458	15	0.914
14 27 OREGON TEAM	Huracán Super Trofeo EVO2	32.534 +0.225	33.258 +0.220	21.414	17.654	1'44.860 1'45.305	14	0.445
15 51 REXAL FFF RACING TE	Huracán Super Trofeo EVO2	32.692 +0.148	33.268 +0.125	21.319	17.651 +0.367	1'44.930 1'45.570	16	0.640
16 13 STEPHAN GUERIN	Huracán Super Trofeo EVO2	32.912 +0.037	32.982 +0.805	21.378 +0.292	17.874 +0.089	1'45.146 1'46.369	25	1.223
17 66 MICANEK MOTORSPOR	Huracán Super Trofeo EVO2	32.665	33.313	21.476	17.800	1'45.254 1'45.254	13	
18 63 CEDRIC LEIMER	Huracán Super Trofeo EVO2	32.850 +0.157	33.190 +0.186	21.520 +0.383	17.697	1'45.257 1'45.983	20	0.726
19 20 ROBERT VAN DEN BER	Huracán Super Trofeo EVO2	32.770 +0.210	33.063	21.487 +0.285	18.046 +0.182	1'45.366 1'46.043	22	0.677
20 96 AUTOMOBILE TRICOLO	Huracán Super Trofeo EVO2	32.976 +0.041	33.028	21.545 +0.101	18.065 +0.282	1'45.614 1'46.038	21	0.424
21 71 BRUTAL FISH RACING	Huracán Super Trofeo EVO2	32.664	33.665 +0.242	21.584	17.765	1'45.678 1'45.920	18	0.242
22 19 CYRIL LEIMER	Huracán Super Trofeo EVO2	33.005 +0.011	33.368 +0.083	21.548 +0.114	17.814	1'45.735 1'45.943	19	0.208
23 29 REXAL FFF RACING TE	Huracán Super Trofeo EVO2	32.796	33.559	21.415	17.982	1'45.752 1'45.752	17	
24 11 OREGON TEAM	Huracán Super Trofeo EVO2	32.862 +0.070	33.350 +0.160	21.455 +0.052	18.136 +0.197	1'45.803 1'46.282	24	0.479
25 91 BONALDI MOTORSPOR	Huracán Super Trofeo EVO2	33.015 +0.279	33.502	21.428 +0.075	17.869 +0.212	1'45.814 1'46.380	26	0.566
26 97 LEIPERT MOTORSPOR	Huracán Super Trofeo EVO2	33.039 +0.012	33.290	21.784 +0.141	17.750 +0.054	1'45.863 1'46.070	23	0.207
27 39 ARTLINE TEAM GEORG	Huracán Super Trofeo EVO2	32.508 +0.028	33.638 +0.358	21.732 +0.150	18.182 +0.065	1'46.060 1'46.661	29	0.601
28 5 GT3 POLAND	Huracán Super Trofeo EVO2	32.954 +0.152	33.648	21.775 +0.108	17.769	1'46.146 1'46.406	27	0.260
29 90 GT3 POLAND	Huracán Super Trofeo EVO2	32.891 +0.074	33.652 +0.044	21.666	18.061 +0.198	1'46.270 1'46.586	28	0.316
30 26 SCUDERIA TORNACUM	Huracán Super Trofeo EVO2	32.774 +0.115	33.703 +0.218	21.848 +0.187	17.980	1'46.305 1'46.825	31	0.520
31 4 REXAL FFF RACING TE	Huracán Super Trofeo EVO2	33.108	33.861	21.680 +0.115	17.742 +0.252	1'46.391 1'46.758	30	0.367
32 87 LEIPERT MOTORSPOR	Huracán Super Trofeo EVO2	33.081	33.840	21.521 +0.071	18.363 +0.005	1'46.805 1'46.881	32	0.076
33 2 BOUTSEN RACING	Huracán Super Trofeo EVO2	33.279	33.798	21.612	18.130 +0.071	1'46.819 1'46.890	33	0.071

03/11/2022

Powered by FICr Perugia Timing

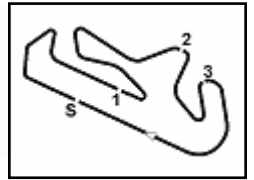
ROGER DUBUIS





6<sup>th</sup> ROUND

6.3



# Lamborghini Super Trofeo - Round 6 - Portimao

## Super Trofeo Europe - Ideal Time Qualifying 2

Autodromo Int. do Algarve 4.653 m  
2 / 2

No. Entrant	Car	Seg. 1 Diff. 1	Seg. 2 Diff. 2	Seg. 3 Diff. 3	Seg. 4 Diff. 4	Ideal Time			
						Best Lap	Pos.	Diff.	
34	98 GERARD VAN DER HO	Huracán Super Trofeo EVO2	33.514 +0.008	33.855 +0.136	21.972	18.364	<b>1'47.705</b> 1'47.849	34	0.144
35	12 BOUTSEN RACING	Huracán Super Trofeo EVO2	33.526	34.263 +0.337	22.130 +0.107	18.342 +0.220	<b>1'48.261</b> 1'48.925	36	0.664
36	69 RD SIGNS RACING TEA	Huracán Super Trofeo EVO2	33.558 +0.025	34.432 +0.217	22.070	18.385 +0.103	<b>1'48.445</b> 1'48.790	35	0.345
37	31 BOUTSEN RACING	Huracán Super Trofeo EVO2	33.854	34.887	22.120	18.485	<b>1'49.346</b> 1'49.346	37	
38	8 REXAL FFF RACING TE	Huracán Super Trofeo EVO2	34.161 +0.084	34.901 +0.292	22.194	18.541	<b>1'49.797</b> 1'50.173	38	0.376
39	22 MICANEK MOTORSP0	Huracán Super Trofeo EVO2	34.375 +0.123	35.446 +0.073	22.498	18.846 +0.133	<b>1'51.165</b> 1'51.494	39	0.329
40	88 IMPERIALE RACING	Huracán Super Trofeo EVO2	34.541 +0.026	35.382 +0.310	22.859 +0.009	18.674 +0.278	<b>1'51.456</b> 1'52.079	40	0.623
41	77 ALFREDO HERNANDE	Huracán Super Trofeo EVO2	34.821	36.438	23.890 +0.950	19.640 +0.228	<b>1'54.789</b> 1'55.967	42	1.178
42	72 REXAL FFF RACING TE	Huracán Super Trofeo EVO2	35.183	36.257	23.579	19.954	<b>1'54.973</b> 1'54.973	41	
<b>Overall Ideal Time</b>			31.810	32.130	20.810	17.344	<b>1'42.094</b>		

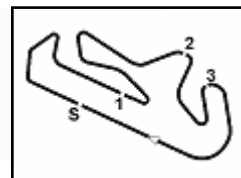




SQUADRA CORSE

6<sup>th</sup> ROUND

6.4



# Lamborghini Super Trofeo - Round 6 - Portimao

## Super Trofeo Europe - Analysis Qualifying 2

Autodromo Int. do Algarve 4.653 m

2 / 5

8	33.028	33.724	21.890	17.874	1'46.516	275,5	15:25'11.254
9	33.133	33.947	21.771	18.106	1'46.957	276,2	15:26'58.211
10	33.103	34.814	28.783	18.441	1'55.141	274,1	15:28'53.352
11	33.019	<b>32.982</b>	<b>21.378</b>	18.093	1'45.472C	272,7	15:30'38.824

18 Leipert Motorsport (1'44.691)							
Lap	Seg.1	Seg.2	Seg.3	Seg.4	Lap Time	km/h	Local Time
David-Mihai Serban							
1		35.352	22.606	17.861			15:12'09.267
2	33.704	33.777	21.989	17.878	1'47.348	276,9	15:13'56.615
3	32.575	<b>33.001</b>	<b>21.209</b>	17.906	<b>1'44.691</b>	276,9	15:15'41.306
4	<b>32.369</b>	33.603	21.654	<b>17.774</b>	1'45.400	277,6	15:17'26.706
5	32.484	33.405	21.766	18.545	1'46.200	<b>278,4</b>	15:19'12.906
6	33.806	38.322	22.310	18.341	1'52.779	275,5	15:21'05.685
7	32.701	36.508	26.499	18.247	1'53.955	276,9	15:22'59.640
8	32.554	34.892	21.638	17.895	1'46.979	276,2	15:24'46.619
9	32.493	33.313	23.024	18.192	1'47.022	276,9	15:26'33.641
10	32.790	33.751	22.182	17.821	1'46.544	275,5	15:28'20.185
11	32.575	33.744	21.589	18.388	1'46.296	276,2	15:30'06.481

19 Cyril Leimer (1'45.943)							
Lap	Seg.1	Seg.2	Seg.3	Seg.4	Lap Time	km/h	Local Time
Cyril Leimer							
1		35.056	26.156	17.934			15:12'21.771
2	33.407	33.809	21.894	18.125	1'47.235	274,8	15:14'09.006
3	33.082	46.115	25.248	29.397	2'13.842P	273,4	15:16'22.848
4	1'50.912	34.190	22.970	18.073	3'06.145P		15:19'28.993
5	33.058	33.764	<b>21.548</b>	17.855	1'46.225	276,2	15:21'15.218
6	33.016	33.451	21.662	<b>17.814</b>	<b>1'45.943</b>	276,2	15:23'01.161
7	33.120	34.626	25.910	18.570	1'52.226	<b>276,9</b>	15:24'53.387
8	33.599	37.531	23.357	18.235	1'52.722	273,4	15:26'46.109
9	33.121	<b>33.368</b>	22.071	18.776	1'47.336	274,8	15:28'33.445
10	<b>33.005</b>	36.287	27.344	33.567	2'10.203P	271,4	15:30'43.648

20 Robert van den Berg (1'46.043)							
Lap	Seg.1	Seg.2	Seg.3	Seg.4	Lap Time	km/h	Local Time
Benjamin van den Berg							
1		35.375	23.328	18.494			15:12'11.259
2	33.755	35.623	21.888	18.431	1'49.697	270,7	15:14'00.956
3	34.198	33.306	22.317	18.525	1'48.346	270,7	15:15'49.302
4	32.980	<b>33.063</b>	21.772	18.228	<b>1'46.043</b>	271,4	15:17'35.345
5	33.019	33.231	21.778	18.188	1'46.216	272,0	15:19'21.561
6	35.841	37.307	25.678	18.910	1'57.736	<b>272,7</b>	15:21'19.297
7	32.982	34.117	22.249	18.179	1'47.527	270,7	15:23'06.824
8	33.142	33.154	24.120	<b>18.046</b>	1'48.462	271,4	15:24'55.286
9	<b>32.770</b>	33.145	21.612	18.161	1'45.688C	<b>272,7</b>	15:26'40.974
10	33.433	34.301	35.986	24.844	2'08.564	271,4	15:28'49.538
11	33.145	33.747	<b>21.487</b>	36.929	2'05.308P	<b>272,7</b>	15:30'54.846

21 Leipert Motorsport (1'45.458)							
Lap	Seg.1	Seg.2	Seg.3	Seg.4	Lap Time	km/h	Local Time
Gabriel Rindone							
1		36.369	24.105	17.911			15:12'49.758
2	32.947	<b>32.960</b>	48.274	18.311	2'12.492	273,4	15:15'02.250
3	37.357	39.438	22.416	17.930	1'57.141	274,8	15:16'59.391
4	32.755	34.213	23.240	17.889	1'48.097	<b>276,2</b>	15:18'47.488
5	32.719	35.614	22.902	18.084	1'49.319	275,5	15:20'36.807
6	32.906	33.200	21.451	17.912	1'45.469	274,8	15:22'22.276
7	<b>32.473</b>	33.561	21.655	<b>17.821</b>	1'45.510	275,5	15:24'07.786
8	33.025	33.056	21.509	18.075	1'45.665	274,8	15:25'53.451
9	32.895	33.355	<b>21.290</b>	17.918	<b>1'45.458</b>	273,4	15:27'38.909
10	32.852	33.381	21.445	29.455	1'57.133P	275,5	15:29'36.042

22 Micaneq Motorsport ACCR (1'51.494)							
Lap	Seg.1	Seg.2	Seg.3	Seg.4	Lap Time	km/h	Local Time
Kurt Wagner							
1		38.700	23.529	19.206			15:13'03.932
2	34.914	35.657	23.315	19.013	1'52.899	268,7	15:14'56.831
3	35.109	37.245	23.136	19.092	1'54.582	<b>272,7</b>	15:16'51.413
4	34.616	35.692	22.954	19.222	1'52.484	271,4	15:18'43.897
5	35.002	37.364	24.544	19.594	1'56.504	271,4	15:20'40.401
6	<b>34.375</b>	35.615	22.789	<b>18.846</b>	1'51.625	272,0	15:22'32.026
7	34.498	35.519	<b>22.498</b>	18.979	<b>1'51.494</b>	270,7	15:24'23.520
8	34.587	<b>35.446</b>	24.096	19.226	1'53.355	271,4	15:26'16.875

26 Scuderia Tornacum (1'46.825)							
Lap	Seg.1	Seg.2	Seg.3	Seg.4	Lap Time	km/h	Local Time
Benoit Semoulin							
1		35.700	22.724	18.432			15:12'04.526
2	33.464	<b>33.703</b>	22.009	17.987	1'47.163	270,7	15:13'51.689
3	32.964	33.912	21.976	18.012	1'46.864	272,7	15:15'38.553
4	<b>32.774</b>	34.077	<b>21.848</b>	18.049	1'46.748C	272,7	15:17'25.301
5	32.889	33.921	22.035	<b>17.980</b>	<b>1'46.825</b>	<b>274,8</b>	15:19'12.126
6	36.564	39.781	23.980	27.001	2'07.326P	273,4	15:21'19.452

27 Oregon Team (1'45.305)							
Lap	Seg.1	Seg.2	Seg.3	Seg.4	Lap Time	km/h	Local Time
Massimo Ciglia							
1		34.205	22.240	18.600			15:12'56.734
2	32.854	33.539	21.601	17.939	1'45.933	271,4	15:14'42.667
3	32.837	33.691	21.823	17.881	1'46.232	272,7	15:16'28.899
4	33.208	36.988	25.416	19.543	1'55.155	<b>274,8</b>	15:18'24.054
5	32.759	33.478	<b>21.414</b>	<b>17.654</b>	<b>1'45.305</b>	273,4	15:20'09.359
6	33.077	39.296	22.569	18.335	1'53.277	274,1	15:22'02.636
7	32.740	<b>33.258</b>	21.424	18.062	1'45.484	272,0	15:23'48.120
8	<b>32.534</b>	33.283	21.872	18.196	1'45.885	274,1	15:25'34.005
9	33.051	33.444	21.487	17.872	1'45.854	271,4	15:27'19.859
10	32.556	34.048	29.768	20.453	1'56.825	274,1	15:29'16.684
11	32.756	33.809	21.806	18.226	1'46.597	272,7	15:31'03.281

28 Amaury Bonduel (1'43.885)							
Lap	Seg.1	Seg.2	Seg.3	Seg.4	Lap Time	km/h	Local Time
Amaury Bonduel							
1		41.166	23.666	18.784			15:14'16.395
2	32.558	32.832	<b>21.067</b>	<b>17.467</b>	1'43.924	272,7	15:16'00.319
3	32.178	40.880	28.348	20.160	2'01.566	276,2	15:18'01.885
4	<b>31.952</b>	42.357	26.301	19.205	1'59.815	276,2	15:20'01.700
5	34.011	36.462	22.030	17.584	1'50.087	274,1	15:21'51.787
6	32.098	32.721	30.376	19.567	1'54.762	275,5	15:23'46.549
7	32.227	<b>32.570</b>	31.263	20.194	1'56.254	274,8	15:25'42.803
8	32.256	32.853	21.163	17.613	<b>1'43.885</b>	274,8	15:27'26.688
9	32.111	32.792	21.974	18.187	1'45.064	<b>276,9</b>	15:29'11.752
10	32.255	32.792	21.426	26.415	1'52.888P	274,1	15:31'04.640

29 Rexal FFF Racing Team (1'45.752)							
Lap	Seg.1	Seg.2	Seg.3	Seg.4	Lap Time	km/h	Local Time
Daniel Pedrosa							
1		35.639	22.876	18.417			15:13'20.451
2	33.158	33.848	22.022	18.003	1'47.031	272,0	15:15'07.482
3	32.928	33.700	22.036	18.197	1'46.861	276,2	15:16'54.343
4	35.866	34.093	22.317	18.766	1'51.042	275,5	15:18'45.385
5	33.537	33.592	21.737	18.076	1'46.942	274,8	15:20'32.327
6	<b>32.796</b>	<b>33.559</b>	<b>21.415</b>	<b>17.982</b>	<b>1'45.752</b>	275,5	15:22'18.079
7	34.066	34.527	23.837	18.275	1'50.705	<b>277,6</b>	15:24'08.784

03/11/2022

P = Pits In/Out - C = Lap Time Cancelled

Powered by FICr Perugia Timing

ROGER DUBUIS







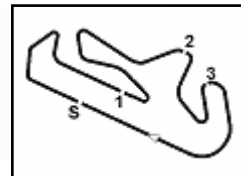




SQUADRA CORSE

6<sup>th</sup> ROUND

6.4



# Lamborghini Super Trofeo - Round 6 - Portimao

## Super Trofeo Europe - Analysis Qualifying 2

Autodromo Int. do Algarve 4.653 m

5 / 5

## 88 Imperiale Racing (1'52.079)

Lap	Seg.1	Seg.2	Seg.3	Seg.4	Lap Time	km/h	Local Time
Hans Fabri							
1		38.161	25.092	19.841			15:12'12.690
2	35.711	36.381	24.288	19.858	1'56.238	266,0	15:14'08.928
3	35.261	36.203	23.357	19.182	1'54.003	266,0	15:16'02.931
4	34.776	36.755	23.942	18.989	1'54.462	268,0	15:17'57.393
5	<b>34.541</b>	35.713	23.657	<b>18.674</b>	1'52.585	270,0	15:19'49.978
6	34.567	35.692	22.868	18.952	<b>1'52.079</b>	269,3	15:21'42.057
7	34.593	<b>35.382</b>	<b>22.859</b>	18.831	1'51.665C	<b>270,7</b>	15:23'33.722
8	39.420	37.029	24.343	30.802	2'11.594P	267,3	15:25'45.316

## 98 Gerard Van der Horst (1'47.849)

Lap	Seg.1	Seg.2	Seg.3	Seg.4	Lap Time	km/h	Local Time
Gerard Van der Horst							
1		38.806	24.634	18.692			15:12'07.743
2	36.020	37.602	22.927	18.734	1'55.283	268,0	15:14'03.026
3	33.674	34.135	22.822	18.699	1'49.330	270,7	15:15'52.356
4	34.802	35.153	22.174	18.690	1'50.819	270,0	15:17'43.175
5	33.522	33.991	<b>21.972</b>	<b>18.364</b>	<b>1'47.849</b>	<b>270,0</b>	15:19'31.024
6	33.593	34.269	22.562	18.585	1'49.009	<b>272,0</b>	15:21'20.033
7	<b>33.514</b>	34.116	22.120	18.660	1'48.410	270,0	15:23'08.443
8	33.673	33.966	23.153	18.869	1'49.661	267,3	15:24'58.104
9	33.711	34.867	23.021	18.418	1'50.017	268,0	15:26'48.121
10	33.577	<b>33.855</b>	22.083	18.587	1'48.102	270,0	15:28'36.223
11	36.265	36.278	23.491	34.114	2'10.148P	221,8	15:30'46.371

## 90 GT3 Poland (1'46.586)

Lap	Seg.1	Seg.2	Seg.3	Seg.4	Lap Time	km/h	Local Time
Holger Harmsen							
1		34.587	23.191	18.295			15:16'30.319
2	<b>32.891</b>	33.954	22.437	18.202	1'47.484	273,4	15:18'17.803
3	33.554	<b>33.652</b>	21.921	18.980	1'48.107	<b>275,5</b>	15:20'05.910
4	33.089	33.861	21.977	<b>18.061</b>	1'46.988	270,7	15:21'52.898
5	32.965	33.696	<b>21.666</b>	18.259	<b>1'46.586</b>	<b>275,5</b>	15:23'39.484
6	<b>32.891</b>	34.108	22.549	19.023	1'48.571	<b>274,1</b>	15:25'28.055
7	33.131	34.015	21.923	19.684	1'48.753	272,7	15:27'16.808
8	33.350	34.390	22.847	28.753	1'59.340P	266,0	15:29'16.148

## 91 Bonaldi Motorsport (1'46.380)

Lap	Seg.1	Seg.2	Seg.3	Seg.4	Lap Time	km/h	Local Time
Paolo Biglieri							
1		37.427	23.347	18.890			15:13'34.423
2	36.748	36.659	21.853	18.215	1'53.475	260,9	15:15'27.898
3	33.331	33.519	22.293	17.915	1'47.058	272,0	15:17'14.956
4	33.294	<b>33.502</b>	21.503	18.081	<b>1'46.380</b>	<b>274,1</b>	15:19'01.336
5	33.975	34.233	22.313	18.032	1'48.553	273,4	15:20'49.889
6	33.287	33.532	22.454	18.111	1'47.384	<b>274,1</b>	15:22'37.273
7	33.271	33.886	22.161	18.126	1'47.444	269,3	15:24'24.717
8	33.717	35.955	22.376	18.131	1'50.179	273,4	15:26'14.896
9	34.523	34.644	21.670	<b>17.869</b>	1'48.706	273,4	15:28'03.602
10	33.301	34.998	21.549	18.228	1'48.076	<b>274,1</b>	15:29'51.678
11	<b>33.015</b>	33.616	<b>21.428</b>	18.454	1'46.513	272,7	15:31'38.191

## 96 Automobile Tricolore (1'46.038)

Lap	Seg.1	Seg.2	Seg.3	Seg.4	Lap Time	km/h	Local Time
Raffaele Giannoni							
1		36.285	21.781	18.263			15:11'58.246
2	33.275	33.494	<b>21.545</b>	18.156	1'46.470	271,4	15:13'44.716
3	33.652	33.555	23.345	18.106	1'48.658	272,7	15:15'33.374
4	33.017	<b>33.028</b>	21.646	18.347	<b>1'46.038</b>	<b>276,2</b>	15:17'19.412
5	37.400	34.295	22.149	18.253	1'52.097	<b>276,2</b>	15:19'11.509
6	33.281	33.610	24.120	18.190	1'49.201	274,8	15:21'00.710
7	33.015	33.629	24.606	18.228	1'49.478	273,4	15:22'50.188
8	33.194	33.198	21.933	<b>18.065</b>	1'46.390	275,5	15:24'36.578
9	<b>32.976</b>	33.274	24.716	18.734	1'49.700	275,5	15:26'26.278
10	33.112	34.998	24.491	18.655	1'51.256	273,4	15:28'17.534
11	33.034	33.775	22.643	19.121	1'48.573	273,4	15:30'06.107

## 97 Leipert Motorsport (1'46.070)

Lap	Seg.1	Seg.2	Seg.3	Seg.4	Lap Time	km/h	Local Time
Mikko Eskelinen							
1		35.497	24.202	18.376			15:12'10.669
2	33.457	34.160	22.506	18.222	1'48.345	275,5	15:13'59.014
3	33.986	33.587	22.604	18.032	1'48.209	276,9	15:15'47.223
4	33.165	33.449	<b>21.784</b>	<b>17.750</b>	1'46.148	276,9	15:17'33.371

03/11/2022

P = Pits In/Out - C = Lap Time Cancelled

Powered by FICr Perugia Timing

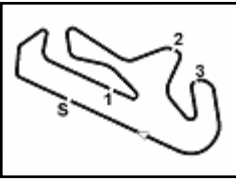
ROGER DUBUIS





6<sup>th</sup> ROUND

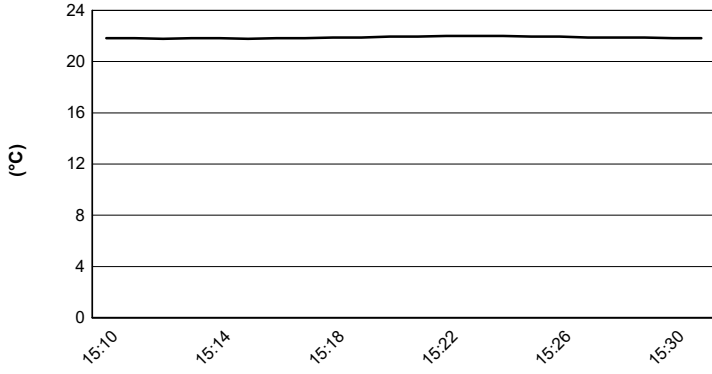
6.5



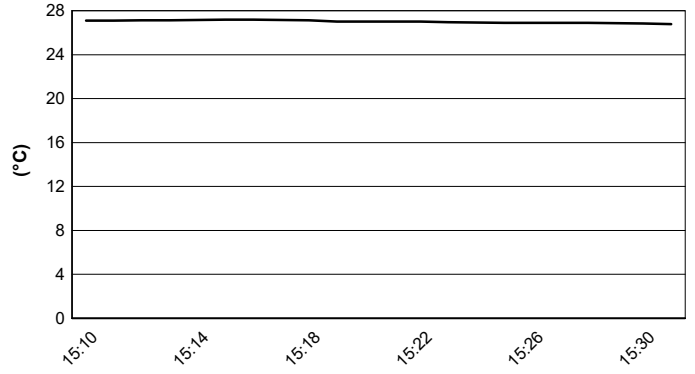
Lamborghini Super Trofeo - Round 6 - Portimao  
Super Trofeo Europe - Weather Report Qualifying 2  
Session started 15:10 - Session ended 15:32

Autodromo Int. do Algarve 4.653 m

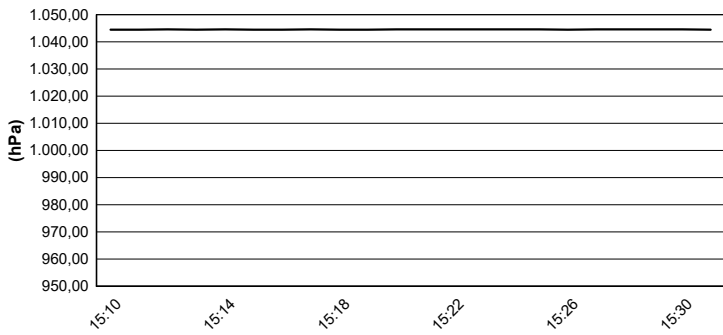
Air Temperature



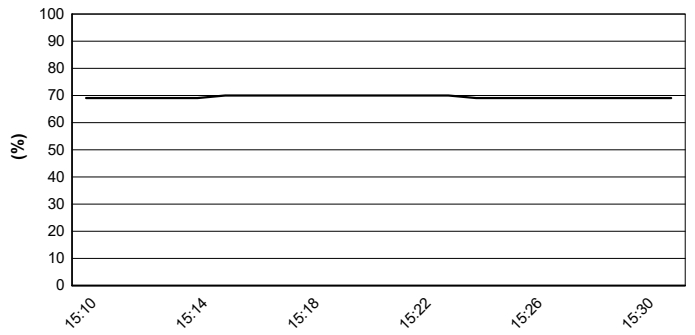
Track Temperature



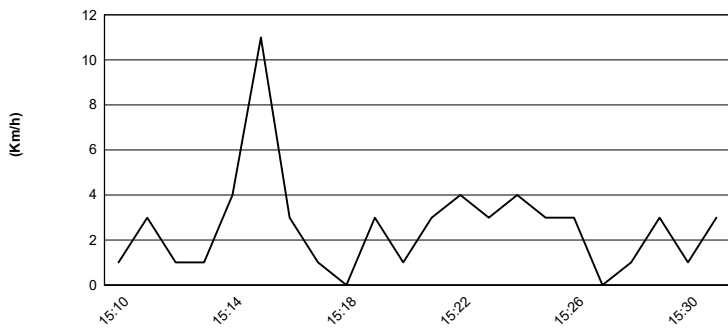
Air Pressure



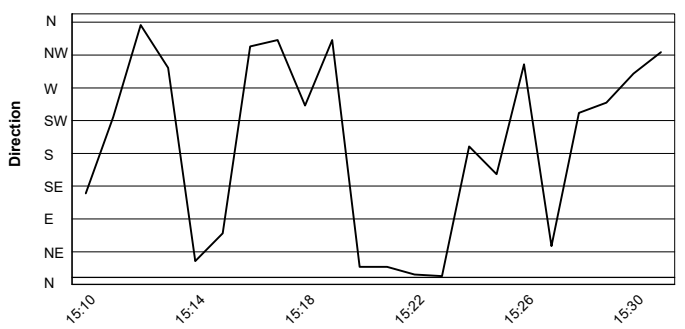
Humidity



Wind Speed



Wind Direction



03/11/2022