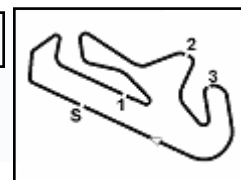


6th ROUND

5.1



Lamborghini Super Trofeo - Round 6 - Portimao

Super Trofeo Europe - Results Qualifying 1

Autodromo Int. do Algarve 4.653 m

1 / 2

No.	Driver	Nat	Entrant	Team	Car	Class	Time	Gap	Rel.	Laps
1	61 SPINELLI Loris	ITA	Bonaldi Motorsport	Bonaldi Motorsport	Huracán Super Trofeo EVO2	PRO	1'41.920			6
2	71 LIBERATI Edoardo	ITA	Brutal Fish Racing Team	Brutal Fish Racing Team	Huracán Super Trofeo EVO2	PROAM	1'42.368	0.448	0.448	7
3	27 WILLIAMSON Lewis	GBR	Oregon Team	Oregon Team	Huracán Super Trofeo EVO2	PROAM	1'42.922	1.002	0.554	7
4	28 BONDUEL Amaury	FRA	Amaury Bonduel	BDR Competition	Huracán Super Trofeo EVO2	PRO	1'43.148	1.228	0.226	7
5	54 MORETTI Marzio	ITA	Target Racing	Target Racing	Huracán Super Trofeo EVO2	PRO	1'43.257	1.337	0.109	8
6	66 BASZ Karol	POL	Micanek Motorsport ACCR	Micanek Motorsport ACCR	Huracán Super Trofeo EVO2	PROAM	1'43.349	1.429	0.092	6
7	6 TRIBAUDINI Stephane	FRA	VSR	VSR	Huracán Super Trofeo EVO2	PRO	1'43.408	1.488	0.059	7
8	83 GATTING Michelle	DNK	Iron Dames	Iron Dames	Huracán Super Trofeo EVO2	PRO	1'43.424	1.504	0.016	7
9	29 BORGIA Antonin	CHE	Rexal FFF Racing Team	Rexal FFF Racing Team	Huracán Super Trofeo EVO2	PROAM	1'43.951	2.031	0.527	5
10	60 LEWANDOWSKI Andrzej	POL	VSR	VSR	Huracán Super Trofeo EVO2	AM	1'44.163	2.243	0.212	8
11	51 WELLS Dan	GBR	Rexal FFF Racing Team	Rexal FFF Racing Team	Huracán Super Trofeo EVO2	PROAM	1'44.214	2.294	0.051	5
12	20 VAN DEN BERG Robert	NLD	Robert van den Berg	HBR motorsport	Huracán Super Trofeo EVO2	PROAM	1'44.353	2.433	0.139	8
13	11 BERTO Filippo	ITA	Oregon Team	Oregon Team	Huracán Super Trofeo EVO2	PRO	1'44.428	2.508	0.075	7
14	21 RINDONE Gabriel	ITA	Leipert Motorsport	Leipert Motorsport	Huracán Super Trofeo EVO2	AM	1'44.851	2.931	0.423	8
15	91 PEROLINI Pietro	ITA	Bonaldi Motorsport	Bonaldi Motorsport	Huracán Super Trofeo EVO2	PROAM	1'44.894	2.974	0.043	8
16	9 GVAZAVA Dmitry		Target Racing	Target Racing	Huracán Super Trofeo EVO2	PROAM	1'45.089	3.169	0.195	9
17	13 GUERIN Stephan	FRA	Stephan Guerin	Arkadia Racing	Huracán Super Trofeo EVO2	AM	1'45.119	3.199	0.030	7
18	18 SERBAN David-Mihai	ROU	Leipert Motorsport	Leipert Motorsport	Huracán Super Trofeo EVO2	PRO	1'45.209	3.289	0.090	9
19	96 GIANNONI Raffaele	ITA	Automobile Tricolore	Automobile Tricolore	Huracán Super Trofeo EVO2	AM	1'45.504	3.584	0.295	8
20	63 LEIMER Cedric	CHE	Cedric Leimer	Autovitesse	Huracán Super Trofeo EVO2	AM	1'45.649	3.729	0.145	7
21	78 COLOMBINI Emanuel	SMR	VSR	VSR	Huracán Super Trofeo EVO2	PROAM	1'45.677	3.757	0.028	7
22	87 BRUNOT Jean-Francois	USA	Leipert Motorsport	Leipert Motorsport	Huracán Super Trofeo EVO2	PROAM	1'45.716	3.796	0.039	8
23	8 PRIVITELIO Donovan	FRA	Rexal FFF Racing Team	Rexal FFF Racing Team	Huracán Super Trofeo EVO2	LC	1'45.790	3.870	0.074	6
24	55 LEWANDOWSKI Adrian	POL	GT3 Poland	GT3 Poland	Huracán Super Trofeo EVO2	AM	1'46.047	4.127	0.257	8
25	39 ABKAZAVA Shota	GEO	Artline Team Georgia	Artline Team Georgia	Huracán Super Trofeo EVO2	AM	1'46.098	4.178	0.051	5
26	36 BOURACHOT Charly	FRA	Chab Evolution	CMR	Huracán Super Trofeo EVO2	PRO	1'46.133	4.213	0.035	8
27	5 MOCZULSKI Grzegorz	POL	GT3 Poland	GT3 Poland	Huracán Super Trofeo EVO2	AM	1'46.291	4.371	0.158	6
28	90 HARMSEN Holger	DEU	GT3 Poland	GT3 Poland	Huracán Super Trofeo EVO2	AM	1'46.519	4.599	0.228	6
29	97 KREBS Jurgen	CHE	Leipert Motorsport	Leipert Motorsport	Huracán Super Trofeo EVO2	AM	1'46.733	4.813	0.214	8
30	26 SEMOULIN Francois	BEL	Scuderia Tornacum	Semspeed	Huracán Super Trofeo EVO2	LC	1'46.822	4.902	0.089	5
31	19 LEIMER Cyril	CHE	Cyril Leimer	Autovitesse	Huracán Super Trofeo EVO2	AM	1'46.968	5.048	0.146	8
32	4 GOSSELIN Claude-Yves	FRA	Rexal FFF Racing Team	Rexal FFF Racing Team	Huracán Super Trofeo EVO2	AM	1'47.933	6.013	0.965	6
33	70 WATZINGER Gerhard	USA	Leipert Motorsport	Leipert Motorsport	Huracán Super Trofeo EVO2	PROAM	1'48.055	6.135	0.122	7
34	69 BATRAKS Arturs	LVA	RD Signs Racing Team	RD Signs Racing Team	Huracán Super Trofeo EVO2	AM	1'48.138	6.218	0.083	9
35	98 VAN DER HORST Gerard	NLD	Gerard Van der Horst	Van der Horst Motorsport	Huracán Super Trofeo EVO2	LC	1'48.440	6.520	0.302	8
36	2 FELIGIONI Pierre	FRA	Boutsen Racing	Boutsen Racing	Huracán Super Trofeo EVO2	AM	1'48.544	6.624	0.104	8
37	22 DVORACEK Libor	CZE	Micanek Motorsport ACCR	Micanek Motorsport ACCR	Huracán Super Trofeo EVO2	LC	1'49.395	7.475	0.851	7
38	31 GRIMM Francois	CHE	Boutsen Racing	Boutsen Racing	Huracán Super Trofeo EVO2	LC	1'49.734	7.814	0.339	8
39	12 WASZCZINSCKI Daniel	FRA	Boutsen Racing	Boutsen Racing	Huracán Super Trofeo EVO2	LC	1'49.937	8.017	0.203	7
40	88 FABRI Hans	NLD	Imperiale Racing	Imperiale Racing	Huracán Super Trofeo EVO2	LC	1'52.825	10.905	2.888	8
41	77 HERNANDEZ ORTEGA Alfredo	MEX	Alfredo Hernandez Ortega	BDR Competition	Huracán Super Trofeo EVO2	LC	1'54.389	12.469	1.564	8
42	72 PRABAKARAN Kumar	MYS	Rexal FFF Racing Team	Rexal FFF Racing Team	Huracán Super Trofeo EVO2	LC	1'54.408	12.488	0.019	5

Humidity:	66%	AIR	22°C
Condition:	DRY	Track	27°C

Clerk of the Course : Delcio Santos

Race Director : Alain Adam

Start	End
03/11/2022 14:40	14:59

Powered by FICr Perugia Timing

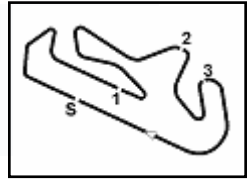
ROGER DUBUIS





6th ROUND

5.1



Lamborghini Super Trofeo - Round 6 - Portimao

Super Trofeo Europe - Results Qualifying 1

Autodromo Int. do Algarve 4.653 m
2 / 2

Penalty and Infringement

15.25 91 Bonaldi Motorsport Time Deleted (1.44:158) - Exceeded Track Limits

Fastest Laps Sequence

No.	Entrant	Nat	Team	Car	Local Time	Time	Gap	Avg
54	M. MORETTI	NLD	Target Racing	Huracán Super Trofeo EVO2	14:43'57.521	1'50.093		152,151
61	L. SPINELLI	NLD	Bonaldi Motorsport	Huracán Super Trofeo EVO2	14:44'15.739	1'49.415	-0.678	153,094
54	M. MORETTI	NLD	Target Racing	Huracán Super Trofeo EVO2	14:45'41.398	1'43.877	-5.538	161,256
61	L. SPINELLI	NLD	Bonaldi Motorsport	Huracán Super Trofeo EVO2	14:47'41.869	1'41.920	-1.957	164,352

Clerk of the Course : Delcio Santos

Race Director : Alain Adam

	Start	End
03/11/2022	14:40	14:59

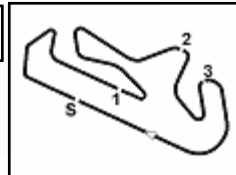
Powered by FICr Perugia Timing

ROGER DUBUIS



6th ROUND

5.2



Lamborghini Super Trofeo - Round 6 - Portimao

Super Trofeo Europe - Sectors and Speed Qualifying 1

Autodromo Int. do Algarve 4.653 m

1 / 2

BEST LAP

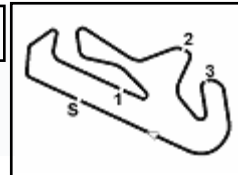
1	61 SPINELLI Loris	Huracán Super Trofeo EVO2	1'41.920
2	71 LIBERATI Edoardo	Huracán Super Trofeo EVO2	1'42.368
3	27 WILLIAMSON Lewis	Huracán Super Trofeo EVO2	1'42.922
4	28 BONDUEL Amaury	Huracán Super Trofeo EVO2	1'43.148
5	54 MORETTI Marzio	Huracán Super Trofeo EVO2	1'43.257
6	66 BASZ Karol	Huracán Super Trofeo EVO2	1'43.349
7	6 TRIBAUDINI Stephane	Huracán Super Trofeo EVO2	1'43.408
8	83 GATTING Michelle	Huracán Super Trofeo EVO2	1'43.424
9	29 BORGA Antonin	Huracán Super Trofeo EVO2	1'43.951
10	60 LEWANDOWSKI Andrzej	Huracán Super Trofeo EVO2	1'44.163
11	51 WELLS Dan	Huracán Super Trofeo EVO2	1'44.214
12	20 VAN DEN BERG Robert	Huracán Super Trofeo EVO2	1'44.353
13	11 BERTO Filippo	Huracán Super Trofeo EVO2	1'44.428
14	21 RINDONE Gabriel	Huracán Super Trofeo EVO2	1'44.851
15	91 PEROLINI Pietro	Huracán Super Trofeo EVO2	1'44.894
16	9 GVAZAVA Dmitry	Huracán Super Trofeo EVO2	1'45.089
17	13 GUERIN Stephan	Huracán Super Trofeo EVO2	1'45.119
18	18 SERBAN David-Mihai	Huracán Super Trofeo EVO2	1'45.209
19	96 GIANNONI Raffaele	Huracán Super Trofeo EVO2	1'45.504
20	63 LEIMER Cedric	Huracán Super Trofeo EVO2	1'45.649
21	78 COLOMBINI Emanuel	Huracán Super Trofeo EVO2	1'45.677
22	87 BRUNOT Jean-Francois	Huracán Super Trofeo EVO2	1'45.716
23	8 PRIVITELIO Donovan	Huracán Super Trofeo EVO2	1'45.790
24	55 LEWANDOWSKI Adrian	Huracán Super Trofeo EVO2	1'46.047
25	39 ABKAZAVA Shota	Huracán Super Trofeo EVO2	1'46.098
26	36 BOURACHOT Charly	Huracán Super Trofeo EVO2	1'46.133
27	5 MOCZULSKI Grzegorz	Huracán Super Trofeo EVO2	1'46.291
28	90 HARMSEN Holger	Huracán Super Trofeo EVO2	1'46.519
29	97 KREBS Jurgen	Huracán Super Trofeo EVO2	1'46.733
30	26 SEMOULIN Francois	Huracán Super Trofeo EVO2	1'46.822
31	19 LEIMER Cyril	Huracán Super Trofeo EVO2	1'46.968
32	4 GOSSELIN Claude-Yves	Huracán Super Trofeo EVO2	1'47.933
33	70 WATZINGER Gerhard	Huracán Super Trofeo EVO2	1'48.055
34	69 BATRAKS Arturs	Huracán Super Trofeo EVO2	1'48.138
35	98 VAN DER HORST Gerard	Huracán Super Trofeo EVO2	1'48.440
36	2 FELIGIONI Pierre	Huracán Super Trofeo EVO2	1'48.544
37	22 DVORACEK Libor	Huracán Super Trofeo EVO2	1'49.395
38	31 GRIMM Francois	Huracán Super Trofeo EVO2	1'49.734
39	12 WASZCZINSKI Daniel	Huracán Super Trofeo EVO2	1'49.937
40	88 FABRI Hans	Huracán Super Trofeo EVO2	1'52.825
41	77 HERNANDEZ ORTEGA Alfred	Huracán Super Trofeo EVO2	1'54.389
42	72 PRABAKARAN Kumar	Huracán Super Trofeo EVO2	1'54.408

SPEED

1	91 PEROLINI Pietro	Huracán Super Trofeo EVO2	279,8
2	60 LEWANDOWSKI Andrzej	Huracán Super Trofeo EVO2	279,8
3	63 LEIMER Cedric	Huracán Super Trofeo EVO2	278,4
4	66 BASZ Karol	Huracán Super Trofeo EVO2	278,4
5	83 GATTING Michelle	Huracán Super Trofeo EVO2	278,4
6	71 LIBERATI Edoardo	Huracán Super Trofeo EVO2	277,6
7	18 SERBAN David-Mihai	Huracán Super Trofeo EVO2	276,9
8	90 HARMSEN Holger	Huracán Super Trofeo EVO2	276,9
9	19 LEIMER Cyril	Huracán Super Trofeo EVO2	276,2
10	97 KREBS Jurgen	Huracán Super Trofeo EVO2	276,2
11	55 LEWANDOWSKI Adrian	Huracán Super Trofeo EVO2	276,2
12	29 BORGA Antonin	Huracán Super Trofeo EVO2	276,2
13	8 PRIVITELIO Donovan	Huracán Super Trofeo EVO2	276,2
14	36 BOURACHOT Charly	Huracán Super Trofeo EVO2	276,2
15	61 SPINELLI Loris	Huracán Super Trofeo EVO2	275,5
16	78 COLOMBINI Emanuel	Huracán Super Trofeo EVO2	275,5
17	5 MOCZULSKI Grzegorz	Huracán Super Trofeo EVO2	275,5
18	9 GVAZAVA Dmitry	Huracán Super Trofeo EVO2	275,5
19	11 BERTO Filippo	Huracán Super Trofeo EVO2	275,5
20	13 GUERIN Stephan	Huracán Super Trofeo EVO2	275,5
21	28 BONDUEL Amaury	Huracán Super Trofeo EVO2	275,5
22	21 RINDONE Gabriel	Huracán Super Trofeo EVO2	274,8
23	54 MORETTI Marzio	Huracán Super Trofeo EVO2	274,8
24	96 GIANNONI Raffaele	Huracán Super Trofeo EVO2	274,8
25	6 TRIBAUDINI Stephane	Huracán Super Trofeo EVO2	274,8
26	27 WILLIAMSON Lewis	Huracán Super Trofeo EVO2	274,1
27	51 WELLS Dan	Huracán Super Trofeo EVO2	274,1
28	20 VAN DEN BERG Robert	Huracán Super Trofeo EVO2	273,4
29	87 BRUNOT Jean-Francois	Huracán Super Trofeo EVO2	272,7
30	22 DVORACEK Libor	Huracán Super Trofeo EVO2	272,0
31	26 SEMOULIN Francois	Huracán Super Trofeo EVO2	272,0
32	4 GOSSELIN Claude-Yves	Huracán Super Trofeo EVO2	272,0
33	70 WATZINGER Gerhard	Huracán Super Trofeo EVO2	272,0
34	31 GRIMM Francois	Huracán Super Trofeo EVO2	271,4
35	39 ABKAZAVA Shota	Huracán Super Trofeo EVO2	270,7
36	69 BATRAKS Arturs	Huracán Super Trofeo EVO2	270,7
37	77 HERNANDEZ ORTEGA Alfred	Huracán Super Trofeo EVO2	270,7
38	2 FELIGIONI Pierre	Huracán Super Trofeo EVO2	270,0
39	98 VAN DER HORST Gerard	Huracán Super Trofeo EVO2	270,0
40	12 WASZCZINSKI Daniel	Huracán Super Trofeo EVO2	268,0
41	88 FABRI Hans	Huracán Super Trofeo EVO2	267,3
42	72 PRABAKARAN Kumar	Huracán Super Trofeo EVO2	264,7

6th ROUND

5.2



Lamborghini Super Trofeo - Round 6 - Portimao

Super Trofeo Europe - Sectors and Speed Qualifying 1

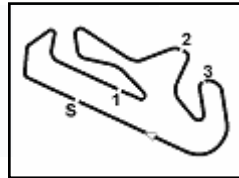
Autodromo Int. do Algarve 4.653 m

2 / 2

SEG. 1			SEG. 2			SEG. 3			SEG. 4						
1	61	SPINELLI Loris	31.545	1	61	SPINELLI Loris	32.261	1	61	SPINELLI Loris	20.500	1	61	SPINELLI Loris	17.291
2	71	LIBERATI Edoardo	31.770	2	71	LIBERATI Edoardo	32.335	2	71	LIBERATI Edoardo	20.560	2	83	GATTING Michelle	17.383
3	66	BASZ Karol	31.874	3	27	WILLIAMSON Lewis	32.468	3	28	BONDUEL Amaury	20.616	3	71	LIBERATI Edoardo	17.402
4	28	BONDUEL Amaury	31.967	4	66	BASZ Karol	32.470	4	6	TRIBAUDINI Stephane	20.627	4	54	MORETTI Marzio	17.432
5	54	MORETTI Marzio	32.017	5	28	BONDUEL Amaury	32.481	5	27	WILLIAMSON Lewis	20.635	5	66	BASZ Karol	17.465
6	83	GATTING Michelle	32.038	6	6	TRIBAUDINI Stephane	32.515	6	54	MORETTI Marzio	20.807	6	29	BORGA Antonin	17.476
7	27	WILLIAMSON Lewis	32.047	7	83	GATTING Michelle	32.699	7	83	GATTING Michelle	20.925	7	51	WELLS Dan	17.558
8	60	LEWANDOWSKI Andrzej	32.165	8	54	MORETTI Marzio	32.730	8	91	PEROLINI Pietro	21.092	8	60	LEWANDOWSKI Andrzej	17.562
9	20	VAN DEN BERG Robert	32.167	9	91	PEROLINI Pietro	32.823	9	51	WELLS Dan	21.141	9	18	SERBAN David-Mihai	17.575
10	6	TRIBAUDINI Stephane	32.220	10	60	LEWANDOWSKI Andrzej	32.825	10	11	BERTO Filippo	21.162	10	11	BERTO Filippo	17.601
11	11	BERTO Filippo	32.323	11	20	VAN DEN BERG Robert	32.858	11	29	BORGA Antonin	21.177	11	28	BONDUEL Amaury	17.649
12	29	BORGA Antonin	32.363	12	51	WELLS Dan	32.908	12	66	BASZ Karol	21.250	12	6	TRIBAUDINI Stephane	17.657
13	91	PEROLINI Pietro	32.386	13	29	BORGA Antonin	32.935	13	96	GIANNONI Raffaele	21.263	13	27	WILLIAMSON Lewis	17.670
14	9	GVAZAVA Dmitry	32.541	14	21	RINDONE Gabriel	32.972	14	60	LEWANDOWSKI Andrzej	21.281	14	78	COLOMBINI Emanuel	17.690
15	21	RINDONE Gabriel	32.567	15	13	GUERIN Stephan	33.054	15	9	GVAZAVA Dmitry	21.283	15	9	GVAZAVA Dmitry	17.711
16	13	GUERIN Stephan	32.578	16	96	GIANNONI Raffaele	33.080	16	21	RINDONE Gabriel	21.287	16	91	PEROLINI Pietro	17.730
17	51	WELLS Dan	32.581	17	11	BERTO Filippo	33.083	17	36	BOURACHOT Charly	21.299	17	20	VAN DEN BERG Robert	17.764
18	78	COLOMBINI Emanuel	32.585	18	55	LEWANDOWSKI Adrian	33.091	18	8	PRIVITELIO Donovan	21.318	18	87	BRUNOT Jean-Francois	17.821
19	39	ABKAZAVA Shota	32.624	19	9	GVAZAVA Dmitry	33.162	19	13	GUERIN Stephan	21.436	19	19	LEIMER Cyril	17.823
20	18	SERBAN David-Mihai	32.656	20	78	COLOMBINI Emanuel	33.190	20	63	LEIMER Cedric	21.454	20	36	BOURACHOT Charly	17.869
21	96	GIANNONI Raffaele	32.702	21	18	SERBAN David-Mihai	33.249	21	26	SEMOULIN Francois	21.457	21	5	MOCZULSKI Grzegorz	17.876
22	8	PRIVITELIO Donovan	32.706	22	63	LEIMER Cedric	33.251	22	19	LEIMER Cyril	21.459	22	8	PRIVITELIO Donovan	17.885
23	36	BOURACHOT Charly	32.798	23	87	BRUNOT Jean-Francois	33.267	23	55	LEWANDOWSKI Adrian	21.465	23	63	LEIMER Cedric	17.888
24	63	LEIMER Cedric	32.839	24	36	BOURACHOT Charly	33.381	24	87	BRUNOT Jean-Francois	21.468	24	21	RINDONE Gabriel	17.908
25	87	BRUNOT Jean-Francois	32.850	25	90	HARMSSEN Holger	33.432	25	20	VAN DEN BERG Robert	21.488	25	26	SEMOULIN Francois	17.947
26	5	MOCZULSKI Grzegorz	32.930	26	19	LEIMER Cyril	33.444	26	18	SERBAN David-Mihai	21.499	26	13	GUERIN Stephan	17.976
27	26	SEMOULIN Francois	32.994	27	39	ABKAZAVA Shota	33.584	27	78	COLOMBINI Emanuel	21.562	27	55	LEWANDOWSKI Adrian	17.997
28	97	KREBS Jurgen	33.013	28	8	PRIVITELIO Donovan	33.591	28	39	ABKAZAVA Shota	21.597	28	96	GIANNONI Raffaele	18.031
29	55	LEWANDOWSKI Adrian	33.025	29	5	MOCZULSKI Grzegorz	33.665	29	97	KREBS Jurgen	21.671	29	39	ABKAZAVA Shota	18.070
30	90	HARMSSEN Holger	33.027	30	97	KREBS Jurgen	33.772	30	90	HARMSSEN Holger	21.685	30	69	BATRAKS Arturs	18.122
31	19	LEIMER Cyril	33.171	31	26	SEMOULIN Francois	33.881	31	5	MOCZULSKI Grzegorz	21.762	31	97	KREBS Jurgen	18.149
32	69	BATRAKS Arturs	33.354	32	98	VAN DER HORST Gerard	33.998	32	4	GOSELIN Claude-Yves	21.786	32	70	WATZINGER Gerhard	18.169
33	98	VAN DER HORST Gerard	33.361	33	70	WATZINGER Gerhard	34.040	33	98	VAN DER HORST Gerard	21.858	33	4	GOSELIN Claude-Yves	18.278
34	4	GOSELIN Claude-Yves	33.552	34	2	FELIGIONI Pierre	34.224	34	2	FELIGIONI Pierre	21.888	34	90	HARMSSEN Holger	18.294
35	2	FELIGIONI Pierre	33.572	35	4	GOSELIN Claude-Yves	34.237	35	70	WATZINGER Gerhard	21.920	35	22	DVORACEK Libor	18.481
36	70	WATZINGER Gerhard	33.599	36	69	BATRAKS Arturs	34.334	36	69	BATRAKS Arturs	22.015	36	98	VAN DER HORST Gerard	18.505
37	12	WASZCZINSCKI Daniel	33.823	37	12	WASZCZINSCKI Daniel	34.368	37	31	GRIMM Francois	22.143	37	2	FELIGIONI Pierre	18.526
38	31	GRIMM Francois	33.876	38	22	DVORACEK Libor	34.522	38	22	DVORACEK Libor	22.217	38	31	GRIMM Francois	18.534
39	22	DVORACEK Libor	33.988	39	31	GRIMM Francois	34.783	39	12	WASZCZINSCKI Daniel	22.327	39	12	WASZCZINSCKI Daniel	18.654
40	77	HERNANDEZ ORTEGA	34.668	40	88	FABRI Hans	35.623	40	72	PRABAKARAN Kumar	23.080	40	88	FABRI Hans	18.881
41	88	FABRI Hans	34.895	41	77	HERNANDEZ ORTEGA	35.911	41	88	FABRI Hans	23.228	41	72	PRABAKARAN Kumar	19.262
42	72	PRABAKARAN Kumar	35.463	42	72	PRABAKARAN Kumar	36.560	42	77	HERNANDEZ ORTEGA	23.502	42	77	HERNANDEZ ORTEGA	19.315

6th ROUND

5.3



Lamborghini Super Trofeo - Round 6 - Portimao

Super Trofeo Europe - Ideal Time Qualifying 1

 Autodromo Int. do Algarve 4.653 m
 1 / 2

No.	Driver Entrant	Car	Seg. 1	Seg. 2	Seg. 3	Seg. 4	Ideal Time		
			Diff. 1	Diff. 2	Diff. 3	Diff. 4	Best Lap	Pos.	Diff.
1	61 SPINELLI L. (ITA) BONALDI MOTORSPORT	Huracán Super Trofeo EVO2	31.545 +0.272	32.261 +0.051	20.500	17.291	1'41.597 1'41.920	1	0.323
2	71 LIBERATI E. (ITA) BRUTAL FISH RACING TEAM	Huracán Super Trofeo EVO2	31.770 +0.057	32.335 +0.244	20.560	17.402	1'42.067 1'42.368	2	0.301
3	28 BONDUEL A. (FRA) AMAURY BONDUEL	Huracán Super Trofeo EVO2	31.967 +0.145	32.481 +0.074	20.616 +0.211	17.649 +0.005	1'42.713 1'43.148	4	0.435
4	27 WILLIAMSON L. (GBR) OREGON TEAM	Huracán Super Trofeo EVO2	32.047 +0.037	32.468	20.635	17.670 +0.065	1'42.820 1'42.922	3	0.102
5	54 MORETTI M. (ITA) TARGET RACING	Huracán Super Trofeo EVO2	32.017 +0.056	32.730	20.807 +0.215	17.432	1'42.986 1'43.257	5	0.271
6	6 TRIBAUDINI S. (FRA) VSR	Huracán Super Trofeo EVO2	32.220	32.515	20.627 +0.389	17.657	1'43.019 1'43.408	7	0.389
7	83 GATTING M. (DNK) IRON DAMES	Huracán Super Trofeo EVO2	32.038 +0.150	32.699	20.925 +0.227	17.383 +0.002	1'43.045 1'43.424	8	0.379
8	66 BASZ K. (POL) MICANEK MOTORSPORT ACCR	Huracán Super Trofeo EVO2	31.874 +0.181	32.470 +0.109	21.250	17.465	1'43.059 1'43.349	6	0.290
9	60 LEWANDOWSKI A. (PO) VSR	Huracán Super Trofeo EVO2	32.165 +0.330	32.825	21.281	17.562	1'43.833 1'44.163	10	0.330
10	29 BORGA A. (CHE) REXAL FFF RACING TEAM	Huracán Super Trofeo EVO2	32.363	32.935	21.177	17.476	1'43.951 1'43.951	9	
11	91 PEROLINI P. (ITA) BONALDI MOTORSPORT	Huracán Super Trofeo EVO2	32.386 +0.521	32.823	21.092 +0.115	17.730 +0.227	1'44.031 1'44.894	15	0.863
12	11 BERTO F. (ITA) OREGON TEAM	Huracán Super Trofeo EVO2	32.323	33.083	21.162 +0.117	17.601 +0.142	1'44.169 1'44.428	13	0.259
13	51 WELLS D. (GBR) REXAL FFF RACING TEAM	Huracán Super Trofeo EVO2	32.581 +0.024	32.908 +0.002	21.141	17.558	1'44.188 1'44.214	11	0.026
14	20 VAN DEN BERG R. (NLD) ROBERT VAN DEN BERG	Huracán Super Trofeo EVO2	32.167	32.858	21.488	17.764 +0.076	1'44.277 1'44.353	12	0.076
15	9 GVAZAVA D. TARGET RACING	Huracán Super Trofeo EVO2	32.541 +0.128	33.162 +0.056	21.283	17.711 +0.208	1'44.697 1'45.089	16	0.392
16	21 RINDONE G. (ITA) LEIPERT MOTORSPORT	Huracán Super Trofeo EVO2	32.567 +0.117	32.972	21.287	17.908	1'44.734 1'44.851	14	0.117
17	18 SERBAN D. (ROU) LEIPERT MOTORSPORT	Huracán Super Trofeo EVO2	32.656 +0.107	33.249	21.499 +0.123	17.575	1'44.979 1'45.209	18	0.230
18	78 COLOMBINI E. (SMR) VSR	Huracán Super Trofeo EVO2	32.585 +0.115	33.190 +0.151	21.562	17.690 +1'27.987	1'45.027 1'45.677	21	0.650
19	13 GUERIN S. (FRA) STEPHAN GUERIN	Huracán Super Trofeo EVO2	32.578	33.054	21.436	17.976 +0.075	1'45.044 1'45.119	17	0.075
20	96 GIANNONI R. (ITA) AUTOMOBILE TRICOLORE	Huracán Super Trofeo EVO2	32.702 +0.211	33.080 +0.098	21.263 +0.113	18.031 +0.006	1'45.076 1'45.504	19	0.428
21	36 BOURACHOT C. (FRA) CHAB EVOLUTION	Huracán Super Trofeo EVO2	32.798 +0.389	33.381	21.299	17.869 +0.397	1'45.347 1'46.133	26	0.786
22	87 BRUNOT J. (USA) LEIPERT MOTORSPORT	Huracán Super Trofeo EVO2	32.850	33.267	21.468 +0.310	17.821	1'45.406 1'45.716	22	0.310
23	63 LEIMER C. (CHE) CEDRIC LEIMER	Huracán Super Trofeo EVO2	32.839 +0.036	33.251 +0.052	21.454	17.888 +0.129	1'45.432 1'45.649	20	0.217
24	8 PRIVITELIO D. (FRA) REXAL FFF RACING TEAM	Huracán Super Trofeo EVO2	32.706 +0.203	33.591	21.318	17.885 +0.087	1'45.500 1'45.790	23	0.290
25	55 LEWANDOWSKI A. (PO) GT3 POLAND	Huracán Super Trofeo EVO2	33.025 +0.060	33.091 +0.376	21.465	17.997 +0.033	1'45.578 1'46.047	24	0.469
26	39 ABKAZAVA S. (GEO) ARTLINE TEAM GEORGIA	Huracán Super Trofeo EVO2	32.624 +0.130	33.584	21.597	18.070 +0.093	1'45.875 1'46.098	25	0.223
27	19 LEIMER C. (CHE) CYRIL LEIMER	Huracán Super Trofeo EVO2	33.171 +0.421	33.444 +0.351	21.459	17.823 +0.299	1'45.897 1'46.968	31	1.071
28	5 MOCZULSKI G. (POL) GT3 POLAND	Huracán Super Trofeo EVO2	32.930	33.665	21.762	17.876 +0.058	1'46.233 1'46.291	27	0.058
29	26 SEMOULIN F. (BEL) SCUDERIA TORNACUM	Huracán Super Trofeo EVO2	32.994 +0.369	33.881 +0.174	21.457	17.947	1'46.279 1'46.822	30	0.543
30	90 HARMSEN H. (DEU) GT3 POLAND	Huracán Super Trofeo EVO2	33.027	33.432	21.685 +0.034	18.294 +0.047	1'46.438 1'46.519	28	0.081
31	97 KREBS J. (CHE) LEIPERT MOTORSPORT	Huracán Super Trofeo EVO2	33.013	33.772	21.671 +0.048	18.149 +0.080	1'46.605 1'46.733	29	0.128
32	98 VAN DER HORST G. (NL) GERARD VAN DER HORST	Huracán Super Trofeo EVO2	33.361 +0.196	33.998	21.858 +0.199	18.505 +0.323	1'47.722 1'48.440	35	0.718
33	70 WATZINGER G. (USA) LEIPERT MOTORSPORT	Huracán Super Trofeo EVO2	33.599 +0.128	34.040 +0.029	21.920 +0.138	18.169 +0.032	1'47.728 1'48.055	33	0.327

03/11/2022

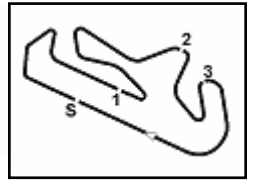
Powered by FICr Perugia Timing

ROGER DUBUIS



6th ROUND

5.3



Lamborghini Super Trofeo - Round 6 - Portimao

Super Trofeo Europe - Ideal Time Qualifying 1

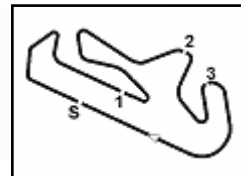
Autodromo Int. do Algarve 4.653 m
2 / 2

No. Driver	Entrant	Car	Seg. 1	Seg. 2	Seg. 3	Seg. 4	Ideal Time		
			Diff. 1	Diff. 2	Diff. 3	Diff. 4	Best Lap	Pos.	Diff.
34	69 BATRAKS A. (LVA) RD SIGNS RACING TEAM	Huracán Super Trofeo EVO2	33.354 +0.115	34.334 +0.016	22.015 +0.101	18.122 +0.081	1'47.825 1'48.138	34	0.313
35	4 GOSELIN C. (FRA) REXAL FFF RACING TEAM	Huracán Super Trofeo EVO2	33.552	34.237 +0.041	21.786 +0.032	18.278 +0.007	1'47.853 1'47.933	32	0.080
36	2 FELIGIONI P. (FRA) BOUTSEN RACING	Huracán Super Trofeo EVO2	33.572 +0.022	34.224 +0.186	21.888 +0.126	18.526	1'48.210 1'48.544	36	0.334
37	12 WASZCZINSCKI D. (FRA) BOUTSEN RACING	Huracán Super Trofeo EVO2	33.823	34.368	22.327 +0.730	18.654 +0.035	1'49.172 1'49.937	39	0.765
38	22 DVORACEK L. (CZE) MICANEK MOTORSPORT ACCR	Huracán Super Trofeo EVO2	33.988 +0.024	34.522 +0.163	22.217	18.481	1'49.208 1'49.395	37	0.187
39	31 GRIMM F. (CHE) BOUTSEN RACING	Huracán Super Trofeo EVO2	33.876	34.783	22.143 +0.178	18.534 +0.220	1'49.336 1'49.734	38	0.398
40	88 FABRI H. (NLD) IMPERIALE RACING	Huracán Super Trofeo EVO2	34.895	35.623	23.228 +0.198	18.881	1'52.627 1'52.825	40	0.198
41	77 HERNANDEZ ORTEGA ALFREDO HERNANDEZ ORTEGA	Huracán Super Trofeo EVO2	34.668	35.911 +0.617	23.502 +0.376	19.315	1'53.396 1'54.389	41	0.993
42	72 PRABAKARAN K. (MYS) REXAL FFF RACING TEAM	Huracán Super Trofeo EVO2	35.463 +0.043	36.560	23.080	19.262	1'54.365 1'54.408	42	0.043
Overall Ideal Time			31.545	32.261	20.500	17.291	1'41.597		



6th ROUND

Lamborghini Super Trofeo - Round 6 - Portimao Super Trofeo Europe - Analysis Qualifying 1

5.4

Autodromo Int. do Algarve 4.653 m

1 / 5

2 Boutsen Racing (1'48.544)

Lap	Seg.1	Seg.2	Seg.3	Seg.4	Lap Time	km/h	Local Time
Pierre Feligioni							
1		43.557	25.969	21.456			14:42'41.456
2	38.308	35.797	22.866	19.130	1'56.101	201,5	14:44'37.557
3	34.129	34.338	22.154	18.780	1'49.401	268,0	14:46'26.958
4	33.583	34.224	22.095	18.855	1'48.757	268,0	14:48'15.715
5	33.621	34.380	23.511	20.387	1'51.899	268,7	14:50'07.614
6	35.225	38.889	26.470	18.840	1'59.424	270,0	14:52'07.038
7	33.572	34.996	22.399	18.733	1'49.700	268,7	14:53'56.738
8	34.013	34.513	21.888	18.754	1'49.168	268,0	14:55'45.906
9	33.594	34.410	22.014	18.526	1'48.544	268,7	14:57'34.450

4 Rexal FFF Racing Team (1'47.933)

Lap	Seg.1	Seg.2	Seg.3	Seg.4	Lap Time	km/h	Local Time
Claude-Yves Gosselin							
1		47.645	26.962	21.576			14:46'30.518
2	36.775	39.974	22.865	18.567	1'58.181	259,6	14:48'28.699
3	33.709	34.577	21.796	18.542	1'48.624	268,0	14:50'17.323
4	33.848	35.107	22.571	18.624	1'50.150	269,3	14:52'07.473
5	33.873	34.877	22.743	20.096	1'51.589	272,0	14:53'59.062
6	33.552	34.278	21.818	18.285	1'47.933	270,0	14:55'46.995
7	33.644	34.237	21.786	18.278	1'47.945	272,0	14:57'34.940

5 GT3 Poland (1'46.291)

Lap	Seg.1	Seg.2	Seg.3	Seg.4	Lap Time	km/h	Local Time
Grzegorz Moczulski							
1		40.800	26.515	20.598			14:46'56.651
2	35.054	34.917	22.310	19.227	1'51.508	262,1	14:48'48.159
3	33.643	33.950	21.813	18.111	1'47.517	270,7	14:50'35.676
4	33.033	33.740	21.995	17.876	1'46.644	272,0	14:52'22.320
5	32.930	33.665	21.762	17.934	1'46.291	273,4	14:54'08.611
6	33.166	34.056	21.960	17.998	1'47.180	275,5	14:55'55.791
7	33.050	35.220	24.300	29.174	2'01.744P	274,8	14:57'57.535

6 VSR (1'43.408)

Lap	Seg.1	Seg.2	Seg.3	Seg.4	Lap Time	km/h	Local Time
Stephane Tribaudini							
1		37.375	23.867	20.193			14:45'23.719
2	35.072	34.508	21.729	18.236	1'49.545	266,7	14:47'13.264
3	33.350	33.394	24.083	18.560	1'49.387	270,0	14:49'02.651
4	33.168	33.393	22.528	17.980	1'47.069	274,1	14:50'49.720
5	32.935	32.881	20.627	17.765	1'44.208	267,3	14:52'33.928
6	32.220	32.515	21.016	17.657	1'43.408	274,1	14:54'17.336
7	32.269	35.648	29.886	20.698	1'58.501	274,1	14:56'15.837
8	32.511	40.664	25.911	17.707	1'56.793	272,0	14:58'12.630

8 Rexal FFF Racing Team (1'45.790)

Lap	Seg.1	Seg.2	Seg.3	Seg.4	Lap Time	km/h	Local Time
Donovan Privitelio							
1		47.570	26.022	24.521			14:46'31.833
2	39.924	40.602	27.026	20.104	2'07.656	263,4	14:48'39.489
3	35.569	34.114	21.892	17.991	1'49.566	270,0	14:50'29.055
4	32.706	36.392	22.204	18.108	1'49.410	272,0	14:52'18.465
5	32.909	33.591	21.318	17.972	1'45.790	272,0	14:54'04.255
6	35.144	38.259	28.823	18.140	2'00.366	276,2	14:56'04.621
7	33.055	34.119	21.697	17.885	1'46.756	272,7	14:57'51.377

9 Target Racing (1'45.089)

Lap	Seg.1	Seg.2	Seg.3	Seg.4	Lap Time	km/h	Local Time
Dmitry Gvazava							
1		38.107	23.138	19.631			14:42'09.448

2	36.185	35.715	22.426	18.241	1'52.567	225,9	14:44'02.015
3	35.109	37.994	24.480	18.360	1'55.943	270,0	14:45'57.958
4	34.757	34.646	21.393	18.069	1'48.865	275,5	14:47'46.823
5	32.786	33.162	21.481	17.711	1'45.140	272,7	14:49'31.963
6	32.669	33.218	21.283	17.919	1'45.089	271,4	14:51'17.052
7	32.644	34.381	21.874	17.891	1'46.790	273,4	14:53'03.842
8	32.541	34.499	21.815	19.837	1'48.692	270,0	14:54'52.534
9	33.773	36.836	23.046	18.251	1'51.906	272,7	14:56'44.440
10	33.465	39.636	24.665	18.528	1'56.294	274,1	14:58'40.734

11 Oregon Team (1'44.428)

Lap	Seg.1	Seg.2	Seg.3	Seg.4	Lap Time	km/h	Local Time
Filippo Berto							
1		49.830	30.640	32.976			14:43'14.600
2	2'11.922	35.717	28.716	18.379	3'34.734P		14:46'49.334
3	32.538	33.302	21.552	18.110	1'45.502	272,7	14:48'34.836
4	32.323	33.083	21.279	17.743	1'44.428	272,7	14:50'19.264
5	32.402	33.965	21.821	17.653	1'45.841	275,5	14:52'05.105
6	33.396	34.037	21.819	17.830	1'47.082	274,1	14:53'52.187
7	34.690	33.138	21.162	17.601	1'46.591	274,1	14:55'38.778
8	32.371	33.090	21.311	17.807	1'44.579	275,5	14:57'23.357

12 Boutsen Racing (1'49.937)

Lap	Seg.1	Seg.2	Seg.3	Seg.4	Lap Time	km/h	Local Time
Daniel Waszczinski							
1		40.661	25.421	20.602			14:45'16.434
2	35.382	35.573	24.047	21.906	1'56.908	257,8	14:47'13.342
3	35.567	37.060	25.621	18.957	1'57.205	263,4	14:49'10.547
4	33.997	36.408	22.327	19.778	1'52.510	266,7	14:51'03.057
5	33.823	34.368	23.057	18.689	1'49.937	267,3	14:52'52.994
6	34.062	35.117	22.895	18.654	1'50.728	268,0	14:54'43.722
7	34.423	34.839	22.793	18.849	1'50.904	267,3	14:56'34.626
8	34.274	35.432	22.796	18.782	1'51.284	265,4	14:58'25.910

13 Stephan Guerin (1'45.119)

Lap	Seg.1	Seg.2	Seg.3	Seg.4	Lap Time	km/h	Local Time
Stephan Guerin							
1		40.447	24.290	19.544			14:42'32.351
2	34.826	35.384	33.720	18.503	2'02.433	266,7	14:44'34.784
3	33.764	34.241	22.953	17.976	1'48.934	269,3	14:46'23.718
4	32.977	33.202	38.102	18.291	2'02.572	272,7	14:48'26.290
5	32.578	33.054	21.436	18.051	1'45.119	272,7	14:50'11.409
6	35.479	43.770	46.091	18.164	2'23.504	275,5	14:52'34.913
7	32.902	34.860	23.923	18.262	1'49.947	274,1	14:54'24.860
8	32.755	34.028	28.919	30.980	2'06.682P	271,4	14:56'31.542

18 Leipert Motorsport (1'45.209)

Lap	Seg.1	Seg.2	Seg.3	Seg.4	Lap Time	km/h	Local Time
David-Mihai Serban							
1		41.526	26.371	21.989			14:42'50.744
2	37.190	36.135	24.269	18.551	1'56.145	259,0	14:44'46.889
3	33.125	35.065	21.975	18.137	1'48.302	272,0	14:46'35.191
4	33.091	33.940	21.707	18.086	1'46.824	272,7	14:48'22.015
5	33.038	33.559	21.542	17.760	1'45.899	274,1	14:50'07.914
6	33.629	33.822	21.499	17.733	1'46.683	274,8	14:51'54.597
7	35.680	35.044	22.175	17.731	1'50.630	276,2	14:53'45.227
8	32.763	33.249	21.622	17.575	1'45.209	275,5	14:55'30.436
9	32.656	33.825	22.908	17.718	1'47.107	276,9	14:57'17.543
10	32.674	33.575	21.944	29.126	1'57.319CP	276,2	14:59'14.862

19 Cyril Leimer (1'46.968)

Lap	Seg.1	Seg.2	Seg.3	Seg.4	Lap Time	km/h	Local Time
-----	-------	-------	-------	-------	----------	------	------------

03/11/2022

P = Pits In/Out - C = Lap Time Cancelled

Powered by FICr Perugia Timing

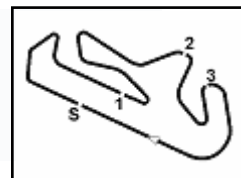
ROGER DUBUIS



SQUADRA CORSE

6th ROUND

5.4



Lamborghini Super Trofeo - Round 6 - Portimao

Super Trofeo Europe - Analysis Qualifying 1

Autodromo Int. do Algarve 4.653 m

2 / 5

Cyril Leimer

Lap	Seg.1	Seg.2	Seg.3	Seg.4	Lap Time	km/h	Local Time
1	50.070	28.757	25.089		14:42'55.540		
2	36.654	36.490	23.808	18.314	1'55.266	248,3	14:44'50.806
3	33.833	33.977	21.513	17.823	1'47.146	272,0	14:46'37.952
4	36.640	35.993	22.408	18.002	1'53.043	275,5	14:48'30.995
5	33.592	33.795	21.459	18.122	1'46.968	274,1	14:50'17.963
6	38.007	35.623	24.005	19.097	1'56.732	275,5	14:52'14.695
7	33.171	33.846	22.222	18.240	1'47.479	275,5	14:54'02.174
8	33.201	33.652	22.398	18.117	1'47.368	276,2	14:55'49.572
9	33.247	33.444	26.431	18.423	1'51.545	274,8	14:57'41.087

Lewis Williamson

Lap	Seg.1	Seg.2	Seg.3	Seg.4	Lap Time	km/h	Local Time
1	40.245	25.836	32.802		14:43'15.917		
2	2'10.320	35.424	28.642	18.207	3'32.593P		14:46'48.510
3	32.528	40.979	24.858	20.170	1'58.535	270,0	14:48'47.045
4	32.284	32.537	20.704	17.670	1'43.195	269,3	14:50'30.240
5	32.047	32.988	32.960	18.415	1'56.410	274,1	14:52'26.650
6	32.084	32.468	20.635	17.735	1'42.922	272,0	14:54'09.572
7	32.898	35.751	23.758	18.438	1'50.845	274,1	14:56'00.417
8	32.277	32.786	22.380	22.963	1'50.406	272,7	14:57'50.823

20 Robert van den Berg (1'44.353)

Lap	Seg.1	Seg.2	Seg.3	Seg.4	Lap Time	km/h	Local Time
Robert van den Berg							
1					14:40'57.358		
2	1'18.927	41.367	25.255	29.706	2'55.255P		14:43'52.613
3	2'05.497	38.140	22.524	18.473	3'24.634P		14:47'17.247
4	33.068	33.594	25.612	18.277	1'50.551	268,7	14:49'07.798
5	33.361	37.486	26.867	19.711	1'57.425	259,6	14:51'05.223
6	33.582	52.478	28.471	17.945	2'12.476	270,7	14:53'17.699
7	32.568	33.222	21.669	17.919	1'45.378	271,4	14:55'03.077
8	37.215	38.268	22.966	17.764	1'56.213	273,4	14:56'59.290
9	32.167	32.858	21.488	17.840	1'44.353	271,4	14:58'43.643

28 Amaury Bonduel (1'43.148)

Lap	Seg.1	Seg.2	Seg.3	Seg.4	Lap Time	km/h	Local Time
Amaury Bonduel							
1		37.952	23.445	18.323			14:42'15.570
2	33.523	35.155	26.313	19.573	1'54.564	265,4	14:44'10.134
3	33.050	36.193	22.791	18.483	1'50.517	272,0	14:46'00.651
4	32.257	32.802	20.616	17.649	1'43.324	274,1	14:47'43.975
5	31.967	32.481	20.671	18.090	1'43.209	274,8	14:49'27.184
6	36.097	38.484	25.098	17.890	1'57.569	266,0	14:51'24.753
7	32.112	32.555	20.827	17.654	1'43.148	274,1	14:53'07.901
8	33.517	39.401	24.879	27.599	2'05.396P	275,5	14:55'13.297

29 Rexal FFF Racing Team (1'43.951)

Lap	Seg.1	Seg.2	Seg.3	Seg.4	Lap Time	km/h	Local Time
Antonin Borga							
1		35.851	22.865	18.373			14:46'01.300
2	33.933	33.693	21.311	17.703	1'46.640	260,9	14:47'47.940
3	32.651	33.121	21.587	18.222	1'45.581	275,5	14:49'33.521
4	32.363	32.935	21.177	17.476	1'43.951	274,8	14:51'17.472
5	32.831	36.879	25.152	18.049	1'52.911	276,2	14:53'10.383
6	32.584	33.924	22.540	25.481	1'54.529P	274,8	14:55'04.912

21 Leipert Motorsport (1'44.851)

Lap	Seg.1	Seg.2	Seg.3	Seg.4	Lap Time	km/h	Local Time
Gabriel Rindone							
1		42.949	26.260	20.649			14:43'31.413
2	36.725	36.718	23.558	18.458	1'55.459	254,1	14:45'26.872
3	33.251	33.471	22.115	18.150	1'46.987	272,7	14:47'13.859
4	34.316	34.713	23.123	18.295	1'50.447	270,7	14:49'04.306
5	32.744	34.107	21.347	18.493	1'46.691	274,1	14:50'50.997
6	32.668	33.997	26.467	17.957	1'51.089	274,8	14:52'42.086
7	32.684	32.972	21.287	17.908	1'44.851	274,1	14:54'26.937
8	32.567	33.029	21.368	18.122	1'45.086	274,1	14:56'12.023
9	32.765	35.445	22.416	18.069	1'48.695	272,0	14:58'00.718

31 Boutsen Racing (1'49.734)

Lap	Seg.1	Seg.2	Seg.3	Seg.4	Lap Time	km/h	Local Time
Francois Grimm							
1		43.965	25.452	20.974			14:43'32.641
2	36.494	36.901	23.154	18.955	1'55.504	259,0	14:45'28.145
3	34.075	34.783	22.599	18.534	1'49.991	268,7	14:47'18.136
4	34.150	34.897	23.517	18.655	1'51.219	270,7	14:49'09.355
5	34.218	38.925	24.430	19.614	1'57.187	270,7	14:51'06.542
6	34.047	34.918	22.143	18.940	1'50.048	269,3	14:52'56.590
7	34.061	34.871	22.288	18.725	1'49.945	270,0	14:54'46.535
8	33.876	34.783	22.321	18.754	1'49.734	271,4	14:56'36.269
9	35.856	39.431	24.663	21.471	2'01.421	270,0	14:58'37.690

22 Micaneq Motorsport ACCR (1'49.395)

Lap	Seg.1	Seg.2	Seg.3	Seg.4	Lap Time	km/h	Local Time
Libor Dvoracek							
1		45.475	30.857	24.937			14:43'11.034
2	37.370	36.052	22.454	19.319	1'55.195	259,6	14:45'06.229
3	34.119	36.037	29.098	19.981	1'59.235	268,7	14:47'05.464
4	34.068	35.343	22.412	19.708	1'51.531	269,3	14:48'56.995
5	40.326	36.412	35.619	21.884	2'14.241	254,1	14:51'11.236
6	34.059	38.007	24.188	18.968	1'55.222	268,7	14:53'06.458
7	34.012	34.685	22.217	18.481	1'49.395	272,0	14:54'55.853
8	33.988	34.522	22.308	27.786	1'58.604P	253,5	14:56'54.457

36 Chab Evolution (1'46.133)

Lap	Seg.1	Seg.2	Seg.3	Seg.4	Lap Time	km/h	Local Time
Charly Bourachot							
1		43.081	24.229	20.266			14:43'57.564
2	35.791	35.958	24.390	18.733	1'54.872	244,3	14:45'52.436
3	33.361	34.138	22.107	17.869	1'47.475	271,4	14:47'39.911
4	32.927	34.275	21.599	18.112	1'46.913	272,7	14:49'26.824
5	33.187	33.381	21.299	18.266	1'46.133	274,8	14:51'12.957
6	32.798	34.608	21.366	18.092	1'46.864	272,0	14:52'59.821
7	33.255	33.389	21.712	18.745	1'47.101	274,1	14:54'46.922
8	33.994	34.745	23.176	20.487	1'52.402	272,7	14:56'39.324
9	33.484	36.979	22.465	18.460	1'51.388	276,2	14:58'30.712

26 Scuderia Tornacum (1'46.822)

Lap	Seg.1	Seg.2	Seg.3	Seg.4	Lap Time	km/h	Local Time
Francois Semoulin							
1		39.515	24.207	19.921			14:42'20.040
2	35.099	35.277	26.884	19.459	1'56.719	259,6	14:44'16.759
3	33.952	33.881	21.783	18.001	1'47.617	270,7	14:46'04.376
4	33.363	34.055	21.457	17.947	1'46.822	269,3	14:47'51.198
5	32.994	34.599	21.520	18.090	1'47.203	272,0	14:49'38.401
6	42.769	41.111	24.770	28.162	2'16.812P	206,9	14:51'55.213

39 Artline Team Georgia (1'46.098)

Lap	Seg.1	Seg.2	Seg.3	Seg.4	Lap Time	km/h	Local Time
Shota Abkazava							
1		39.265	23.780	19.529			14:49'51.207

03/11/2022

P = Pits In/Out - C = Lap Time Cancelled

Powered by FICr Perugia Timing

ROGER DUBUIS

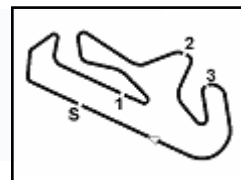




SQUADRA CORSE

6th ROUND

5.4



Lamborghini Super Trofeo - Round 6 - Portimao

Super Trofeo Europe - Analysis Qualifying 1

Autodromo Int. do Algarve 4.653 m

3 / 5

2	35.984	35.192	22.584	18.238	1'51.998	262,8	14:51'43.205	5	31.635	32.729	20.566	19.334	1'44.264	275,5	14:49'26.133
3	33.199	37.461	22.710	18.490	1'51.860	269,3	14:53'35.065	6	31.545	32.261	20.921	17.472	1'42.199	275,5	14:51'08.332
4	32.754	33.584	21.597	18.163	1'46.098	267,3	14:55'21.163	7	34.144	35.507	21.436	24.912	1'55.999P	270,7	14:53'04.331
5	32.624	33.883	21.687	18.070	1'46.264	270,7	14:57'07.427								
6	32.713	51.545	24.848	31.029	2'20.135CP	270,7	14:59'27.562								

63 Cedric Leimer (1'45.649)

Lap	Seg.1	Seg.2	Seg.3	Seg.4	Lap Time	km/h	Local Time
Cedric Leimer							
1		48.781	28.090	38.108			14:43'05.426
2	2'12.187	37.918	22.922	18.333	3'31.360P		14:46'36.786
3	33.814	34.193	21.938	17.888	1'47.833	274,1	14:48'24.619
4	32.875	33.303	21.454	18.017	1'45.649	276,2	14:50'10.268
5	32.605	32.910	1'44.214	271,4	14:49'13.959	273,4	14:52'08.356
6	32.724	33.393	22.360	18.882	1'47.359	273,4	14:51'01.318
7	32.640	32.908	25.974	19.054	1'50.576	274,1	14:52'51.894
8	32.581	33.298	21.699	28.387	1'55.965P	273,4	14:54'47.859

51 Rexal FFF Racing Team (1'44.214)

Lap	Seg.1	Seg.2	Seg.3	Seg.4	Lap Time	km/h	Local Time
Dan Wells							
1		38.699	22.900	27.778			14:42'42.456
2	3'33.522	33.792	22.142	17.833	4'47.289P		14:47'29.745
3	32.605	32.910	21.141	17.558	1'44.214	271,4	14:49'13.959
4	32.724	33.393	22.360	18.882	1'47.359	273,4	14:51'01.318
5	32.640	32.908	25.974	19.054	1'50.576	274,1	14:52'51.894
6	32.581	33.298	21.699	28.387	1'55.965P	273,4	14:54'47.859

54 Target Racing (1'43.257)

Lap	Seg.1	Seg.2	Seg.3	Seg.4	Lap Time	km/h	Local Time
Marzio Moretti							
1		38.123	22.888	18.798			14:42'07.428
2	35.230	34.530	21.408	18.925	1'50.093	235,8	14:43'57.521
3	32.206	32.983	21.040	17.648	1'43.877	271,4	14:45'41.398
4	33.016	33.486	20.807	17.562	1'44.871	274,1	14:47'26.269
5	32.235	37.254	22.667	17.680	1'49.836	274,8	14:49'16.105
6	32.017	33.776	21.633	18.547	1'45.973	274,8	14:51'02.078
7	32.563	33.053	21.161	20.873	1'47.650	274,8	14:52'49.728
8	32.073	32.730	21.022	17.432	1'43.257	274,1	14:54'32.985
9	36.286	37.159	22.581	28.768	2'04.794P	274,8	14:56'37.779

66 Micane Motorsport ACCR (1'43.349)

Lap	Seg.1	Seg.2	Seg.3	Seg.4	Lap Time	km/h	Local Time
Karol Basz							
1		37.878	23.535	18.192			14:46'52.668
2	33.033	34.465	21.635	17.921	1'47.054	273,4	14:48'39.722
3	32.870	32.635	21.520	20.662	1'47.687	275,5	14:50'27.409
4	31.874	32.774	22.492	19.424	1'46.564	278,4	14:52'13.973
5	32.095	32.470	22.106	32.971	1'59.642	277,6	14:54'13.615
6	36.853	36.008	30.336	21.384	2'04.581	277,6	14:56'18.196
7	32.055	32.579	21.250	17.465	1'43.349	278,4	14:58'01.545

69 RD Signs Racing Team (1'48.138)

Lap	Seg.1	Seg.2	Seg.3	Seg.4	Lap Time	km/h	Local Time
Arturs Batraks							
1		42.457	24.561	20.354			14:42'29.793
2	35.706	36.174	23.761	18.762	1'54.403	257,1	14:44'24.196
3	34.615	37.681	22.385	18.351	1'53.032	266,7	14:46'17.228
4	35.173	36.519	23.748	18.585	1'54.025	269,3	14:48'11.253
5	33.737	34.758	22.090	18.196	1'48.781	267,3	14:50'00.034
6	33.722	35.007	22.997	18.790	1'50.516	270,0	14:51'50.550
7	33.469	34.350	22.116	18.203	1'48.138	270,7	14:53'38.688
8	33.711	34.362	22.102	18.517	1'48.692	270,7	14:55'27.380
9	33.560	34.472	22.015	18.122	1'48.169	270,7	14:57'15.549
10	33.354	34.334	22.088	18.057	1'47.833C	270,0	14:59'03.382

55 GT3 Poland (1'46.047)

Lap	Seg.1	Seg.2	Seg.3	Seg.4	Lap Time	km/h	Local Time
Adrian Lewandowski							
1		41.507	24.657	22.334			14:43'17.376
2	35.439	35.502	25.257	19.009	1'55.207	257,1	14:45'12.583
3	34.303	33.729	27.472	19.021	1'54.525	264,7	14:47'07.108
4	35.924	34.438	24.273	18.408	1'53.043	268,7	14:49'00.151
5	34.103	33.787	23.427	18.291	1'49.608	269,3	14:50'49.759
6	33.589	33.315	21.839	17.997	1'46.740	272,0	14:52'36.499
7	33.085	33.467	21.465	18.030	1'46.047	271,4	14:54'22.546
8	33.025	33.091	21.951	18.153	1'46.220	276,2	14:56'08.766
9	33.119	33.663	21.645	18.018	1'46.445	272,0	14:57'55.211

70 Leipert Motorsport (1'48.055)

Lap	Seg.1	Seg.2	Seg.3	Seg.4	Lap Time	km/h	Local Time
Gerhard Watzinger							
1		41.107	24.613	20.312			14:42'45.187
2	35.637	35.720	23.266	19.084	1'53.707	260,9	14:44'38.894
3	33.971	34.040	22.400	18.169	1'48.580	268,7	14:46'27.474
4	33.599	34.349	22.275	19.849	1'50.072	270,7	14:48'17.546
5	33.628	34.306	22.202	18.501	1'48.637	271,4	14:50'06.183
6	33.727	34.069	22.058	18.201	1'48.055	270,7	14:51'54.238
7	45.352	38.198	27.116	18.969	2'09.635	272,0	14:54'03.873
8	33.617	34.494	21.920	29.237	1'59.268P	272,0	14:56'03.141

60 VSR (1'44.163)

Lap	Seg.1	Seg.2	Seg.3	Seg.4	Lap Time	km/h	Local Time
Andrzej Lewandowski							
1		41.315	27.802	20.779			14:44'11.872
2	35.011	35.709	22.778	17.710	1'51.208	269,3	14:46'03.080
3	32.947	33.279	23.244	17.869	1'47.339	275,5	14:47'50.419
4	32.495	32.825	21.281	17.562	1'44.163	276,2	14:49'34.582
5	32.331	33.277	21.490	17.827	1'44.925	276,9	14:51'19.507
6	32.165	33.276	21.892	17.761	1'45.094	278,4	14:53'04.601
7	32.600	34.810	24.715	17.839	1'49.964	274,8	14:54'54.565
8	32.633	33.394	22.430	20.465	1'48.922	279,8	14:56'43.487
9	33.167	38.997	26.272	31.150	2'09.586CP	277,6	14:58'53.073

61 Bonaldi Motorsport (1'41.920)

Lap	Seg.1	Seg.2	Seg.3	Seg.4	Lap Time	km/h	Local Time
Loris Spinelli							
1		35.913	22.220	18.135			14:42'26.324
2	33.998	33.436	23.136	18.845	1'49.415	270,0	14:44'15.739
3	32.431	32.948	21.206	17.625	1'44.210	270,0	14:45'59.949
4	31.817	32.312	20.500	17.291	1'41.920	272,7	14:47'41.869

71 Brutal Fish Racing Team (1'42.368)

Lap	Seg.1	Seg.2	Seg.3	Seg.4	Lap Time	km/h	Local Time
Edoardo Liberati							
1		37.369	24.727	17.894			14:45'40.275
2	33.353	33.081	20.894	17.482	1'44.810	272,0	14:47'25.085
3	31.770	32.335	20.969	17.632	1'42.706	274,1	14:49'07.791
4	33.117	38.660	22.210	18.420	1'52.407	273,4	14:51'00.198
5	31.842	32.349	21.081	17.445	1'42.717	274,8	14:52'42.915
6	34.641	39.301	21.946	18.228	1'54.116	276,2	14:54'37.031

03/11/2022

P = Pits In/Out - C = Lap Time Cancelled

Powered by FICr Perugia Timing

ROGER DUBUIS

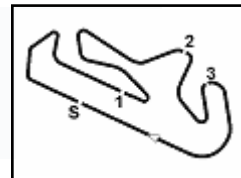




SQUADRA CORSE

6th ROUND

5.4



Lamborghini Super Trofeo - Round 6 - Portimao

Super Trofeo Europe - Analysis Qualifying 1

Autodromo Int. do Algarve 4.653 m

4 / 5

7	31.827	32.579	20.560	17.402	1'42.368	275,5	14:56'19.399
8	36.836	43.336	24.367	17.701	2'02.240	277,6	14:58'21.639

72 Rexal FFF Racing Team (1'54.408)							
Lap	Seg.1	Seg.2	Seg.3	Seg.4	Lap Time	km/h	Local Time
Kumar Prabakaran							
1		45.775	29.275	20.977			14:43'06.909
2	35.506	36.560	23.080	19.262	1'54.408	259,6	14:45'01.317
3	35.463	38.783	24.287	20.185	1'58.718	264,7	14:47'00.035
4	35.523	36.634	1'16.754	21.901	2'50.812	258,4	14:49'50.847
5	38.571	38.792	25.317	20.089	2'02.769	257,1	14:51'53.616
6	41.457	39.362	26.817	30.312	2'17.948P	262,1	14:54'11.564

77 Alfredo Hernandez Ortega (1'54.389)							
Lap	Seg.1	Seg.2	Seg.3	Seg.4	Lap Time	km/h	Local Time
Alfredo Hernandez Ortega							
1		48.894	28.505	22.767			14:42'56.131
2	39.231	39.915	25.102	19.925	2'04.173	245,5	14:45'00.304
3	36.139	39.680	24.569	19.630	2'00.018	264,1	14:47'00.322
4	35.942	36.236	24.220	19.511	1'55.909	261,5	14:48'56.231
5	35.723	35.911	24.292	19.765	1'55.691	266,0	14:50'51.922
6	34.948	36.529	23.502	19.552	1'54.531	270,7	14:52'46.453
7	34.668	36.528	23.878	19.315	1'54.389	266,7	14:54'40.842
8	35.244	36.369	24.099	19.506	1'55.218	265,4	14:56'36.060
9	36.435	37.508	25.089	29.735	2'08.767P	266,0	14:58'44.827

78 VSR (1'45.677)							
Lap	Seg.1	Seg.2	Seg.3	Seg.4	Lap Time	km/h	Local Time
Emanuel Colombini							
1		38.787	26.353	20.496			14:45'54.902
2	39.068	39.464	22.332	18.431	1'59.295	258,4	14:47'54.197
3	33.206	33.190	21.809	17.709	1'45.914	272,0	14:49'40.111
4	33.461	33.323	21.562	18.287	1'46.633	274,1	14:51'26.744
5	32.700	33.341			1'45.677	274,1	14:53'12.421
6	32.585	33.715	21.706	17.867	1'45.873	275,5	14:54'58.294
7	32.886	33.635	27.295	19.395	1'53.211	274,1	14:56'51.505
8	32.686	33.583	22.357	17.690	1'46.316	274,8	14:58'37.821

83 Iron Dames (1'43.424)							
Lap	Seg.1	Seg.2	Seg.3	Seg.4	Lap Time	km/h	Local Time
Michelle Gattig							
1		42.220	29.925	20.989			14:44'30.368
2	43.615	39.577	22.323	18.970	2'04.485	221,3	14:46'34.853
3	36.438	39.669	29.892	36.489	2'22.488	244,3	14:48'57.341
4	46.778	43.542	22.805	18.833	2'11.958	218,2	14:51'09.299
5	34.639	41.322	38.687	28.811	2'23.459	274,1	14:53'32.758
6	32.628	32.970	20.925	17.383	1'43.906	270,0	14:55'16.664
7	32.188	32.699	21.152	17.385	1'43.424	277,6	14:57'00.088
8	32.038	35.072	28.772	19.391	1'55.273C	278,4	14:58'55.361

87 Leipert Motorsport (1'45.716)							
Lap	Seg.1	Seg.2	Seg.3	Seg.4	Lap Time	km/h	Local Time
Jean-Francois Brunot							
1		40.424	23.761	19.957			14:43'48.785
2	35.953	37.614	23.208	18.631	1'55.406	262,1	14:45'44.191
3	33.691	33.885	21.468	17.982	1'47.026	268,7	14:47'31.217
4	32.850	33.267	21.778	17.821	1'45.716	272,0	14:49'16.933
5	33.048	33.598	22.397	17.949	1'46.992	272,7	14:51'03.925
6	33.552	37.643	27.418	18.946	1'57.559	270,7	14:53'01.484
7	34.026	42.678	25.927	18.276	2'00.907	270,7	14:55'02.391
8	33.252	33.587	21.693	18.049	1'46.581	269,3	14:56'48.972
9	33.525	34.550	27.671	18.202	1'53.948	272,0	14:58'42.920

88 Imperiale Racing (1'52.825)							
Lap	Seg.1	Seg.2	Seg.3	Seg.4	Lap Time	km/h	Local Time
Hans Fabri							
1			41.836	26.716	21.056		14:42'21.599
2	36.465	37.714	24.107	19.369	1'57.655	260,9	14:44'19.254
3	35.594	37.511	23.459	20.330	1'56.894	263,4	14:46'16.148
4	35.923	36.493	23.080	19.697	1'55.943	265,4	14:48'12.091
5	35.112	36.246	23.228	19.332	1'53.918	266,0	14:50'06.009
6	35.463	36.500	23.347	19.185	1'54.495	267,3	14:52'00.504
7	35.289	36.747	23.793	19.357	1'55.186	266,7	14:53'55.690
8	35.835	36.716	23.713	19.428	1'55.692	264,7	14:55'51.382
9	34.895	35.623	23.426	18.881	1'52.825	265,4	14:57'44.207

90 GT3 Poland (1'46.519)							
Lap	Seg.1	Seg.2	Seg.3	Seg.4	Lap Time	km/h	Local Time
Holger Harmsen							
1		40.460	24.282	20.355			14:46'59.542
2	35.156	34.607	22.207	20.261	1'52.231	264,1	14:48'51.773
3	34.017	34.589	21.685	18.941	1'49.232	266,7	14:50'41.005
4	33.127	33.730	21.836	18.506	1'47.199	270,0	14:52'28.204
5	33.027	33.432	21.719	18.341	1'46.519	272,7	14:54'14.723
6	33.377	33.545	21.934	18.294	1'47.150	276,9	14:56'01.873
7	33.027	33.746	21.946	19.610	1'48.329	273,4	14:57'50.202

91 Bonaldi Motorsport (1'44.894)							
Lap	Seg.1	Seg.2	Seg.3	Seg.4	Lap Time	km/h	Local Time
Pietro Perolini							
1		38.150	23.409	18.831			14:43'27.310
2	33.930	33.747	29.104	18.148	1'54.929	261,5	14:45'22.239
3	33.321	33.115	21.120	17.730	1'45.286	270,0	14:47'07.525
4	33.654	34.103	22.314	18.935	1'49.006	273,4	14:48'56.531
5	33.571	33.156	25.061	17.749	1'49.537	266,0	14:50'46.068
6	32.907	32.823	21.207	17.957	1'44.894	275,5	14:52'30.962
7	32.386	32.866	21.092	17.814	1'44.158CP	279,8	14:54'15.120
8	33.645	38.088	23.269	18.038	1'53.040P	272,0	14:56'08.160
9	32.418	37.127	23.192	18.578	1'51.315	272,7	14:57'59.475

96 Automobile Tricolore (1'45.504)							
Lap	Seg.1	Seg.2	Seg.3	Seg.4	Lap Time	km/h	Local Time
Raffaele Giannoni							
1		38.027	23.090	19.070			14:42'10.278
2	35.490	36.182	22.825	18.108	1'52.605	241,1	14:44'02.883
3	33.149	33.604	23.572	18.098	1'48.423	272,7	14:45'51.306
4	33.149	33.080	21.263	18.055	1'45.547	270,0	14:47'36.853
5	32.913	33.178	21.376	18.037	1'45.504	274,1	14:49'22.357
6	32.702	33.132	25.126	28.680	1'59.640P	272,7	14:51'21.997
7	2'12.670	34.501	22.600	18.031	3'27.802P		14:54'49.799
8	32.961	33.841	25.178	18.307	1'50.287	273,4	14:56'40.086
9	33.438	36.703	24.142	19.277	1'53.560	274,8	14:58'33.646

97 Leipert Motorsport (1'46.733)							
Lap	Seg.1	Seg.2	Seg.3	Seg.4	Lap Time	km/h	Local Time
Jurgen Krebs							
1		48.560	29.955	21.703			14:43'04.440
2	34.904	35.365	21.810	18.328	1'50.407	260,9	14:44'54.847
3	34.149	34.484	22.677	18.149	1'49.459	271,4	14:46'44.306
4	33.311	35.846	24.661	27.439	2'01.257P	272,0	14:48'45.563
5	1'44.774	36.589	24.491	18.576	3'04.430P		14:51'49.993
6	33.013	33.772	21.719	18.229	1'46.733	276,2	14:53'36.726
7	33.072	34.133	21.845	18.427	1'47.477	276,2	14:55'24.203
8	33.422	34.299	21.803	18.335	1'47.859	274,8	14:57'12.062

03/11/2022

P = Pits In/Out - C = Lap Time Cancelled

Powered by FICr Perugia Timing

ROGER DUBUIS

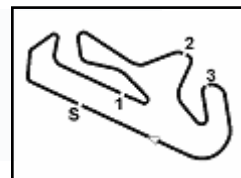




SCUDERIA CORSE

6th ROUND

5.4



Autodromo Int. do Algarve 4.653 m

5 / 5

Lamborghini Super Trofeo - Round 6 - Portimao Super Trofeo Europe - Analysis Qualifying 1

9 33.175 34.217 **21.671** 19.222 1'48.285C 274,8 14:59'00.347

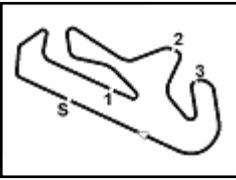
98 Gerard Van der Horst (1'48.440)

Lap	Seg.1	Seg.2	Seg.3	Seg.4	Lap Time	km/h	Local Time
Gerard Van der Horst							
1		41.009	25.054	21.825			14:42'25.369
2	36.854	37.979	24.100	19.299	1'58.232	252,9	14:44'23.601
3	34.185	35.160	23.307	19.321	1'51.973	264,1	14:46'15.574
4	33.858	34.140	21.858	18.596	1'48.452	264,7	14:48'04.026
5	33.557	33.998	22.057	18.828	1'48.440	266,7	14:49'52.466
6	35.452	35.806	23.838	19.887	1'54.983	266,7	14:51'47.449
7	33.828	34.213	22.074	18.618	1'48.733	264,7	14:53'36.182
8	33.361	35.602	24.420	18.505	1'51.888	270,0	14:55'28.070
9	33.719	35.267	25.152	18.906	1'53.044	268,7	14:57'21.114



6th ROUND

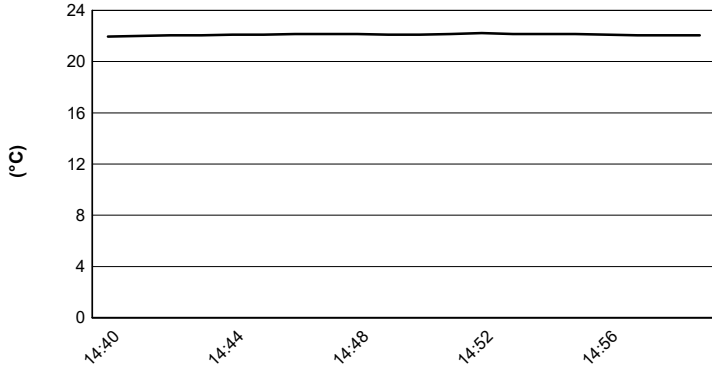
5.5



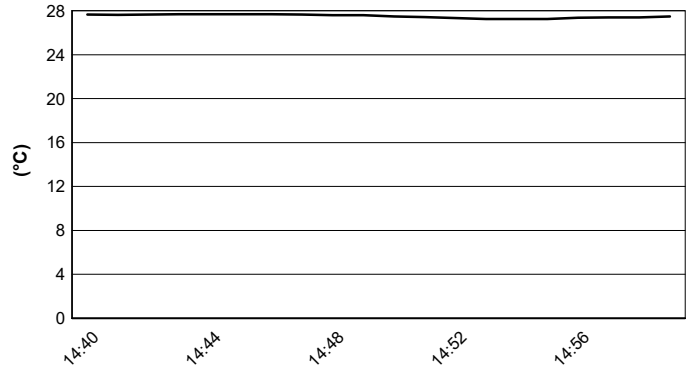
Lamborghini Super Trofeo - Round 6 - Portimao
Super Trofeo Europe - Weather Report Qualifying 1
Session started 14:40 - Session ended 14:59

Autodromo Int. do Algarve 4.653 m


Air Temperature



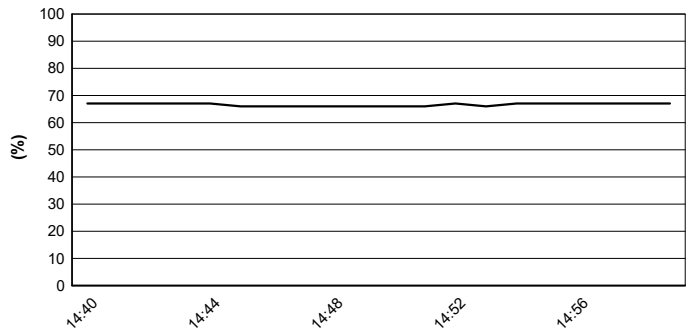
Track Temperature



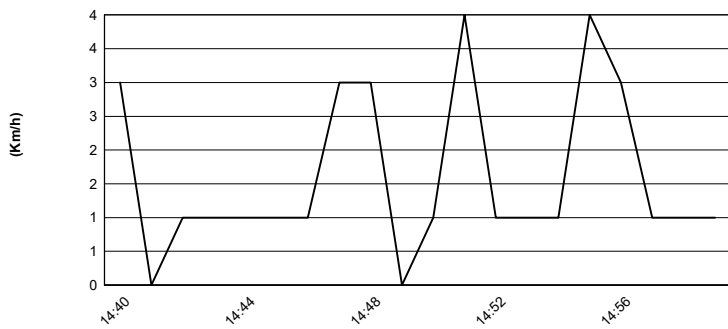
Air Pressure



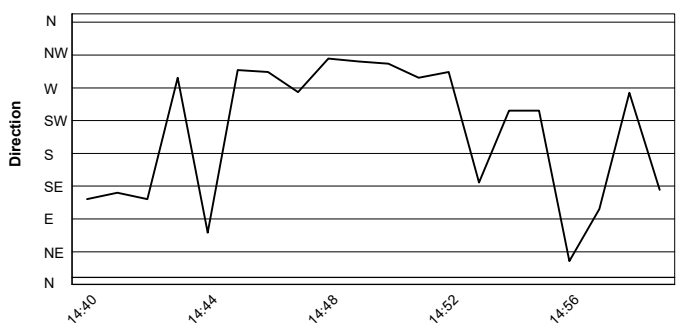
Humidity



Wind Speed



Wind Direction



03/11/2022