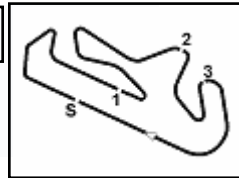


6th ROUND

8.1



Lamborghini Super Trofeo - Round 6 - Portimao

Super Trofeo Europe - Results Race 2

Autodromo Int. do Algarve 4.653 m

Laps 26 = 120,978 km - Avg 144,643 km/h - Race Time 50'11.003

1 / 2

No.	Driver 1 Entrant	Driver 2 Team	Car	Class	Laps	Time	Gap	Rel.	Fastest Lap
1P 61	WEERING Max (NLD) 1'43.665 BONALDI MOTORSPORT	SPINELLI Loris (ITA) Bonaldi Motorsport	Huracán Super Trofeo EVO2	PRO	26	50'11.003		13	1'42.790
2P 83	PIN Doriane (FRA) IRON DAMES	GATTING Michelle (DNK) 1'44.528 Iron Dames	Huracán Super Trofeo EVO2	PRO	26	50'28.195	17.192	17.192	8 1'43.485
3	D'AURIA Jean-Luc (CHE) VSR	TRIBAUDINI Stephane (FRA) 1'44.950 VSR	Huracán Super Trofeo EVO2	PRO	26	50'36.495	25.492	8.300	8 1'43.753
4P 28	BONDUEL Amaury (FRA) AMAURY BONDUEL	BDR Competition	Huracán Super Trofeo EVO2	PRO	26	50'36.907	25.904	0.412	8 1'44.096
5	FORMANEK Bronek (CZE) 1'46.715 MICANEK MOTORSPORT ACCR	BASZ Karol (POL) Micanek Motorsport ACCR	Huracán Super Trofeo EVO2	PROAM	26	50'54.493	43.490	17.586	12 1'44.641
6	TEEKENS Milan (NLD) TARGET RACING	MORETTI Marzio (ITA) 1'44.756 Target Racing	Huracán Super Trofeo EVO2	PRO	26	50'56.024	45.021	1.531	7 1'43.778
7P 27	CIGLIA Massimo (ITA) 1'46.367 OREGON TEAM	WILLIAMSON Lewis (GBR) Oregon Team	Huracán Super Trofeo EVO2	PROAM	26	50'57.678	46.675	1.654	19 1'44.258
8P 71	RYBA Martin (SVK) 1'47.273 BRUTAL FISH RACING TEAM	LIBERATI Edoardo (ITA) Brutal Fish Racing Team	Huracán Super Trofeo EVO2	PROAM	26	50'59.738	48.735	2.060	25 1'44.013
9	COLOMBINI Emanuel (SMR) 1'46.938 VSR	ZONZINI Emanuele (SMR) VSR	Huracán Super Trofeo EVO2	PROAM	26	51'01.650	50.647	1.912	7 1'43.959
10	LEWANDOWSKI Andrzej (POL) VSR	VSR	Huracán Super Trofeo EVO2	AM	26	51'03.132	52.129	1.482	6 1'45.252
11P 51	WELLS Dan (GBR) REXAL FFF RACING TEAM	LEE Oscar (USA) 1'46.629 Rexal FFF Racing Team	Huracán Super Trofeo EVO2	PROAM	26	51'03.322	52.319	0.190	13 1'45.038
12	PEDROSA Daniel (ESP) 1'47.449 REXAL FFF RACING TEAM	BORGA Antonin (CHE) Rexal FFF Racing Team	Huracán Super Trofeo EVO2	PROAM	26	51'04.228	53.225	0.906	12 1'44.366
13	PEROLINI Pietro (ITA) BONALDI MOTORSPORT	BIGLIERI Paolo (ITA) 1'47.430 Bonaldi Motorsport	Huracán Super Trofeo EVO2	PROAM	26	51'13.460	1'02.457	9.232	16 1'45.358
14	WATZINGER Gerhard (USA) 1'49.271 LEIPERT MOTORSPORT	LEITCH Brendon (NZL) Leipert Motorsport	Huracán Super Trofeo EVO2	PROAM	26	51'25.827	1'14.824	12.367	8 1'43.776
15	VAN DEN BERG Robert (NLD) ROBERT VAN DEN BERG	VAN DEN BERG Benjamin (NLD) 1'47.267 HBR motorsport	Huracán Super Trofeo EVO2	PROAM	26	51'25.904	1'14.901	0.077	23 1'45.184
16P 21	RINDONE Gabriel (ITA) LEIPERT MOTORSPORT	Leipert Motorsport	Huracán Super Trofeo EVO2	AM	26	51'31.938	1'20.935	6.034	19 1'46.412
17	PETELET Milane (FRA) TARGET RACING	GVAZAVA Dmitry Target Racing	Huracán Super Trofeo EVO2	PROAM	26	51'33.836	1'22.833	1.898	9 1'44.458
18	55 LEWANDOWSKI Adrian (POL) GT3 POLAND	GT3 Poland	Huracán Super Trofeo EVO2	AM	26	51'43.160	1'32.157	9.324	9 1'46.859
19P 13	GUERIN Stephan (FRA) STEPHAN GUERIN	Arkadia Racing	Huracán Super Trofeo EVO2	AM	26	51'47.213	1'36.210	4.053	23 1'46.757
20	19 LEIMER Cyril (CHE) CYRIL LEIMER	Autovitesse	Huracán Super Trofeo EVO2	AM	26	51'49.103	1'38.100	1.890	18 1'46.950
21	96 GIANNONI Raffaele (ITA) AUTOMOBILE TRICOLORE	Automobile Tricolore	Huracán Super Trofeo EVO2	AM	25	50'06.526	1 Lap	1 Lap	7 1'47.476
22P 87	BRUNOT Jean-Francois (USA) LEIPERT MOTORSPORT	LI Kerong (USA) 1'48.690 Leipert Motorsport	Huracán Super Trofeo EVO2	PROAM	25	50'10.653	1 Lap	4.127	22 1'46.817
23	97 ESKELINEN Mikko (FIN) 1'47.790 LEIPERT MOTORSPORT	KREBS Jurgen (CHE) Leipert Motorsport	Huracán Super Trofeo EVO2	AM	25	50'11.220	1 Lap	0.567	18 1'47.643
24	5 MOCZULSKI Grzegorz (POL) GT3 POLAND	GT3 Poland	Huracán Super Trofeo EVO2	AM	25	50'29.137	1 Lap	17.917	10 1'47.965
25	69 BUTKEVICIUS Audrius (LTU) RD SIGNS RACING TEAM	BATRAKS Arturs (LVA) 1'48.715 RD Signs Racing Team	Huracán Super Trofeo EVO2	AM	25	50'40.140	1 Lap	11.003	11 1'48.350
26	26 SEMOULIN Francois (BEL) 1'50.375 SCUDERIA TORNACUM	SEMOULIN Benoit (BEL) Semspeed	Huracán Super Trofeo EVO2	LC	25	50'48.993	1 Lap	8.853	8 1'48.001
27	90 HARMSEN Holger (DEU) GT3 POLAND	GT3 Poland	Huracán Super Trofeo EVO2	AM	25	50'50.594	1 Lap	1.601	8 1'47.473
28	2 FELIGIONI Pierre (FRA) 1'50.751 BOUTSEN RACING	DUBELLY Elie (FRA) Boutsen Racing	Huracán Super Trofeo EVO2	AM	25	51'12.225	1 Lap	21.631	10 1'47.897
29	98 VAN DER HORST Gerard (NLD) GERARD VAN DER HORST	Van der Horst Motorsport	Huracán Super Trofeo EVO2	LC	24	50'39.586	2 Laps	1 Lap	9 1'51.518
30	88 FABRI Hans (NLD) IMPERIALE RACING	Imperiale Racing	Huracán Super Trofeo EVO2	LC	24	50'48.082	2 Laps	8.496	18 1'54.277
31	77 HERNANDEZ ORTEGA Alfredo (MEX) ALFREDO HERNANDEZ ORTEGA	BDR Competition	Huracán Super Trofeo EVO2	LC	24	51'42.159	2 Laps	54.077	8 1'57.249
32	72 PRABAKARAN Kumar (MYS) REXAL FFF RACING TEAM	Rexal FFF Racing Team	Huracán Super Trofeo EVO2	LC	23	50'40.441	3 Laps	1 Lap	8 1'55.630
33	22 WAGNER Kurt (DEU) 1'53.753 MICANEK MOTORSPORT ACCR	DVORACEK Libor (CZE) Micanek Motorsport ACCR	Huracán Super Trofeo EVO2	LC	22	50'35.107	4 Laps	1 Lap	19 1'50.146
----- Not Classified -----									
RETP 18	SERBAN David-Mihai (ROU) LEIPERT MOTORSPORT	Leipert Motorsport	Huracán Super Trofeo EVO2	PRO	14	31'33.738	12 Laps	7	1'46.536
RET 63	LEIMER Cedric (CHE) CEDRIC LEIMER	Autovitesse	Huracán Super Trofeo EVO2	AM	13	27'25.024	13 Laps	11	1'46.794

Clerk of the Course : Delcio Santos

Race Director : Alain Adam

04/11/2022 Start 13:23 End 14:17

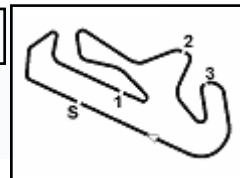
Powered by FICr Perugia Timing

ROGER DUBUIS



6th ROUND

8.1



Lamborghini Super Trofeo - Round 6 - Portimao

Super Trofeo Europe - Results Race 2

Autodromo Int. do Algarve 4.653 m

Laps 12 = 55,836 km - Avg 66,758 km/h - Race Time 27'57.418

2 / 2

RET	36	LEMERET Stephane (FRA) CHAB EVOLUTION	BOURACHOT Charly (FRA) CMR	Huracán Super Trofeo EVO2	PRO	12	27'57.418	14 Laps	10	1'44.824
RET	39	ABKAZAVA Shota (GEO) ARTLINE TEAM GEORGIA	Artline Team Georgia	Huracán Super Trofeo EVO2	AM	12	28'01.636	14 Laps	9	1'47.832
RET	11	BERTO Filippo (ITA) OREGON TEAM	TARABINI Alessandro Lorenzo (ITA) Oregon Team	Huracán Super Trofeo EVO2	PRO	1	2'59.672	25 Laps		
RET	12	WASZCZINSKI Daniel (FRA) BOUTSEN RACING	Boutsen Racing	Huracán Super Trofeo EVO2	LC	0				
RET	8	PRIVITELIO Luciano (SMR) REXAL FFF RACING TEAM	PRIVITELIO Donovan (FRA) Rexal FFF Racing Team	Huracán Super Trofeo EVO2	LC	0				
RET	4	GOSELIN Claude-Yves (FRA) REXAL FFF RACING TEAM	ROSTAN Marc (FRA) Rexal FFF Racing Team	Huracán Super Trofeo EVO2	AM	0				
NS	31	GRIMM Francois (CHE) BOUTSEN RACING	Boutsen Racing	Huracán Super Trofeo EVO2	LC					

Starting: 42 Classified: 33 Not Classified: 0 Retired: 8 Not Started: 1
Fastest Lap N. 13 No. 61 Loris Spinelli Time 1'42.790 Avg. 162,961 Km/h

Humidity:	70%	AIR	24°C
Condition:	DRY	Track	30°C

Penalty and Infringement

13.40	61	Bonaldi Motorsport	10 sec penalty at the end of the race - causing a collision
13.58	71	Brutal Fish Racing Team	5 sec penalty at the end of the race - causing a collision
14.01	18	Leipert Motorsport	1.329 sec penalty at the end of the race - pit stop infringement
14.01	21	Leipert Motorsport	1.434 sec penalty at the end of the race - pit stop infringement
14.01	27	Oregon Team	0.363 sec penalty at the end of the race - pit stop infringement
14.02	28	Amaury Bonduel	1.029 sec penalty at the end of the race - pit stop infringement
14.02	61	Bonaldi Motorsport	0.480 sec penalty at the end of the race - pit stop infringement
14.02	83	Iron Dames	1.707 sec penalty at the end of the race - pit stop infringement
14.03	87	Leipert Motorsport	1.518 sec penalty at the end of the race - pit stop infringement
14.09	13	Stephan Guerin	5 sec penalty at the end of the race - track limits
14.16	51	Rexal FFF Racing Team	5 sec penalty at the end of the race - causing a collision

Clerk of the Course : Delcio Santos

Race Director : Alain Adam

04/11/2022 Start 13:23 End 14:17

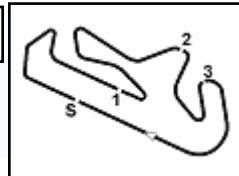
Powered by FICr Perugia Timing

ROGER DUBUIS



6th ROUND

8.2



Lamborghini Super Trofeo - Round 6 - Portimao

Super Trofeo Europe - Result by Class Race 2

Autodromo Int. do Algarve 4.653 m

1 / 2

AM Cup

Laps 26 = 120,978 km - Avg 142,182 km/h - Race Time 51'03.132

No.	Driver 1 Entrant	Driver 2 Team	Car	Laps	Time	Gap	Rel.	Fastest Lap
1	60 LEWANDOWSKI Andrzej (POL) VSR	VSR	Huracán Super Trofeo EVO2	26	51'03.132		6	1'45.252
2P	21 RINDONE Gabriel (ITA) LEIPERT MOTORSPORT	Leipert Motorsport	Huracán Super Trofeo EVO2	26	51'31.938	28.806	28.806	19 1'46.412
3	55 LEWANDOWSKI Adrian (POL) GT3 POLAND	GT3 Poland	Huracán Super Trofeo EVO2	26	51'43.160	40.028	11.222	9 1'46.859
4P	13 GUERIN Stephan (FRA) STEPHAN GUERIN	Arkadia Racing	Huracán Super Trofeo EVO2	26	51'47.213	44.081	4.053	23 1'46.757
5	19 LEIMER Cyril (CHE) CYRIL LEIMER	Autovitesse	Huracán Super Trofeo EVO2	26	51'49.103	45.971	1.890	18 1'46.950
6	96 GIANNONI Raffaele (ITA) AUTOMOBILE TRICOLORE	Automobile Tricolore	Huracán Super Trofeo EVO2	25	50'06.526	1 Lap	1 Lap	7 1'47.476
7	97 ESKELINEN Mikko (FIN) 1'47.790 LEIPERT MOTORSPORT	KREBS Jurgen (CHE) Leipert Motorsport	Huracán Super Trofeo EVO2	25	50'11.220	1 Lap	4.694	18 1'47.643
8	5 MOCZULSKI Grzegorz (POL) GT3 POLAND	GT3 Poland	Huracán Super Trofeo EVO2	25	50'29.137	1 Lap	17.917	10 1'47.965
9	69 BUTKEVICIUS Audrius (LTU) RD SIGNS RACING TEAM	BATRAKS Arturs (LVA) 1'48.715 RD Signs Racing Team	Huracán Super Trofeo EVO2	25	50'40.140	1 Lap	11.003	11 1'48.350
10	90 HARMSEN Holger (DEU) GT3 POLAND	GT3 Poland	Huracán Super Trofeo EVO2	25	50'50.594	1 Lap	10.454	8 1'47.473
11	2 FELIGIONI Pierre (FRA) 1'50.751 BOUTSEN RACING	DUBELLY Elie (FRA) Boutsen Racing	Huracán Super Trofeo EVO2	25	51'12.225	1 Lap	21.631	10 1'47.897
----- Not Classified -----								
RET	63 LEIMER Cedric (CHE) CEDRIC LEIMER	Autovitesse	Huracán Super Trofeo EVO2	13	27'25.024	13 Laps		11 1'46.794
RET	39 ABKAZAVA Shota (GEO) ARTLINE TEAM GEORGIA	Artline Team Georgia	Huracán Super Trofeo EVO2	12	28'01.636	14 Laps		9 1'47.832
RET	4 GOSSELIN Claude-Yves (FRA) REXAL FFF RACING TEAM	ROSTAN Marc (FRA) Rexal FFF Racing Team	Huracán Super Trofeo EVO2	0				

Starting: 14 Classified: 11 Not Classified: 0 Retired: 3 Not Started: 0

Fastest Lap N. 6 No. 60 Andrzej Lewandowski Time 1'45.252 Avg. 159,149 Km/h

LC Cup

Laps 25 = 116,325 km - Avg 137,347 km/h - Race Time 50'48.993

No.	Driver 1 Entrant	Driver 2 Team	Car	Laps	Time	Gap	Rel.	Fastest Lap
1	26 SEMOULIN Francois (BEL) 1'50.375 SCUDERIA TORNACUM	SEMOULIN Benoit (BEL) Semspeed	Huracán Super Trofeo EVO2	25	50'48.993		8	1'48.001
2	98 VAN DER HORST Gerard (NLD) GERARD VAN DER HORST	Van der Horst Motorsport	Huracán Super Trofeo EVO2	24	50'39.586	1 Lap	1 Lap	9 1'51.518
3	88 FABRI Hans (NLD) IMPERIALE RACING	Imperiale Racing	Huracán Super Trofeo EVO2	24	50'48.082	1 Lap	8.496	18 1'54.277
4	77 HERNANDEZ ORTEGA Alfredo (MEX) ALFREDO HERNANDEZ ORTEGA	BDR Competition	Huracán Super Trofeo EVO2	24	51'42.159	1 Lap	54.077	8 1'57.249
5	72 PRABAKARAN Kumar (MYS) REXAL FFF RACING TEAM	Rexal FFF Racing Team	Huracán Super Trofeo EVO2	23	50'40.441	2 Laps	1 Lap	8 1'55.630
6	22 WAGNER Kurt (DEU) 1'53.753 MICANEK MOTORSPORT ACCR	DVORACEK Libor (CZE) MicaneK Motorsport ACCR	Huracán Super Trofeo EVO2	22	50'35.107	3 Laps	1 Lap	19 1'50.146
----- Not Classified -----								
RET	12 WASZCZINSKI Daniel (FRA) BOUTSEN RACING	Boutsen Racing	Huracán Super Trofeo EVO2	0				
RET	8 PRIVITELIO Luciano (SMR) REXAL FFF RACING TEAM	PRIVITELIO Donovan (FRA) Rexal FFF Racing Team	Huracán Super Trofeo EVO2	0				
NS	31 GRIMM Francois (CHE) BOUTSEN RACING	Boutsen Racing	Huracán Super Trofeo EVO2					

Starting: 9 Classified: 6 Not Classified: 0 Retired: 2 Not Started: 1

Fastest Lap N. 8 No. 26 Benoit Semoulin Time 1'48.001 Avg. 155,099 Km/h

Clerk of the Course : Delcio Santos

Race Director : Alain Adam

04/11/2022	Start 13:23	End 14:17
------------	----------------	--------------

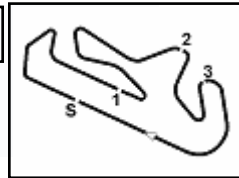
Powered by FICr Perugia Timing

ROGER DUBUIS



6th ROUND

8.2



Lamborghini Super Trofeo - Round 6 - Portimao

Super Trofeo Europe - Result by Class Race 2

Autodromo Int. do Algarve 4.653 m
2 / 2

PRO Cup

Laps 26 = 120,978 km - Avg 144,643 km/h - Race Time 50'11.003

No.	Driver 1 Entrant	Driver 2 Team	Car	Laps	Time	Gap	Rel.	Fastest Lap
1P 61	WEERING Max (NLD) 1'43.665 BONALDI MOTORSPORT	SPINELLI Loris (ITA) Bonaldi Motorsport	Huracán Super Trofeo EVO2	26	50'11.003		13	1'42.790
2P 83	PIN Doriane (FRA) IRON DAMES	GATTING Michelle (DNK) 1'44.528 Iron Dames	Huracán Super Trofeo EVO2	26	50'28.195	17.192	17.192	8 1'43.485
3	6 D'AURIA Jean-Luc (CHE) VSR	TRIBAUDINI Stephane (FRA) 1'44.950 VSR	Huracán Super Trofeo EVO2	26	50'36.495	25.492	8.300	8 1'43.753
4P 28	BONDUEL Amaury (FRA) AMAURY BONDUEL	BDR Competition	Huracán Super Trofeo EVO2	26	50'36.907	25.904	0.412	8 1'44.096
5	54 TEEKENS Milan (NLD) TARGET RACING	MORETTI Marzio (ITA) 1'44.756 Target Racing	Huracán Super Trofeo EVO2	26	50'56.024	45.021	19.117	7 1'43.778
----- Not Classified -----								
RETP 18	SERBAN David-Mihai (ROU) LEIPERT MOTORSPORT	Leipert Motorsport	Huracán Super Trofeo EVO2	14	31'33.738	12 Laps	7	1'46.536
RET 36	LEMERET Stephane (FRA) CHAB EVOLUTION	BOURACHOT Charly (FRA) CMR	Huracán Super Trofeo EVO2	12	27'57.418	14 Laps	10	1'44.824
RET 11	BERTO Filippo (ITA) OREGON TEAM	TARABINI Alessandro Lorenzo (ITA) Oregon Team	Huracán Super Trofeo EVO2	1	2'59.672	25 Laps		

Starting: 8 Classified: 5 Not Classified: 0 Retired: 3 Not Started: 0
Fastest Lap N. 13 No. 61 Loris Spinelli Time 1'42.790 Avg. 162,961 Km/h

PRO AM Cup

Laps 26 = 120,978 km - Avg 142,584 km/h - Race Time 50'54.493

No.	Driver 1 Entrant	Driver 2 Team	Car	Laps	Time	Gap	Rel.	Fastest Lap
1	66 FORMANEK Bronek (CZE) 1'46.715 MICANEK MOTORSPORT ACCR	BASZ Karol (POL) MicaneK Motorsport ACCR	Huracán Super Trofeo EVO2	26	50'54.493		12	1'44.641
2P 27	CIGLIA Massimo (ITA) 1'46.367 OREGON TEAM	WILLIAMSON Lewis (GBR) Oregon Team	Huracán Super Trofeo EVO2	26	50'57.678	3.185	3.185	19 1'44.258
3P 71	RYBA Martin (SVK) 1'47.273 BRUTAL FISH RACING TEAM	LIBERATI Edoardo (ITA) Brutal Fish Racing Team	Huracán Super Trofeo EVO2	26	50'59.738	5.245	2.060	25 1'44.013
4	78 COLOMBINI Emanuel (SMR) 1'46.938 VSR	ZONZINI Emanuele (SMR) VSR	Huracán Super Trofeo EVO2	26	51'01.650	7.157	1.912	7 1'43.959
5P 51	WELLS Dan (GBR) REXAL FFF RACING TEAM	LEE Oscar (USA) 1'46.629 Rexal FFF Racing Team	Huracán Super Trofeo EVO2	26	51'03.322	8.829	1.672	13 1'45.038
6	29 PEDROSA Daniel (ESP) 1'47.449 REXAL FFF RACING TEAM	BORGA Antonin (CHE) Rexal FFF Racing Team	Huracán Super Trofeo EVO2	26	51'04.228	9.735	0.906	12 1'44.366
7	91 PEROLINI Pietro (ITA) BONALDI MOTORSPORT	BIGLIERI Paolo (ITA) 1'47.430 Bonaldi Motorsport	Huracán Super Trofeo EVO2	26	51'13.460	18.967	9.232	16 1'45.358
8	70 WATZINGER Gerhard (USA) 1'49.271 LEIPERT MOTORSPORT	LEITCH Brendon (NZL) Leipert Motorsport	Huracán Super Trofeo EVO2	26	51'25.827	31.334	12.367	8 1'43.776
9	20 VAN DEN BERG Robert (NLD) ROBERT VAN DEN BERG	VAN DEN BERG Benjamin (NLD) 1'47.267 HBR motorsport	Huracán Super Trofeo EVO2	26	51'25.904	31.411	0.077	23 1'45.184
10	9 PETELET Milane (FRA) TARGET RACING	GVAZAVA Dmitry Target Racing	Huracán Super Trofeo EVO2	26	51'33.836	39.343	7.932	9 1'44.458
11P 87	BRUNOT Jean-Francois (USA) LEIPERT MOTORSPORT	LI Kerong (USA) 1'48.690 Leipert Motorsport	Huracán Super Trofeo EVO2	25	50'10.653	1 Lap	1 Lap	22 1'46.817

Starting: 11 Classified: 11 Not Classified: 0 Retired: 0 Not Started: 0
Fastest Lap N. 8 No. 70 Brendon Leitch Time 1'43.776 Avg. 161,413 Km/h

Humidity:	70%	AIR	24°C
Condition:	DRY	Track	30°C

Clerk of the Course : Delcio Santos

Race Director : Alain Adam

	Start	End
04/11/2022	13:23	14:17

Powered by FICr Perugia Timing

ROGER DUBUIS

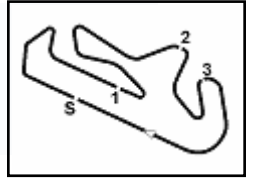




6th ROUND

Lamborghini Super Trofeo - Round 6 - Portimao
Super Trofeo Europe - Lap Chart Race 2

8.4



Autodromo Int. do Algarve 4.653 m

	Lap																										
	1	2	3	4	5	6	7	8	9	10	11	12	13	14	15	16	17	18	19	20	21	22	23	24	25	26	
1	83	83	83	83	83	83	83	83	83	83	83	83	83	83	83	61	61	61	61	61	61	61	61	61	61	61	61
2	70	70	70	70	70	70	70	70	70	70	70	70	70	70	70	83	83	83	83	83	83	83	83	83	83	83	83
3	54	54	54	54	54	54	54	54	54	54	54	54	54	54	78	70	6	6	6	6	28	28	28	28	28	28	28
4	6	6	6	6	6	6	6	6	6	6	6	6	6	6	78	78	61	6	28	28	28	6	6	6	6	6	6
5	36	36	36	36	36	61	61	61	61	78	78	78	6	97	54	28	78	78	78	78	78	78	9	9	9	9	66
6	61	61	61	61	61	78	78	78	78	28	28	9	9	26	6	78	70	9	9	9	9	9	78	66	66	71	71
7	78	78	78	78	78	28	28	28	28	9	9	28	21	2	28	9	9	9	60	60	66	66	66	78	71	54	54
8	28	28	28	28	28	9	9	9	9	61	60	21	97	61	9	60	60	60	70	66	60	54	54	71	54	27	27
9	9	9	9	9	9	60	60	60	60	60	55	63	26	6	60	54	54	54	54	54	71	71	54	27	51	51	51
10	60	60	60	60	60	66	66	66	66	18	21	20	20	28	51	66	66	66	66	71	71	51	51	27	51	78	78
11	66	66	66	66	66	18	18	18	18	18	55	18	55	2	9	66	51	51	71	71	51	51	27	27	51	78	60
12	18	18	18	18	18	51	51	51	51	21	63	97	5	60	71	71	71	71	51	51	27	27	60	60	60	60	29
13	51	51	51	51	51	55	55	55	55	66	20	26	69	51	27	27	27	27	27	27	29	29	29	29	29	29	91
14	55	55	55	55	55	21	21	19	27	63	19	2	63	66	29	29	29	29	29	29	70	70	70	91	91	70	70
15	21	21	21	21	21	19	19	27	71	51	97	5	61	27	91	91	91	91	91	91	91	91	91	70	70	20	20
16	19	19	19	19	19	71	71	71	19	19	26	69	28	71	21	21	21	21	21	21	21	21	21	21	20	21	21
17	71	71	71	71	71	63	27	21	21	20	2	87	60	29	55	55	55	55	20	20	20	20	20	20	21	9	9
18	63	63	63	63	63	27	63	63	63	27	87	61	51	21	20	20	20	20	55	55	55	55	55	13	13	13	13
19	96	96	96	96	96	96	96	96	96	96	71	90	88	27	91	96	96	13	13	13	13	13	13	13	55	55	55
20	27	27	27	27	27	29	29	29	29	20	90	39	60	66	55	19	19	19	19	19	19	19	19	19	19	19	19
21	29	29	29	29	29	90	20	20	29	97	5	51	71	20	13	13	96	96	96	96	96	96	96	96	96	96	96
22	90	90	90	90	90	20	90	90	91	26	69	27	29	96	97	97	97	97	97	97	97	97	97	97	97	97	97
23	20	20	20	20	20	91	91	91	90	39	88	66	55	19	26	26	87	87	87	87	87	87	87	87	87	87	87
24	91	91	91	91	91	97	97	97	97	2	98	71	91	13	2	2	2	5	5	5	5	5	5	5	5	5	5
25	39	97	97	97	97	13	13	13	13	96	61	18	18	90	90	90	26	26	26	26	26	26	69	69	69	69	69
26	97	39	39	39	39	26	26	26	26	29	72	29	19	87	87	87	5	2	69	69	69	69	26	26	26	26	26
27	13	13	13	13	13	39	39	39	39	87	51	91	96	5	5	5	69	69	2	90	90	90	90	90	90	90	90
28	26	26	26	26	26	2	2	2	2	91	27	19	13	69	69	69	90	90	90	2	2	2	2	2	2	2	2
29	2	2	2	2	2	87	87	87	87	13	66	96	90	98	98	98	98	98	98	98	98	98	98	98	98	98	98
30	87	87	87	87	87	69	69	5	5	5	71	13	87	88	88	88	88	88	88	88	88	88	88	88	88	88	88
31	88	88	88	88	88	88	5	69	69	69	29	90	98	18	77	77	77	77	77	77	77	77	77	77	77	77	77
32	77	77	77	77	77	5	88	88	88	88	91	98	88	77	72	72	72	72	72	72	72	72	72	72	72	72	72
33	72	72	72	72	72	77	77	98	98	98	96	77	77	72	22	22	22	22	22	22	22	22	22	22	22	22	22
34	5	69	69	69	69	72	98	77	77	72	13	36	72	22	22	22	22	22	22	22	22	22	22	22	22	22	22
35	69	98	98	98	98	98	72	72	72	72	77	77	39	22	22	22	22	22	22	22	22	22	22	22	22	22	22
36	98	5	5	5	5	36	36	36	36	36	36	36	72	22	22	22	22	22	22	22	22	22	22	22	22	22	22
37	11	22	22	22	22	22	22	22	22	22	22	22	22	22	22	22	22	22	22	22	22	22	22	22	22	22	22
38	22	22	22	22	22	22	22	22	22	22	22	22	22	22	22	22	22	22	22	22	22	22	22	22	22	22	22

Final Result		
1	61 BONALDI MOTORSP	Laps 26
2	83 IRON DAMES (P)	17.192
3	6 VSR	25.492
4	28 AMAURY BONDUDEL (25.904
5	66 MICANEK MOTORSP	43.490
6	54 TARGET RACING	45.021
7	27 OREGON TEAM (P)	46.675
8	71 BRUTAL FISH RACIN	48.735
9	78 VSR	50.647
10	60 VSR	52.129
11	51 REXAL FFF RACING	52.319
12	29 REXAL FFF RACING	53.225
13	91 BONALDI MOTORSP	1'02.457
14	70 LEIPERT MOTORSP	1'14.824
15	20 ROBERT VAN DEN B	1'14.901
16	21 LEIPERT MOTORSP	1'20.935
17	9 TARGET RACING	1'22.833
18	55 GT3 POLAND	1'32.157
19	13 STEPHAN GUERIN (P	1'36.210
20	19 CYRIL LEIMER	1'38.100
21	96 AUTOMOBILE TRICO	1 Lap
22	87 LEIPERT MOTORSP	1 Lap
23	97 LEIPERT MOTORSP	1 Lap
24	5 GT3 POLAND	1 Lap
25	69 RD SIGNS RACING T	1 Lap
26	26 SCUDERIA TORNACU	1 Lap
27	90 GT3 POLAND	1 Lap
28	2 BOUTSEN RACING	1 Lap
29	98 GERARD VAN DER H	2 Laps
30	88 IMPERIALE RACING	2 Laps
31	77 ALFREDO HERNAND	2 Laps
32	72 REXAL FFF RACING	3 Laps
33	22 MICANEK MOTORSP	4 Laps
RET	18 LEIPERT MOTORSP	12 Laps
RET	63 CEDRIC LEIMER	13 Laps
RET	36 CHAB EVOLUTION	14 Laps
RET	39 ARTLINE TEAM GEO	14 Laps
RET	11 OREGON TEAM	25 Laps
RET	12 BOUTSEN RACING	
RET	8 REXAL FFF RACING	
RET	4 REXAL FFF RACING	
NS	31 BOUTSEN RACING	

Powered by FICr Perugia Timing

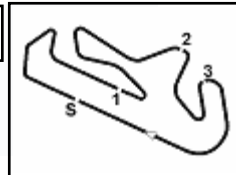
ROGER DUBUIS





6th ROUND

8.5



Lamborghini Super Trofeo - Round 6 - Portimao

Super Trofeo Europe - Sectors and Speed Race 2

Autodromo Int. do Algarve 4.653 m

1 / 2

RESULTS

1	61 BONALDI MOTORSPORT	Huracán Super Trofeo EVO2	Laps 26
2	83 IRON DAMES	Huracán Super Trofeo EVO2	17.192
3	6 VSR	Huracán Super Trofeo EVO2	25.492
4	28 AMAURY BONDUEL	Huracán Super Trofeo EVO2	25.904
5	66 MICANEK MOTORSPORT AC	Huracán Super Trofeo EVO2	43.490
6	54 TARGET RACING	Huracán Super Trofeo EVO2	45.021
7	27 OREGON TEAM	Huracán Super Trofeo EVO2	46.675
8	71 BRUTAL FISH RACING TEAM	Huracán Super Trofeo EVO2	48.735
9	78 VSR	Huracán Super Trofeo EVO2	50.647
10	60 VSR	Huracán Super Trofeo EVO2	52.129
11	51 REXAL FFF RACING TEAM	Huracán Super Trofeo EVO2	52.319
12	29 REXAL FFF RACING TEAM	Huracán Super Trofeo EVO2	53.225
13	91 BONALDI MOTORSPORT	Huracán Super Trofeo EVO2	1'02.457
14	70 LEIPERT MOTORSPORT	Huracán Super Trofeo EVO2	1'14.824
15	20 ROBERT VAN DEN BERG	Huracán Super Trofeo EVO2	1'14.901
16	21 LEIPERT MOTORSPORT	Huracán Super Trofeo EVO2	1'20.935
17	9 TARGET RACING	Huracán Super Trofeo EVO2	1'22.833
18	55 GT3 POLAND	Huracán Super Trofeo EVO2	1'32.157
19	13 STEPHAN GUERIN	Huracán Super Trofeo EVO2	1'36.210
20	19 CYRIL LEIMER	Huracán Super Trofeo EVO2	1'38.100
21	96 AUTOMOBILE TRICOLORE	Huracán Super Trofeo EVO2	1 Lap
22	87 LEIPERT MOTORSPORT	Huracán Super Trofeo EVO2	1 Lap
23	97 LEIPERT MOTORSPORT	Huracán Super Trofeo EVO2	1 Lap
24	5 GT3 POLAND	Huracán Super Trofeo EVO2	1 Lap
25	69 RD SIGNS RACING TEAM	Huracán Super Trofeo EVO2	1 Lap
26	26 SCUDERIA TORNACUM	Huracán Super Trofeo EVO2	1 Lap
27	90 GT3 POLAND	Huracán Super Trofeo EVO2	1 Lap
28	2 BOUTSEN RACING	Huracán Super Trofeo EVO2	1 Lap
29	98 GERARD VAN DER HORST	Huracán Super Trofeo EVO2	2 Laps
30	88 IMPERIALE RACING	Huracán Super Trofeo EVO2	2 Laps
31	77 ALFREDO HERNANDEZ ORT	Huracán Super Trofeo EVO2	2 Laps
32	72 REXAL FFF RACING TEAM	Huracán Super Trofeo EVO2	3 Laps
33	22 MICANEK MOTORSPORT AC	Huracán Super Trofeo EVO2	4 Laps
RET	18 LEIPERT MOTORSPORT	Huracán Super Trofeo EVO2	12 Laps
RET	63 CEDRIC LEIMER	Huracán Super Trofeo EVO2	13 Laps
RET	36 CHAB EVOLUTION	Huracán Super Trofeo EVO2	14 Laps
RET	39 ARTLINE TEAM GEORGIA	Huracán Super Trofeo EVO2	14 Laps
RET	11 OREGON TEAM	Huracán Super Trofeo EVO2	25 Laps
RET	4 REXAL FFF RACING TEAM	Huracán Super Trofeo EVO2	
RET	8 REXAL FFF RACING TEAM	Huracán Super Trofeo EVO2	
RET	12 BOUTSEN RACING	Huracán Super Trofeo EVO2	
NS	31 BOUTSEN RACING	Huracán Super Trofeo EVO2	

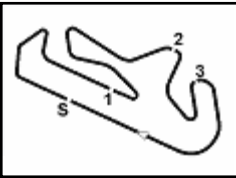
SPEED

1	61 BONALDI MOTORSPORT	Huracán Super Trofeo EVO2	281,3
2	91 BONALDI MOTORSPORT	Huracán Super Trofeo EVO2	281,3
3	66 MICANEK MOTORSPORT AC	Huracán Super Trofeo EVO2	279,8
4	83 IRON DAMES	Huracán Super Trofeo EVO2	279,1
5	97 LEIPERT MOTORSPORT	Huracán Super Trofeo EVO2	279,1
6	60 VSR	Huracán Super Trofeo EVO2	279,1
7	63 CEDRIC LEIMER	Huracán Super Trofeo EVO2	278,4
8	71 BRUTAL FISH RACING TEAM	Huracán Super Trofeo EVO2	278,4
9	90 GT3 POLAND	Huracán Super Trofeo EVO2	277,6
10	27 OREGON TEAM	Huracán Super Trofeo EVO2	276,9
11	51 REXAL FFF RACING TEAM	Huracán Super Trofeo EVO2	276,9
12	96 AUTOMOBILE TRICOLORE	Huracán Super Trofeo EVO2	276,9
13	29 REXAL FFF RACING TEAM	Huracán Super Trofeo EVO2	276,9
14	18 LEIPERT MOTORSPORT	Huracán Super Trofeo EVO2	276,9
15	36 CHAB EVOLUTION	Huracán Super Trofeo EVO2	276,2
16	9 TARGET RACING	Huracán Super Trofeo EVO2	276,2
17	54 TARGET RACING	Huracán Super Trofeo EVO2	276,2
18	19 CYRIL LEIMER	Huracán Super Trofeo EVO2	276,2
19	6 VSR	Huracán Super Trofeo EVO2	276,2
20	78 VSR	Huracán Super Trofeo EVO2	275,5
21	28 AMAURY BONDUEL	Huracán Super Trofeo EVO2	275,5
22	21 LEIPERT MOTORSPORT	Huracán Super Trofeo EVO2	275,5
23	70 LEIPERT MOTORSPORT	Huracán Super Trofeo EVO2	275,5
24	20 ROBERT VAN DEN BERG	Huracán Super Trofeo EVO2	274,8
25	5 GT3 POLAND	Huracán Super Trofeo EVO2	274,8
26	13 STEPHAN GUERIN	Huracán Super Trofeo EVO2	274,1
27	55 GT3 POLAND	Huracán Super Trofeo EVO2	274,1
28	26 SCUDERIA TORNACUM	Huracán Super Trofeo EVO2	272,7
29	2 BOUTSEN RACING	Huracán Super Trofeo EVO2	272,7
30	87 LEIPERT MOTORSPORT	Huracán Super Trofeo EVO2	272,0
31	69 RD SIGNS RACING TEAM	Huracán Super Trofeo EVO2	272,0
32	39 ARTLINE TEAM GEORGIA	Huracán Super Trofeo EVO2	271,4
33	22 MICANEK MOTORSPORT AC	Huracán Super Trofeo EVO2	271,4
34	88 IMPERIALE RACING	Huracán Super Trofeo EVO2	268,0
35	77 ALFREDO HERNANDEZ ORT	Huracán Super Trofeo EVO2	268,0
36	98 GERARD VAN DER HORST	Huracán Super Trofeo EVO2	266,0
37	72 REXAL FFF RACING TEAM	Huracán Super Trofeo EVO2	262,8



6th ROUND

8.5



Lamborghini Super Trofeo - Round 6 - Portimao
Super Trofeo Europe - Sectors and Speed Race 2

Autodromo Int. do Algarve 4.653 m

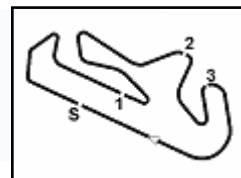
2 / 2

SEG. 1			SEG. 2			SEG. 3			SEG. 4						
1	61	BONALDI MOTORSPOR	31.936	1	61	BONALDI MOTORSPOR	32.422	1	61	BONALDI MOTORSPOR	20.760	1	71	BRUTAL FISH RACING	17.414
2	70	LEIPERT MOTORSPOR	32.047	2	83	IRON DAMES	32.609	2	83	IRON DAMES	20.844	2	61	BONALDI MOTORSPOR	17.428
3	54	TARGET RACING	32.149	3	54	TARGET RACING	32.646	3	6	VSR	20.903	3	66	MICANEK MOTORSPOR	17.491
4	71	BRUTAL FISH RACING	32.183	4	6	VSR	32.646	4	70	LEIPERT MOTORSPOR	20.953	4	78	VSR	17.514
5	6	VSR	32.216	5	70	LEIPERT MOTORSPOR	32.725	5	54	TARGET RACING	20.982	5	29	REXAL FFF RACING TE	17.518
6	83	IRON DAMES	32.228	6	9	TARGET RACING	32.810	6	71	BRUTAL FISH RACING	21.008	6	83	IRON DAMES	17.586
7	78	VSR	32.236	7	71	BRUTAL FISH RACING	32.843	7	28	AMAURY BONDUEL	21.049	7	36	CHAB EVOLUTION	17.589
8	66	MICANEK MOTORSPOR	32.259	8	27	OREGON TEAM	32.880	8	27	OREGON TEAM	21.080	8	70	LEIPERT MOTORSPOR	17.651
9	27	OREGON TEAM	32.306	9	28	AMAURY BONDUEL	32.928	9	29	REXAL FFF RACING TE	21.088	9	54	TARGET RACING	17.655
10	36	CHAB EVOLUTION	32.322	10	78	VSR	33.008	10	78	VSR	21.097	10	6	VSR	17.657
11	28	AMAURY BONDUEL	32.367	11	51	REXAL FFF RACING TE	33.013	11	13	STEPHAN GUERIN	21.244	11	27	OREGON TEAM	17.674
12	29	REXAL FFF RACING TE	32.388	12	20	ROBERT VAN DEN BER	33.063	12	91	BONALDI MOTORSPOR	21.264	12	28	AMAURY BONDUEL	17.674
13	9	TARGET RACING	32.400	13	29	REXAL FFF RACING TE	33.088	13	66	MICANEK MOTORSPOR	21.270	13	51	REXAL FFF RACING TE	17.694
14	20	ROBERT VAN DEN BER	32.521	14	66	MICANEK MOTORSPOR	33.103	14	36	CHAB EVOLUTION	21.290	14	20	ROBERT VAN DEN BER	17.776
15	51	REXAL FFF RACING TE	32.556	15	60	VSR	33.118	15	9	TARGET RACING	21.301	15	97	LEIPERT MOTORSPOR	17.781
16	60	VSR	32.633	16	91	BONALDI MOTORSPOR	33.154	16	51	REXAL FFF RACING TE	21.321	16	18	LEIPERT MOTORSPOR	17.786
17	91	BONALDI MOTORSPOR	32.663	17	36	CHAB EVOLUTION	33.197	17	60	VSR	21.346	17	9	TARGET RACING	17.798
18	13	STEPHAN GUERIN	32.769	18	21	LEIPERT MOTORSPOR	33.489	18	20	ROBERT VAN DEN BER	21.449	18	60	VSR	17.817
19	21	LEIPERT MOTORSPOR	32.921	19	55	GT3 POLAND	33.502	19	18	LEIPERT MOTORSPOR	21.471	19	91	BONALDI MOTORSPOR	17.845
20	18	LEIPERT MOTORSPOR	32.935	20	13	STEPHAN GUERIN	33.507	20	21	LEIPERT MOTORSPOR	21.479	20	21	LEIPERT MOTORSPOR	17.848
21	87	LEIPERT MOTORSPOR	33.001	21	63	CEDRIC LEIMER	33.550	21	55	GT3 POLAND	21.530	21	26	SCUDERIA TORNACUM	17.939
22	19	CYRIL LEIMER	33.059	22	19	CYRIL LEIMER	33.671	22	87	LEIPERT MOTORSPOR	21.540	22	87	LEIPERT MOTORSPOR	17.975
23	63	CEDRIC LEIMER	33.070	23	18	LEIPERT MOTORSPOR	33.700	23	90	GT3 POLAND	21.675	23	13	STEPHAN GUERIN	17.980
24	55	GT3 POLAND	33.112	24	87	LEIPERT MOTORSPOR	33.743	24	19	CYRIL LEIMER	21.732	24	5	GT3 POLAND	17.986
25	97	LEIPERT MOTORSPOR	33.132	25	96	AUTOMOBILE TRICOLO	33.821	25	39	ARTLINE TEAM GEORG	21.759	25	63	CEDRIC LEIMER	17.996
26	39	ARTLINE TEAM GEORG	33.209	26	97	LEIPERT MOTORSPOR	33.836	26	26	SCUDERIA TORNACUM	21.767	26	19	CYRIL LEIMER	18.016
27	90	GT3 POLAND	33.210	27	5	GT3 POLAND	33.944	27	69	RD SIGNS RACING TEA	21.770	27	55	GT3 POLAND	18.103
28	96	AUTOMOBILE TRICOLO	33.292	28	2	BOUTSEN RACING	34.143	28	63	CEDRIC LEIMER	21.772	28	96	AUTOMOBILE TRICOLO	18.121
29	26	SCUDERIA TORNACUM	33.346	29	90	GT3 POLAND	34.169	29	2	BOUTSEN RACING	21.796	29	2	BOUTSEN RACING	18.290
30	69	RD SIGNS RACING TEA	33.417	30	69	RD SIGNS RACING TEA	34.185	30	97	LEIPERT MOTORSPOR	21.893	30	90	GT3 POLAND	18.301
31	5	GT3 POLAND	33.430	31	39	ARTLINE TEAM GEORG	34.278	31	96	AUTOMOBILE TRICOLO	21.972	31	39	ARTLINE TEAM GEORG	18.320
32	2	BOUTSEN RACING	33.550	32	26	SCUDERIA TORNACUM	34.347	32	22	MICANEK MOTORSPOR	22.011	32	69	RD SIGNS RACING TEA	18.320
33	22	MICANEK MOTORSPOR	33.836	33	22	MICANEK MOTORSPOR	34.635	33	5	GT3 POLAND	22.039	33	22	MICANEK MOTORSPOR	18.537
34	98	GERARD VAN DER HO	34.392	34	98	GERARD VAN DER HO	34.774	34	98	GERARD VAN DER HO	22.456	34	98	GERARD VAN DER HO	19.114
35	88	IMPERIALE RACING	35.131	35	88	IMPERIALE RACING	36.211	35	88	IMPERIALE RACING	23.246	35	88	IMPERIALE RACING	19.460
36	72	REXAL FFF RACING TE	35.261	36	72	REXAL FFF RACING TE	36.675	36	72	REXAL FFF RACING TE	23.307	36	77	ALFREDO HERNANDE	19.594
37	77	ALFREDO HERNANDE	35.315	37	77	ALFREDO HERNANDE	36.738	37	77	ALFREDO HERNANDE	23.828	37	72	REXAL FFF RACING TE	19.597
38	4	REXAL FFF RACING TE	45.616	38	11	OREGON TEAM	55.307	38	11	OREGON TEAM	32.583				
39	12	BOUTSEN RACING	45.845	39	12	BOUTSEN RACING	56.402								
40	11	OREGON TEAM	55.485												



6th ROUND

8.6



Lamborghini Super Trofeo - Round 6 - Portimao

Super Trofeo Europe - Analysis Race 2

Autodromo Int. do Algarve 4.653 m

Start at 13:23'08.064

1 / 9

2 Boutsen Racing (1'47.897)							
Lap	Seg.1	Seg.2	Seg.3	Seg.4	Lap Time	km/h	Local Time
Elie Dubelly							
1		38.091	23.943	27.334	2'11.271		13:25'19.335
2	1'03.269	50.188	34.412	27.454	2'55.323	160,7	13:28'14.658
3	1'00.738	43.031	32.271	26.841	2'42.881	180,6	13:30'57.539
4	54.987	40.546	24.186	23.853	2'23.572	160,2	13:33'21.111
5	42.587	36.497	28.380	20.129	2'07.593	161,9	13:35'28.704
6	34.415	35.579	22.233	18.496	1'50.723	270,0	13:37'19.427
7	33.689	34.170	22.036	18.497	1'48.392	270,7	13:39'07.819
8	33.719	34.361	21.817	18.332	1'48.229	272,7	13:40'56.048
9	33.817	34.372	21.796	18.333	1'48.318	272,7	13:42'44.366
10	33.592	34.143	21.809	18.353	1'47.897	268,7	13:44'32.263
11	33.550	34.162	22.148	18.643	1'48.503	271,4	13:46'20.766
12	33.896	34.551	22.137	18.290	1'48.874	268,7	13:48'09.640
13	33.837	34.930	22.055	18.413	1'49.235	270,7	13:49'58.875
14	34.225	34.517	21.985	25.760	1'56.487P	269,3	13:51'55.362
Pierre Feligioni							
15	2'04.175	35.283	22.365	18.964	3'20.787P		13:55'16.149
16	34.388	34.964	22.375	19.024	1'50.751	266,0	13:57'06.900
17	35.490	35.184	23.320	20.097	1'54.091	264,7	13:59'00.991
18	38.907	36.302	23.996	19.911	1'59.116	263,4	14:01'00.107
19	35.641	35.043	22.414	19.236	1'52.334	264,7	14:02'52.441
20	34.873	35.061	34.264	19.378	2'03.576	268,0	14:04'56.017
21	35.918	34.933	22.428	19.003	1'52.282	253,5	14:06'48.299
22	34.600	35.101	22.500	19.476	1'51.677	266,7	14:08'39.976
23	34.476	34.886	23.689	19.297	1'52.348	266,0	14:10'32.324
24	36.100	36.835	23.927	19.290	1'56.152	265,4	14:12'28.476
25	34.439	35.294	22.926	19.154	1'51.813	265,4	14:14'20.289
Race Time 51'12.225							

2	55.117	55.604	30.950	26.781	2'48.452	164,6	13:27'51.174
3	52.426	52.983	29.837	24.615	2'39.861	151,3	13:30'31.035
4	49.612	45.474	25.868	22.979	2'23.933	217,7	13:32'54.968
5	42.528	43.355	27.138	27.727	2'20.748	221,3	13:35'15.716
6	32.744	32.988	20.903	17.708	1'44.343	270,7	13:37'00.059
7	32.373	33.043	20.992	17.716	1'44.124	272,7	13:38'44.183
8	32.216	32.646	21.170	17.721	1'43.753	273,4	13:40'27.936
9	32.251	32.768	21.330	17.722	1'44.071	274,1	13:42'12.007
10	32.566	32.771	21.651	17.750	1'44.738	274,1	13:43'56.745
11	33.502	33.055	21.266	17.732	1'45.555	276,2	13:45'42.300
12	32.488	33.100	21.252	17.889	1'44.729	273,4	13:47'27.029
Stephane Tribaudini							
13	32.614	33.188	21.421	24.160	1'51.383P	272,7	13:49'18.412
14	2'04.086	34.789	21.604	17.988	3'18.467P		13:52'36.879
15	33.034	33.529	21.264	18.149	1'45.976	272,0	13:54'22.855
16	33.415	33.271	21.526	17.999	1'46.211	271,4	13:56'09.066
17	33.519	33.112	21.579	17.659	1'45.869	274,1	13:57'54.935
18	32.657	33.219	21.233	17.907	1'45.016	270,7	13:59'39.951
19	32.747	33.236	21.417	17.676	1'45.076	273,4	14:01'25.027
20	32.987	33.887	21.605	17.748	1'46.227	272,7	14:03'11.254
21	32.699	33.222	21.431	17.729	1'45.081	273,4	14:04'56.335
22	34.052	33.243	21.515	17.657	1'46.467	274,1	14:06'42.802
23	32.613	33.237	21.889	18.010	1'45.749	273,4	14:08'28.551
24	32.801	33.673	21.241	17.745	1'45.460	272,7	14:10'14.011
25	32.614	33.126	21.292	17.918	1'44.950	274,1	14:11'58.961
26	33.421	33.166	21.297	17.714	1'45.598	272,7	14:13'44.559
Race Time 50'36.495							

5 GT3 Poland (1'47.965)							
Lap	Seg.1	Seg.2	Seg.3	Seg.4	Lap Time	km/h	Local Time
Grzegorz Moczulski							
1		37.840	24.683	32.703	2'17.591P		13:25'25.655
2	1'34.428	35.310	23.160	23.843	2'56.741P		13:28'22.396
3	1'04.048	41.624	30.870	26.755	2'43.297	205,3	13:31'05.693
4	56.634	43.594	25.363	21.144	2'26.735	181,5	13:33'32.428
5	41.424	37.649	24.350	19.330	2'02.753	176,5	13:35'35.181
6	36.984	34.966	22.879	18.054	1'52.883	264,1	13:37'28.064
7	34.552	34.447	22.284	18.009	1'49.292	273,4	13:39'17.356
8	33.941	34.383	22.144	18.176	1'48.644	274,1	13:41'06.000
9	33.473	34.326	22.388	18.146	1'48.333	272,0	13:42'54.333
10	33.430	34.098	22.222	18.215	1'47.965	272,0	13:44'42.298
11	33.848	33.944	22.840	18.021	1'48.653	272,7	13:46'30.951
12	33.445	34.271	22.338	17.986	1'48.040	273,4	13:48'18.991
13	34.301	35.042	22.679	26.124	1'58.146P	270,0	13:50'17.137
14	2'06.180	34.741	22.287	19.165	3'22.373P		13:53'39.510
15	33.981	34.282	22.238	18.119	1'48.620	266,0	13:55'28.130
16	33.623	34.146	22.264	18.125	1'48.158	269,3	13:57'16.288
17	33.568	34.098	22.442	18.199	1'48.307	270,0	13:59'04.595
18	34.089	34.416	22.446	18.130	1'49.081	271,4	14:00'53.676
19	33.839	34.034	22.693	18.209	1'48.775	269,3	14:02'42.451
20	33.461	34.298	22.534	18.287	1'48.580	272,0	14:04'31.031
21	33.650	35.057	22.362	18.143	1'49.212	274,8	14:06'20.243
22	33.457	34.340	22.718	18.290	1'48.805	270,0	14:08'09.048
23	33.800	35.093	22.107	18.214	1'49.214	270,0	14:09'58.262
24	33.554	35.271	22.039	18.151	1'49.015	271,4	14:11'47.277
25	34.336	35.319	22.186	18.083	1'49.924	270,0	14:13'37.201
Race Time 50'29.137							

9 Target Racing (1'44.458)							
Lap	Seg.1	Seg.2	Seg.3	Seg.4	Lap Time	km/h	Local Time
Milane Petelet							
1			33.983	21.882	26.673	1'58.516	13:25'06.580
2	55.046	56.658	31.639	26.955	2'50.298	173,6	13:27'56.878
3	51.358	52.258	30.670	24.683	2'38.969	185,9	13:30'35.847
4	49.618	44.842	25.689	23.870	2'24.019	175,9	13:32'59.866
5	41.662	42.461	27.263	26.982	2'18.368	218,6	13:35'18.234
6	33.055	33.077	21.453	17.913	1'45.498	276,2	13:37'03.732
7	32.523	32.867	21.301	17.798	1'44.489	273,4	13:38'48.221
8	32.498	32.849	21.317	17.806	1'44.470	270,7	13:40'32.691
9	32.400	32.810	21.430	17.818	1'44.458	274,8	13:42'17.149
10	32.413	33.132	21.570	17.889	1'45.004	276,2	13:44'02.153
11	32.465	33.162	21.428	17.829	1'44.884	275,5	13:45'47.037
12	32.631	33.227	21.425	17.820	1'45.103	274,8	13:47'32.140
13	32.683	33.197	21.464	24.248	1'51.592P	268,0	13:49'23.732
14	2'02.861	35.038	22.069	18.280	3'18.248P		13:52'41.980
15	33.235	34.874	21.776	18.208	1'48.093	266,7	13:54'30.073
16	33.589	33.558	21.734	18.232	1'47.113	274,1	13:56'17.186
17	32.896	33.675	21.390	18.184	1'46.145	274,1	13:58'03.331
18	32.788	33.580	21.929	18.402	1'46.699	267,3	13:59'50.030
19	33.820	33.320	21.712	17.908	1'46.760	268,0	14:01'36.790
20	32.926	33.581	21.543	17.940	1'45.990	271,4	14:03'22.780
21	32.662	33.937	21.951	18.077	1'46.627	268,0	14:05'09.407
22	32.896	33.619	22.259	17.847	1'46.621	268,7	14:06'56.028
23	33.574	33.421	21.780	18.009	1'46.784	268,0	14:08'42.812
24	32.797	33.905	21.719	18.130	1'46.551	272,7	14:10'29.363
25	32.873	33.362	21.596	17.894	1'45.725	269,3	14:12'15.088
26	34.000	35.193			2'26.812	271,4	14:14'41.900
Race Time 51'33.836							

6 VSR (1'43.753)							
Lap	Seg.1	Seg.2	Seg.3	Seg.4	Lap Time	km/h	Local Time
Jean-Luc D'Auria							
1		34.049	21.240	25.271	1'54.658		13:25'02.722

11 Oregon Team							
Lap	Seg.1	Seg.2	Seg.3	Seg.4	Lap Time	km/h	Local Time
Alessandro Lorenzo Tarabini							
1			55.307	32.583	36.297	2'59.672P	13:26'07.736
Race Time 2'59.672							

04/11/2022

P = Pits In/Out - C = Lap Time Cancelled

Powered by FICr Perugia Timing

ROGER DUBUIS

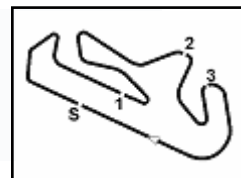




SQUADRA CORSE

6th ROUND

8.6



Lamborghini Super Trofeo - Round 6 - Portimao

Super Trofeo Europe - Analysis Race 2

Autodromo Int. do Algarve 4.653 m

Start at 13:23'08.064

2 / 9

13 Stephan Guerin (1'46.757)

Lap	Seg.1	Seg.2	Seg.3	Seg.4	Lap Time	km/h	Local Time
Stephan Guerin							
1		37.549	23.898	27.002	2'09.881		13:25'17.945
2	1'03.916	49.041	33.853	27.505	2'54.315	167,4	13:28'12.260
3	1'00.759	43.822	32.020	26.016	2'42.617	186,9	13:30'54.877
4	54.970	39.759	23.072	24.332	2'22.133	171,7	13:33'17.010
5	44.012	37.030	28.350	21.423	2'10.815	147,3	13:35'27.825
6	34.580	34.945	21.748	18.580	1'49.853	272,0	13:37'17.678
7	33.491	34.602	22.387	18.559	1'49.039	272,7	13:39'06.717
8	33.250	34.166	21.971	18.552	1'47.939	272,7	13:40'54.656
9	33.217	34.442	21.690	18.272	1'47.976	273,4	13:42'42.632
10	33.295	34.500	21.879	25.920	1'55.594P	272,7	13:44'38.226
11	2'05.247	34.105	21.559	18.255	3'19.166P		13:47'57.392
12	33.185	34.230	21.612	18.314	1'47.341	273,4	13:49'44.733
13	33.564	34.037	21.562	18.248	1'47.411	272,0	13:51'32.144
14	33.689	34.358	22.285	18.415	1'48.747	274,1	13:53'20.891
15	34.231	34.104	21.674	18.270	1'48.279	272,7	13:55'09.170
16	33.852	33.981	22.206	18.312	1'48.351	274,1	13:56'57.521
17	33.548	33.812	21.431	18.542	1'47.333	272,0	13:58'44.854
18	33.255	33.661	21.244	18.684	1'46.844	270,0	14:00'31.698
19	33.132	33.856	21.916	18.873	1'47.777	270,7	14:02'19.475
20	34.985	33.886	21.954	17.980	1'48.805	267,3	14:04'08.280
21	33.810	33.758	21.870	18.065	1'47.503	273,4	14:05'55.783
22	33.241	33.837	21.431	18.433	1'46.942	270,0	14:07'42.725
23	33.370	33.624	21.466	18.297	1'46.757	272,0	14:09'29.482
24	32.769	34.070	22.011	18.243	1'47.093	272,7	14:11'16.575
25	33.204	33.643	21.460	18.480	1'46.787	270,7	14:13'03.362
26	33.212	33.507	21.725	18.471	1'46.915	271,4	14:14'50.277
Race Time 51'42.213 + 5.000Pen							

13	33.963	34.199	22.370	18.546	1'49.078	272,0	13:51'31.037
14	33.899	34.851	22.410	18.215	1'49.375	270,7	13:53'20.412
15	34.061	33.951	22.090	18.323	1'48.425	275,5	13:55'08.837
16	33.627	33.787	22.649	18.183	1'48.246	272,7	13:56'57.083
17	33.810	34.378	22.181	18.146	1'48.515	273,4	13:58'45.598
18	33.147	33.671	21.974	18.158	1'46.950	274,1	14:00'32.548
19	33.059	33.990	21.916	18.158	1'47.123	272,7	14:02'19.671
20	34.044	33.790	22.152	18.367	1'48.353	272,7	14:04'08.024
21	33.134	33.975	22.303	18.613	1'48.025	268,7	14:05'56.049
22	33.307	34.087	21.819	18.190	1'47.403	271,4	14:07'43.452
23	33.694	33.762	21.732	18.016	1'47.204	276,2	14:09'30.656
24	33.390	34.233	22.159	18.278	1'48.060	276,2	14:11'18.716
25	33.349	34.230	22.146	18.462	1'48.187	271,4	14:13'06.903
26	33.370	35.041	22.776	19.077	1'50.264	270,7	14:14'57.167
Race Time 51'49.103							

20 Robert van den Berg (1'45.184)

Lap	Seg.1	Seg.2	Seg.3	Seg.4	Lap Time	km/h	Local Time
Benjamin van den Berg							
1		37.381	22.114	28.198	2'08.221		13:25'16.285
2	1'01.112	50.550	33.048	27.231	2'51.941	166,7	13:28'08.226
3	59.221	46.058	31.762	26.103	2'43.144	146,9	13:30'51.370
4	53.089	40.122	24.062	24.089	2'21.362	181,8	13:33'12.732
5	43.622	38.571	26.955	23.825	2'12.973	136,0	13:35'25.705
6	34.055	34.526	22.399	18.138	1'49.118	270,7	13:37'14.823
7	33.824	33.655	21.612	18.186	1'47.277	272,7	13:39'02.100
8	33.578	33.718	21.923	18.247	1'47.466	274,8	13:40'49.566
9	33.369	33.794	22.014	18.090	1'47.267	272,7	13:42'36.833
10	33.785	34.035	22.397	18.113	1'48.330	271,4	13:44'25.163
11	33.205	33.986	21.917	18.339	1'47.447	272,0	13:46'12.610
12	33.045	33.640	22.566	18.390	1'47.641	270,0	13:48'00.251
13	34.215	33.996	22.054	26.783	1'57.048P	270,0	13:49'57.299
Robert van den Berg							
14	2'05.592	34.272	22.057	18.256	3'20.177P		13:53'17.476
15	33.060	35.120	22.140	18.302	1'48.622	270,0	13:55'06.098
16	32.923	33.919	21.960	17.982	1'46.784	268,7	13:56'52.882
17	32.855	33.144	21.807	17.904	1'45.710	269,3	13:58'38.592
18	32.549	33.063	22.322	18.323	1'46.257	270,7	14:00'24.849
19	33.192	33.292	21.901	18.048	1'46.433	270,0	14:02'11.282
20	32.770	33.445	21.975	17.945	1'46.135	271,4	14:03'57.417
21	32.615	33.120	22.084	17.776	1'45.595	271,4	14:05'43.012
22	33.058	33.161	21.789	17.843	1'45.851	270,7	14:07'28.863
23	32.521	33.335	21.449	17.879	1'45.184	272,0	14:09'14.047
24	32.623	33.838	22.813	17.855	1'47.129	272,7	14:11'01.176
25	33.014	33.559	21.841	17.810	1'46.224	270,7	14:12'47.400
26	32.574	33.212	22.712	18.070	1'46.568	271,4	14:14'33.968
Race Time 51'25.904							

21 Leipert Motorsport (1'46.412)

Lap	Seg.1	Seg.2	Seg.3	Seg.4	Lap Time	km/h	Local Time
Gabriel Rindone							
1		36.003	22.043	25.762	2'02.114		13:25'10.178
2	56.809	54.598	33.108	26.769	2'51.284	159,8	13:28'01.462
3	53.845	50.121	32.159	23.771	2'39.896	181,2	13:30'41.358
4	51.322	42.418	26.248	23.356	2'23.344	168,0	13:33'04.702
5	42.005	41.589	27.460	26.091	2'17.145	192,5	13:35'21.847
6	34.537	33.962	21.546	18.042	1'48.087	268,7	13:37'09.934
7	33.903	33.973	21.479	17.848	1'47.203	274,1	13:38'57.137
8	33.688	36.618	21.672	18.213	1'50.191	271,4	13:40'47.328
9	33.289	34.533	21.603	18.371	1'47.796	275,5	13:42'35.124
10	33.412	33.846	21.838	17.977	1'47.073	273,4	13:44'22.197
11	33.026	33.697	21.583	18.139	1'46.445	274,1	13:46'08.642
12	33.978	33.897	21.900	17.947	1'47.722	272,0	13:47'56.364
13	33.290	33.841	21.985	25.818	1'54.934P	274,8	13:49'51.298
14	2'03.223	33.925	21.770	18.043	3'16.961P		13:53'08.259

19 Cyril Leimer (1'46.950)

Lap	Seg.1	Seg.2	Seg.3	Seg.4	Lap Time	km/h	Local Time
Cyril Leimer							
1		35.873	22.575	25.454	2'02.652		13:25'10.716
2	57.929	53.813	33.048	26.906	2'51.696	163,9	13:28'02.412
3	55.278	48.553	32.529	23.823	2'40.183	172,5	13:30'42.595
4	51.384	42.952	26.448	22.388	2'23.172	206,9	13:33'05.767
5	42.471	40.779	27.622	25.887	2'16.759	188,5	13:35'22.526
6	34.319	34.116	21.775	18.194	1'48.404	270,7	13:37'10.930
7	33.356	34.141	22.270	18.060	1'47.827	272,7	13:38'58.757
8	33.139	33.987	21.874	18.086	1'47.086	274,1	13:40'45.843
9	33.273	34.116	22.808	18.674	1'48.871	275,5	13:42'34.714
10	33.838	34.837	22.810	18.408	1'49.893	276,2	13:44'24.607
11	33.314	34.179	21.940	24.993	1'54.426P	276,2	13:46'19.033
12	2'08.012	34.439	22.284	18.191	3'22.926P		13:49'41.959

04/11/2022

P = Pits In/Out - C = Lap Time Cancelled

Powered by FICr Perugia Timing

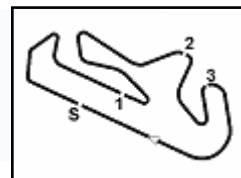
ROGER DUBUIS





6th ROUND

8.6



Lamborghini Super Trofeo - Round 6 - Portimao

Super Trofeo Europe - Analysis Race 2

Autodromo Int. do Algarve 4.653 m

Start at 13:23'08.064

3 / 9

15	33.255	34.569	22.741	18.021	1'48.586	271,4	13:54'56.845	20	34.187	35.566	22.057	18.680	1'50.490	264,1	14:04'36.662
16	33.226	33.489	21.764	18.066	1'46.545	272,0	13:56'43.390	21	34.462	35.381	21.945	18.587	1'50.375	264,7	14:06'27.037
17	33.231	33.997	21.692	18.076	1'46.996	272,0	13:58'30.386	22	34.411	36.438	22.404	18.677	1'51.930	266,7	14:08'18.967
18	33.862	33.968	21.701	18.042	1'47.573	272,0	14:00'17.959	23	34.861	36.413	22.345	18.912	1'52.531	266,0	14:10'11.498
19	32.921	33.637	21.743	18.111	1'46.412	272,7	14:02'04.371	24	35.564	35.802	22.281	19.207	1'52.854	266,7	14:12'04.352
20	33.157	33.679	21.627	18.020	1'46.483	272,0	14:03'50.854	25	35.775	35.260	22.601	19.069	1'52.705	260,9	14:13'57.057
21	33.360	33.750	21.784	18.091	1'46.985	273,4	14:05'37.839								Race Time 50'48.993

27 Oregon Team (1'44.258)

Lap	Seg.1	Seg.2	Seg.3	Seg.4	Lap Time	km/h	Local Time
Massimo Ciglia							
1		35.959	23.077	26.736	2'05.531		13:25'13.595
2	1'00.414	51.724	33.272	26.711	2'52.121	157,0	13:28'05.716
3	57.890	46.997	31.677	25.026	2'41.590	136,7	13:30'47.306
4	52.347	41.924	25.000	22.778	2'22.049	194,9	13:33'09.355
5	43.465	39.283	27.593	24.343	2'14.684	197,4	13:35'24.039
6	34.456	34.239	22.213	17.991	1'48.899	270,7	13:37'12.938
7	33.017	34.080	21.743	18.160	1'47.000	272,0	13:38'59.938
8	33.068	33.601	21.707	17.991	1'46.367	272,0	13:40'46.305
9	33.205	34.044	21.854	18.102	1'47.205	270,0	13:42'33.510
10	33.131	33.917	21.668	25.170	1'53.886P	272,0	13:44'27.396

22 Micanek Motorsport ACCR (1'50.146)

Lap	Seg.1	Seg.2	Seg.3	Seg.4	Lap Time	km/h	Local Time
Kurt Wagner							
1		4'01.866	27.887	32.028	5'46.757P		13:28'54.821
2	4'01.115	39.249	24.516	20.008	5'24.888P		13:34'19.709
3	36.251	36.713	23.510	19.547	1'56.021	267,3	13:36'15.730
4	35.813	36.759	23.326	19.476	1'55.374	268,0	13:38'11.104
5	35.456	36.225	24.003	19.353	1'55.037	267,3	13:40'06.141
6	35.292	36.151	23.328	19.274	1'54.045	267,3	13:42'00.186
7	35.131	35.974	23.271	19.377	1'53.753	267,3	13:43'53.939
8	39.482	37.673	23.466	19.213	1'59.834	247,1	13:45'53.773
9	36.377	36.828	23.359	27.272	2'03.836P	268,0	13:47'57.609
Libor Dvoracek							
10	2'06.371	36.210	24.479	19.394	3'26.454P		13:51'24.063
11	34.520	35.616	22.011	19.168	1'51.315	269,3	13:53'15.378
12	34.495	35.651	23.358	19.031	1'52.535	268,0	13:55'07.913
13	36.575	35.439	23.620	19.245	1'54.879	268,0	13:57'02.792
14	35.075	35.731	22.266	19.083	1'52.155	269,3	13:58'54.947
15	34.412	35.451	23.161	19.104	1'52.128	268,7	14:00'47.075
16	34.189	35.017	22.135	18.871	1'50.212	269,3	14:02'37.287
17	33.963	35.209	22.384	19.023	1'50.579	271,4	14:04'27.866
18	34.254	35.398	22.294	18.761	1'50.707	269,3	14:06'18.573
19	34.127	34.635	22.507	18.877	1'50.146	268,0	14:08'08.719
20	33.836	36.055	22.538	18.537	1'50.966	270,0	14:09'59.685
21	34.252	35.087	22.338	18.763	1'50.440	271,4	14:11'50.125
22	34.862	37.079	22.442	18.663	1'53.046	269,3	14:13'43.171

28 Amaury Bonduel (1'44.096)

Lap	Seg.1	Seg.2	Seg.3	Seg.4	Lap Time	km/h	Local Time
Amaury Bonduel							
1			33.987	21.827	26.460	1'57.967	13:25'06.031
2	54.933	56.675	30.864	27.594	2'50.066	172,0	13:27'56.097
3	51.369	52.372	30.369	24.652	2'38.762	173,9	13:30'34.859
4	49.822	44.953	25.641	23.261	2'23.677	178,2	13:32'58.536
5	42.071	42.929	27.164	27.143	2'19.307	204,2	13:35'17.843
6	32.677	33.462	21.425	17.829	1'45.393	272,7	13:37'03.236
7	32.479	33.091	21.049	17.836	1'44.455	274,1	13:38'47.691
8	32.367	32.928	21.098	17.703	1'44.096	274,1	13:40'31.787
9	32.493	33.060	21.176	17.877	1'44.606	275,5	13:42'16.393
10	32.466	33.079	21.310	17.838	1'44.693	274,8	13:44'01.086
11	32.688	33.366	21.424	17.940	1'45.418	274,8	13:45'46.504
12	32.470	33.177	21.408	23.858	1'50.913P	274,1	13:47'37.417
13	2'02.447	33.724	21.220	17.752	3'15.143P		13:50'52.560
14	32.393	33.088	21.581	17.862	1'44.924	273,4	13:52'37.484
15	32.701	33.654	21.474	17.925	1'45.754	273,4	13:54'23.238
16	33.747	33.490	21.301	17.908	1'46.446	272,7	13:56'09.684
17	33.233	33.367	21.433	17.695	1'45.728	274,1	13:57'55.412
18	32.539	33.380	21.196	17.939	1'45.054	273,4	13:59'40.466
19	32.497	33.523	21.284	17.699	1'45.003	274,1	14:01'25.469
20	32.642	33.351	21.490	17.895	1'45.378	272,7	14:03'10.847
21	32.470	33.250	21.422	17.964	1'45.106	273,4	14:04'55.953
22	33.936	33.254	21.394	17.674	1'46.258	271,4	14:06'42.211

26 Scuderia Tornacum (1'48.001)

Lap	Seg.1	Seg.2	Seg.3	Seg.4	Lap Time	km/h	Local Time
Benoit Semoulin							
1		38.237	23.718	27.186	2'10.557		13:25'18.621
2	1'04.018	49.488	34.467	27.027	2'55.000	169,8	13:28'13.621
3	1'00.893	43.432	32.232	26.591	2'43.148	172,0	13:30'56.769
4	54.834	40.780	24.415	23.504	2'23.533	168,2	13:33'20.302
5	42.443	37.086	28.268	19.975	2'07.772	174,8	13:35'28.074
6	34.557	35.208	22.240	18.115	1'50.120	271,4	13:37'18.194
7	33.349	34.825	22.280	18.312	1'48.766	271,4	13:39'06.960
8	33.511	34.532	21.802	18.156	1'48.001	272,7	13:40'54.961
9	33.526	34.660	21.767	18.144	1'48.097	272,0	13:42'43.058
10	33.425	34.468	21.913	18.338	1'48.144	272,7	13:44'31.202
11	33.583	34.437	22.225	18.261	1'48.506	270,7	13:46'19.708
12	34.127	34.531	22.248	17.939	1'48.845	269,3	13:48'08.553
13	33.346	34.602	21.931	18.228	1'48.107	268,0	13:49'56.660
14	33.663	34.347	22.191	25.004	1'55.205P	270,7	13:51'51.865
Francois Semoulin							
15	2'05.304	36.515	22.304	18.362	3'22.485P		13:55'14.350
16	34.496	35.194	22.046	18.661	1'50.397	266,7	13:57'04.747
17	34.959	38.105	25.359	18.740	1'57.163	266,0	13:59'01.910
18	35.612	35.031	23.469	18.725	1'52.837	268,7	14:00'54.747
19	34.500	35.768	22.367	18.790	1'51.425	266,7	14:02'46.172

04/11/2022

P = Pits In/Out - C = Lap Time Cancelled

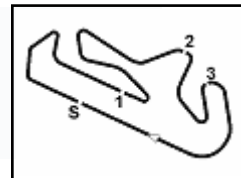
Powered by FICr Perugia Timing

ROGER DUBUIS





6th ROUND

8.6

Lamborghini Super Trofeo - Round 6 - Portimao Super Trofeo Europe - Analysis Race 2

Autodromo Int. do Algarve 4.653 m

Start at 13:23'08.064

4 / 9

23	32.497	33.416	22.303	17.852	1'46.068	274,1	14:08'28.279	9	33.251	34.310	21.880	18.391	1'47.832	271,4	13:42'43.730
24	32.498	33.707	21.063	17.792	1'45.060	273,4	14:10'13.339	10	33.209	34.525	21.909	18.355	1'47.998	270,7	13:44'31.728
25	32.740	33.056	21.559	17.815	1'45.170	274,1	14:11'58.509	11	33.491	34.278	22.235	26.257	1'56.261P	270,7	13:46'27.989
26	32.434	33.177	21.817	18.005	1'45.433	272,7	14:13'43.942	12	2'12.541	51.220	35.830	1'02.120	4'41.711P		13:51'09.700
								Race Time 50'35.878 + 1.029Pen							
								Race Time 28'01.636							

29 Rexal FFF Racing Team (1'44.366)							
Lap	Seg.1	Seg.2	Seg.3	Seg.4	Lap Time	km/h	Local Time
Daniel Pedrosa							
1		36.398	22.807	27.302	2'06.528		13:25'14.592
2	1'00.768	51.155	33.293	26.554	2'51.770	166,7	13:28'06.362
3	58.128	46.947	31.496	25.173	2'41.744	137,9	13:30'48.106
4	52.874	41.320	25.330	22.764	2'22.288	201,1	13:33'10.394
5	43.130	39.202	27.714	24.284	2'14.330	165,9	13:35'24.724
6	34.310	34.717	22.058	18.285	1'49.370	273,4	13:37'14.094
7	33.415	34.377	21.800	18.226	1'47.818	275,5	13:39'01.912
8	33.331	34.010	21.869	18.239	1'47.449	276,9	13:40'49.367
9	33.360	34.717	21.967	18.284	1'48.328	273,4	13:42'37.689
10	33.605	34.378	22.223	26.829	1'57.035P	274,8	13:44'34.724
Antonin Borga							
11	2'01.238	33.695	21.462	18.126	3'14.521P		13:47'49.245
12	32.487	33.088	21.088	17.703	1'44.366	272,0	13:49'33.611
13	33.434	33.401	21.722	17.742	1'46.299	274,1	13:51'19.910
14	32.773	33.453	21.342	17.814	1'45.382	274,1	13:53'05.292
15	32.584	33.883	21.364	17.720	1'45.551	274,1	13:54'50.843
16	32.530	33.307	21.427	17.609	1'44.873	274,1	13:56'35.716
17	32.574	33.400	21.628	17.518	1'45.120	274,1	13:58'20.836
18	32.485	33.788	21.444	17.872	1'45.589	274,1	14:00'06.425
19	32.440	33.392	21.330	17.683	1'44.845	273,4	14:01'51.270
20	32.388	33.541	21.557	18.114	1'45.600	274,8	14:03'36.870
21	32.945	33.706	21.934	17.730	1'46.315	270,7	14:05'23.185
22	32.402	33.660	21.470	17.619	1'45.151	272,0	14:07'08.336
23	32.423	33.603	21.569	18.646	1'46.241	274,1	14:08'54.577
24	32.602	33.431	21.191	17.861	1'45.085	270,7	14:10'39.662
25	32.475	33.869	22.450	17.782	1'46.576	274,1	14:12'26.238
26	32.973	33.722	21.629	17.730	1'46.054	274,1	14:14'12.292
							Race Time 51'04.228

51 Rexal FFF Racing Team (1'45.038)							
Lap	Seg.1	Seg.2	Seg.3	Seg.4	Lap Time	km/h	Local Time
Oscar Lee							
1		34.728	22.006	26.239	2'00.747		13:25'08.811
2	56.164	55.852	31.894	27.025	2'50.935	150,8	13:27'59.746
3	53.695	50.495	30.647	24.138	2'38.975	162,9	13:30'38.721
4	51.247	43.536	26.103	23.299	2'24.185	179,4	13:33'02.906
5	41.751	41.905	27.936	26.601	2'18.193	210,5	13:35'21.099
6	33.541	33.667	21.859	17.935	1'47.002	268,7	13:37'08.101
7	33.155	33.906	21.771	18.129	1'46.961	272,7	13:38'55.062
8	33.119	33.709	21.629	18.172	1'46.629	270,7	13:40'41.691
9	33.244	33.774	21.911	18.071	1'47.000	271,4	13:42'28.691
10	33.254	33.914	22.215	26.034	1'55.417P	272,7	13:44'24.108
Dan Wells							
11	2'01.344	33.428	21.606	17.699	3'14.077P		13:47'38.185
12	32.947	33.442	21.321	17.733	1'45.443	271,4	13:49'23.628
13	32.827	33.013	21.432	17.766	1'45.038	274,8	13:51'08.666
14	32.831	33.658	21.745	17.706	1'45.940	273,4	13:52'54.606
15	32.650	33.199	21.516	17.727	1'45.092	274,8	13:54'39.698
16	33.257	33.595	22.106	17.842	1'46.800	272,7	13:56'26.498
17	32.766	33.466	21.572	17.749	1'45.553	273,4	13:58'12.051
18	33.421	33.481	21.563	17.727	1'46.192	274,1	13:59'58.243
19	32.693	33.327	21.580	17.746	1'45.346	271,4	14:01'43.589
20	33.024	33.738	21.573	17.744	1'46.079	275,5	14:03'29.668
21	32.800	33.415	21.478	17.694	1'45.387	274,8	14:05'15.055
22	32.897	33.944	21.576	17.740	1'46.157	274,1	14:07'01.212
23	32.795	33.600	21.657	17.732	1'45.784	276,9	14:08'46.996
24	32.556	33.982	22.193	17.910	1'46.641	274,8	14:10'33.637
25	33.096	33.548	21.649	17.882	1'46.175	275,5	14:12'19.812
26	32.903	33.264	22.132	18.275	1'46.574	273,4	14:14'06.386
							Race Time 50'58.322 + 5.000Pen

36 Chab Evolution (1'44.824)							
Lap	Seg.1	Seg.2	Seg.3	Seg.4	Lap Time	km/h	Local Time
Stephane Lemeret							
1		33.873	21.572	25.622	1'55.735		13:25'03.799
2	54.811	55.714	30.965	26.841	2'48.331	182,4	13:27'52.130
3	52.293	52.855	30.068	24.818	2'40.034	154,7	13:30'32.164
4	49.559	45.149	26.167	22.815	2'23.690	225,5	13:32'55.854
5	42.432	43.268	27.064	27.720	2'20.484	236,8	13:35'16.338
6	32.893	33.713	3'41.434	18.947	5'06.987	274,1	13:40'23.325
7	33.185	33.309	21.312	17.609	1'45.415	270,7	13:42'08.740
8	32.616	33.198	21.419	18.611	1'45.844	274,8	13:43'54.584
9	33.641	33.968	21.833	17.589	1'47.031	275,5	13:45'41.615
10	32.421	33.197	21.451	17.755	1'44.824	276,2	13:47'26.439
11	32.631	33.217	21.290	17.691	1'44.829	276,2	13:49'11.268
12	32.322	33.692	21.727	26.473	1'54.214P	276,2	13:51'05.482
							Race Time 27'57.418

54 Target Racing (1'43.778)							
Lap	Seg.1	Seg.2	Seg.3	Seg.4	Lap Time	km/h	Local Time
Milan Teekens							
1		34.048	21.303	24.905	1'53.977		13:25'02.041
2	55.063	55.555	31.182	25.928	2'47.728	160,2	13:27'49.769
3	52.947	52.976	29.937	23.833	2'39.693	126,9	13:30'29.462
4	50.130	45.763	25.907	22.639	2'24.439	169,5	13:32'53.901
5	43.008	43.230	27.155	27.954	2'21.347	232,8	13:35'15.248
6	32.615	33.097	21.027	17.736	1'44.475	270,7	13:36'59.723
7	32.149	32.879	20.982	17.768	1'43.778	274,1	13:38'43.501
8	32.255	32.646	21.330	17.724	1'43.955	272,0	13:40'27.456
9	32.226	32.830	21.474	17.686	1'44.216	274,1	13:42'11.672
10	32.469	32.865	21.073	17.771	1'44.178	276,2	13:43'55.850
11	32.741	33.607	21.247	17.741	1'45.336	275,5	13:45'41.186
12	32.352	32.976	21.093	17.687	1'44.108	275,5	13:47'25.294
13	32.621	32.978	21.314	17.740	1'44.653	274,1	13:49'09.947
14	32.520	33.674	21.283	24.134	1'51.611P	274,1	13:51'01.558
Marzio Moretti							
15	2'00.742	33.143	22.346	17.669	3'13.900P		13:54'15.458
16	56.767	33.688	21.431	17.854	2'09.740	272,0	13:56'25.198
17	32.665	33.451	21.453	17.727	1'45.296	272,0	13:58'10.494
18	32.525	33.040	21.536	17.655	1'44.756	273,4	13:59'55.250
19	32.584	34.145	21.647	18.134	1'46.510	274,8	14:01'41.760
20	33.042	33.567	21.993	18.054	1'46.656	272,7	14:03'28.416
21	32.609	33.276	21.667	18.018	1'45.570	274,8	14:05'13.986
22	33.319	33.668	21.579	17.694	1'46.260	274,1	14:07'00.246
23	32.560	34.106	21.274	17.828	1'45.768	274,1	14:08'46.014

39 Artiline Team Georgia (1'47.832)							
Lap	Seg.1	Seg.2	Seg.3	Seg.4	Lap Time	km/h	Local Time
Shota Abkazava							
1		37.021	23.028	27.140	2'09.401		13:25'17.465
2	1'03.445	49.204	33.696	27.088	2'53.433	161,4	13:28'10.898
3	1'00.826	44.288	31.954	25.999	2'43.067	158,6	13:30'53.965
4	54.502	39.838	23.779	24.009	2'22.128	161,4	13:33'16.093
5	43.726	37.392	27.832	21.969	2'10.919	133,2	13:35'27.012
6	34.737	36.416	22.371	18.320	1'51.844	269,3	13:37'18.856
7	33.307	34.628	22.189	18.474	1'48.598	270,7	13:39'07.454
8	33.377	34.707	21.759	18.601	1'48.444	271,4	13:40'55.898

04/11/2022

P = Pits In/Out - C = Lap Time Cancelled

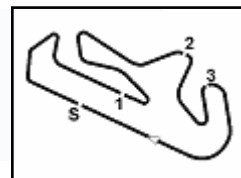
Powered by FICr Perugia Timing

ROGER DUBUIS



6th ROUND

8.6



Lamborghini Super Trofeo - Round 6 - Portimao Super Trofeo Europe - Analysis Race 2

Autodromo Int. do Algarve 4.653 m

Start at 13:23'08.064

5 / 9

24	32.485	33.735	22.099	18.260	1'46.579	274,8	14:10'32.593
25	33.100	33.072	21.322	17.765	1'45.259	272,7	14:12'17.852
26	32.755	33.823	21.800	17.858	1'46.236	273,4	14:14'04.088

Race Time 50'56.024

Race Time 51'03.132

61 Bonaldi Motorsport (1'42.790)

Lap	Seg.1	Seg.2	Seg.3	Seg.4	Lap Time	km/h	Local Time
Max Weering							
1		33.885	21.615	25.543	1'56.352		13:25'04.416
2	54.943	56.245	30.665	26.583	2'48.436	187,8	13:27'52.852
3	52.701	52.769	30.503	23.834	2'39.807	169,8	13:30'32.659
4	50.160	44.884	25.946	23.022	2'24.012	220,9	13:32'56.671
5	42.437	43.359	26.904	27.272	2'19.972	224,1	13:35'16.643
6	32.815	33.575	21.202	17.628	1'45.220	266,0	13:37'01.863
7	32.343	32.821	20.854	17.647	1'43.665	268,0	13:38'45.528
8	32.426	32.951	21.037	17.614	1'44.028	269,3	13:40'29.556
9	32.591	33.014	21.199	17.668	1'44.472	274,8	13:42'14.028
10	32.660	33.025	21.216	23.923	1'50.824P	274,1	13:44'04.852
Loris Spinelli							
11	1'58.929	32.916	21.415	17.491	3'10.751P		13:47'15.603
12	32.026	32.631	20.918	17.603	1'43.178	267,3	13:48'58.781
13	31.986	32.499	20.760	17.545	1'42.790	276,9	13:50'41.571
14	32.155	33.285	20.849	17.428	1'43.717	268,0	13:52'25.288
15	32.089	32.440	21.418	17.431	1'43.378	276,9	13:54'08.666
16	32.072	32.704	21.022	17.532	1'43.342	268,0	13:55'52.008
17	32.056	32.524	21.023	17.828	1'43.431	267,3	13:57'35.439
18	32.210	32.601	21.034	17.435	1'43.280	271,4	13:59'18.719
19	31.978	32.709	20.842	17.634	1'43.163	274,1	14:01'01.882
20	33.021	32.709	20.842	17.490	1'44.062	271,4	14:02'45.944
21	31.936	32.695	21.432	17.621	1'43.684	269,3	14:04'29.628
22	32.367	32.750	21.033	17.482	1'43.632	281,3	14:06'13.260
23	32.396	32.422	20.985	17.517	1'43.320	275,5	14:07'56.580
24	32.600	33.303	21.008	17.531	1'44.442	272,7	14:09'41.022
25	32.316	32.632	21.078	17.440	1'43.466	270,0	14:11'24.488
26	32.803	32.672	21.002	17.622	1'44.099	274,8	14:13'08.587

Race Time 50'00.523 + 10.480Pen

63 Cedric Leimer (1'46.794)

Lap	Seg.1	Seg.2	Seg.3	Seg.4	Lap Time	km/h	Local Time
Cedric Leimer							
1		35.775	22.865	26.147	2'04.127		13:25'12.191
2	59.252	52.559	33.572	26.418	2'51.801	158,8	13:28'03.992
3	56.925	47.662	31.739	24.523	2'40.849	140,6	13:30'44.841
4	52.053	42.892	25.273	22.546	2'22.764	176,5	13:33'07.605
5	42.467	40.200	28.003	25.104	2'15.774	171,2	13:35'23.379
6	34.163	34.458	22.115	17.996	1'48.732	274,1	13:37'12.111
7	33.249	34.233	22.097	18.481	1'48.060	274,8	13:39'00.171
8	33.591	34.329	22.043	18.158	1'48.121	267,3	13:40'48.292
9	33.282	33.998	22.143	18.338	1'47.761	278,4	13:42'36.053
10	33.268	34.447	21.772	18.389	1'47.876	276,2	13:44'23.929
11	33.070	33.550	21.991	18.183	1'46.794	275,5	13:46'10.723
12	33.301	34.089	21.819	18.194	1'47.403	278,4	13:47'58.126
13	1'01.955	39.277	24.530	29.200	2'34.962P	274,1	13:50'33.088

Race Time 27'25.024

66 Micane Motorsport ACCR (1'44.641)

Lap	Seg.1	Seg.2	Seg.3	Seg.4	Lap Time	km/h	Local Time
Broniek Formanek							
1		34.541	22.064	26.359	1'59.670		13:25'07.734
2	55.628	56.193	31.867	27.049	2'50.737	184,3	13:27'58.471
3	52.024	51.982	30.708	24.162	2'38.876	162,9	13:30'37.347
4	50.608	43.920	26.282	23.426	2'24.236	163,9	13:33'01.583
5	41.586	42.125	27.767	26.665	2'18.143	220,9	13:35'19.726
6	33.373	33.940	21.931	17.884	1'47.128	274,8	13:37'06.854
7	33.061	33.731	21.928	18.008	1'46.728	278,4	13:38'53.582
8	33.129	33.657	22.202	17.974	1'46.962	275,5	13:40'40.544
9	33.133	33.797	21.804	17.981	1'46.715	276,2	13:42'27.259
10	33.068	34.356	22.887	24.722	1'55.033P	276,9	13:44'22.292

55 GT3 Poland (1'46.859)							
Lap	Seg.1	Seg.2	Seg.3	Seg.4	Lap Time	km/h	Local Time
Adrian Lewandowski							
1		35.035	22.121	25.992	2'01.527		13:25'09.591
2	56.343	55.248	32.713	26.551	2'50.855	159,5	13:28'00.446
3	53.978	50.260	31.121	23.758	2'39.117	183,1	13:30'39.563
4	51.630	43.307	26.079	23.263	2'24.279	159,8	13:33'03.842
5	41.710	41.793	27.792	26.591	2'17.886	194,2	13:35'21.728
6	34.468	33.648	21.723	18.232	1'48.071	266,0	13:37'09.799
7	33.629	33.502	21.530	18.423	1'47.084	270,7	13:38'56.883
8	33.750	33.890	21.613	18.231	1'47.484	269,3	13:40'44.367
9	33.174	33.734	21.795	18.156	1'46.859	271,4	13:42'31.226
10	33.455	33.574	21.663	18.203	1'46.895	272,7	13:44'18.121
11	33.522	33.888	21.612	18.103	1'47.125	274,1	13:46'05.246
12	34.087	34.478	22.018	26.153	1'56.736P	270,7	13:48'01.982
13	2'05.238	34.072	22.092	18.201	3'19.603P		13:51'21.585
14	33.776	34.852	21.890	18.227	1'48.745	272,7	13:53'10.330
15	33.765	33.705	22.852	18.272	1'48.594	269,3	13:54'58.924
16	33.760	33.627	22.532	18.225	1'48.144	270,0	13:56'47.068
17	33.350	33.835	22.073	18.388	1'47.646	269,3	13:58'34.714
18	33.730	33.688	23.045	18.657	1'49.120	265,4	14:00'23.834
19	33.990	34.523	21.918	18.324	1'48.755	268,0	14:02'12.589
20	33.744	34.568	21.674	18.617	1'48.603	266,0	14:04'01.192
21	33.950	34.037	21.968	18.367	1'48.322	266,7	14:05'49.514
22	33.974	34.045	22.155	18.784	1'48.958	268,7	14:07'38.472
23	33.953	34.993	22.239	18.342	1'49.527	268,0	14:09'27.999
24	33.468	34.498	22.771	18.328	1'49.065	269,3	14:11'17.064
25	33.405	33.766	21.803	18.159	1'47.133	269,3	14:13'04.197
26	33.112	33.761	21.649	18.505	1'47.027	270,7	14:14'51.224

Race Time 51'43.160

60 VSR (1'45.252)							
Lap	Seg.1	Seg.2	Seg.3	Seg.4	Lap Time	km/h	Local Time
Andrzej Lewandowski							
1		33.971	22.090	26.576	1'59.039		13:25'07.103
2	55.330	56.493	31.960	26.765	2'50.548	183,4	13:27'57.651
3	51.723	52.205	30.910	24.142	2'38.980	177,0	13:30'36.631
4	50.359	44.358	25.819	23.753	2'24.289	181,8	13:33'00.920
5	41.497	42.178	27.875	26.750	2'18.300	220,4	13:35'19.220
6	32.765	33.218	21.346	17.923	1'45.252	274,1	13:37'04.472
7	32.776	33.523	21.705	17.955	1'45.959	274,8	13:38'50.431
8	32.902	33.303	21.640	17.817	1'45.662	275,5	13:40'36.093
9	32.910	33.312	21.654	17.878	1'45.754	275,5	13:42'21.847
10	32.832	33.286	21.715	17.832	1'45.665	276,2	13:44'07.512
11	32.817	33.118	21.740	26.771	1'54.446P	276,9	13:46'01.958
12	2'04.663	33.501	21.499	18.010	3'17.673P		13:49'19.631
13	32.788	33.569	21.725	17.900	1'45.982	274,8	13:51'05.613
14	32.974	33.622	21.695	17.847	1'46.138	275,5	13:52'51.751
15	32.848	33.138	21.604	17.966	1'45.556	274,1	13:54'37.307
16	32.733	33.212	21.482	17.966	1'45.393	274,1	13:56'22.700
17	32.935	33.514	21.374	17.959	1'45.782	279,1	13:58'08.482
18	32.710	33.149	21.453	18.065	1'45.377	276,2	13:59'53.859
19	32.722	33.723	22.394	18.025	1'46.864	274,1	14:01'40.723
20	32.732	33.677	21.799	18.077	1'46.285	274,8	14:03'27.008
21	32.843	33.361	22.420	18.050	1'46.674	273,4	14:05'13.682
22	33.689	35.508	21.973	18.032	1'49.202	275,5	14:07'02.884
23	32.633	34.297	21.818	18.147	1'46.895	276,2	14:08'49.779
24	33.411	33.471	21.686	18.116	1'46.684	277,6	14:10'36.463
25	32.901	35.506	22.390	18.165	1'48.962	276,2	14:12'25.425
26	32.658	33.191	22.070	17.852	1'45.771	273,4	14:14'11.196

04/11/2022

P = Pits In/Out - C = Lap Time Cancelled

Powered by FICr Perugia Timing

ROGER DUBUIS

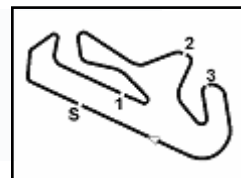




SQUADRA CORSE

6th ROUND

8.6



Lamborghini Super Trofeo - Round 6 - Portimao Super Trofeo Europe - Analysis Race 2

Autodromo Int. do Algarve 4.653 m

Start at 13:23'08.064

6 / 9

Karol Basz															
11	2'05.274	33.144	21.668	17.592	3'17.678P	13	32.457	32.997	21.346	17.825	1'44.625	272,7	13:49'08.867		
12	32.510	33.370	21.270	17.491	1'44.641	276,9	13:49'24.611	14	32.475	33.876	21.269	17.870	1'45.490	272,7	13:50'54.357
13	32.659	33.151	21.598	17.663	1'45.071	277,6	13:51'09.682	15	32.529	33.539	21.326	24.421	1'51.815P	273,4	13:52'46.172
14	33.473	33.103	21.529	17.584	1'45.689	279,8	13:52'55.371	16	2'05.433	35.406	22.446	18.890	3'22.175P		13:56'08.347
15	32.354	33.185	21.521	17.635	1'44.695	279,8	13:54'40.066	17	35.001	35.211	22.605	18.679	1'51.496	270,0	13:57'59.843
16	33.042	33.603	21.671	17.616	1'45.932	276,2	13:56'25.998	18	34.083	34.753	22.404	18.800	1'50.040	268,7	13:59'49.883
17	32.612	33.188	21.627	17.585	1'45.012	277,6	13:58'11.010	19	35.154	35.046	23.088	18.570	1'51.858	270,0	14:01'41.741
18	32.331	33.123	21.591	17.688	1'44.733	277,6	13:59'55.743	20	34.965	35.107	23.633	19.064	1'52.769	271,4	14:03'34.510
19	32.259	34.345	21.632	18.018	1'46.254	277,6	14:01'41.997	21	33.986	34.519	22.940	18.516	1'49.961	268,0	14:05'24.471
20	33.033	33.730	21.298	17.975	1'46.036	277,6	14:03'28.033	22	33.818	34.640	22.359	18.679	1'49.496	272,0	14:07'13.967
21	32.559	33.176	21.603	17.656	1'44.994	277,6	14:05'13.027	23	33.615	34.879	22.099	18.678	1'49.271	270,0	14:09'03.238
22	32.564	33.320	21.843	17.564	1'45.291	278,4	14:06'58.318	24	34.612	35.172	22.319	18.615	1'50.718	275,5	14:10'53.956
23	32.750	34.183	21.687	17.789	1'46.409	279,1	14:08'44.727	25	34.720	34.886	22.162	18.617	1'50.385	270,0	14:12'44.341
24	32.917	33.557	21.476	17.829	1'45.779	277,6	14:10'30.506	26	33.823	34.672	22.803	18.252	1'49.550	268,7	14:14'33.891
25	32.397	33.231	21.507	17.681	1'44.816	277,6	14:12'15.322								Race Time 51'25.827
26	34.017	33.972	21.422	17.824	1'47.235	276,2	14:14'02.557								

71 Brutal Fish Racing Team (1'44.013)

Lap	Seg.1	Seg.2	Seg.3	Seg.4	Lap Time	km/h	Local Time
Martin Ryba							
1		35.439	33.667	25.559	2'03.206		13:25'11.270
2	58.501	53.423	33.638	26.014	2'51.576	145,4	13:28'02.846
3	56.030	48.716	31.793	23.914	2'40.453	160,2	13:30'43.299
4	51.853	42.682	26.238	22.252	2'23.025	201,5	13:33'06.324
5	42.624	40.603	27.973	25.634	2'16.834	173,9	13:35'23.158
6	33.972	34.445	22.069	18.005	1'48.491	270,0	13:37'11.649
7	32.886	34.827	21.725	17.949	1'47.387	274,1	13:38'59.036
8	33.137	34.180	21.635	18.321	1'47.273	275,5	13:40'46.309
9	33.745	34.243	21.841	18.095	1'47.924	271,4	13:42'34.233
10	32.861	34.562	21.866	25.906	1'55.195P	275,5	13:44'29.428
Edoardo Liberati							
11	2'00.778	33.336	21.191	17.560	3'12.865P		13:47'42.293
12	32.452	33.078	21.075	17.414	1'44.019	276,2	13:49'26.312
13	32.564	32.984	21.008	17.585	1'44.141	277,6	13:51'10.453
14	33.317	33.556	22.218	17.595	1'46.686	276,2	13:52'57.139
15	32.441	33.030	21.582	17.660	1'44.713	276,9	13:54'41.852
16	32.622	33.727	21.353	17.578	1'45.280	276,2	13:56'27.132
17	32.464	33.578	21.588	17.650	1'45.280	276,2	13:58'12.412
18	32.688	32.898	21.301	17.552	1'44.439	276,9	13:59'56.851
19	32.183	33.783	21.458	18.010	1'45.434	276,9	14:01'42.285
20	33.074	33.986	21.419	17.891	1'46.370	277,6	14:03'28.655
21	32.633	33.413	21.667	17.829	1'45.542	276,9	14:05'14.197
22	33.418	33.739	21.562	17.650	1'46.369	276,2	14:07'00.566
23	32.511	34.117	21.426	17.653	1'45.707	276,9	14:08'46.273
24	32.540	33.777	21.766	17.979	1'46.062	278,4	14:10'32.335
25	32.340	32.843	21.331	17.499	1'44.013	274,8	14:12'16.348
26	32.935	34.490	21.316	17.713	1'46.454	276,9	14:14'02.802

72 Rexal FFF Racing Team (1'55.630)

Lap	Seg.1	Seg.2	Seg.3	Seg.4	Lap Time	km/h	Local Time
Kumar Prabakaran							
1		44.281	26.595	21.174	2'17.571		13:25'25.635
2	1'02.049	49.101	35.568	27.099	2'53.817	177,0	13:28'19.452
3	1'02.406	44.017	30.090	26.412	2'42.925	191,5	13:31'02.377
4	55.918	43.731	25.911	22.011	2'27.571	151,0	13:33'29.948
5	41.194	38.445	24.443	19.911	2'03.993	182,1	13:35'33.941
6	37.923	38.011	24.099	19.963	1'59.996	261,5	13:37'33.937
7	37.490	36.675	23.748	19.597	1'57.510	261,5	13:39'31.447
8	35.261	37.008	23.661	19.700	1'55.630	262,8	13:41'27.077
9	35.924	37.239	23.875	20.007	1'57.045	262,1	13:43'24.122
10	35.442	37.210	24.340	20.440	1'57.432	259,0	13:45'21.554
11	35.575	36.703	24.085	29.935	2'06.298P	252,9	13:47'27.852
12	2'50.737	37.873	23.739	20.554	4'12.903P		13:51'40.755
13	37.948	36.792	23.598	20.960	1'59.298	255,9	13:53'40.053

70 Leipert Motorsport (1'43.776)

Lap	Seg.1	Seg.2	Seg.3	Seg.4	Lap Time	km/h	Local Time
Brendon Leitch							
1		21.110	24.617	1'53.174			13:25'01.238
2	55.217	55.509	31.362	25.823	2'47.911	173,1	13:27'49.149
3	52.409	53.225	30.244	23.518	2'39.396	137,1	13:30'28.545
4	50.159	46.033	25.927	22.406	2'24.525	182,7	13:32'53.070
5	43.173	43.224	27.215	28.077	2'21.689	206,5	13:35'14.759
6	32.669	32.989	20.953	17.712	1'44.323	272,0	13:36'59.082
7	32.071	33.184	20.974	17.835	1'44.064	272,7	13:38'43.146
8	32.047	32.725	21.213	17.791	1'43.776	274,8	13:40'26.922
9	32.132	32.977	21.122	17.651	1'43.882	274,8	13:42'10.804
10	32.241	32.952	21.167	17.776	1'44.136	275,5	13:43'54.940
11	32.796	32.936	21.196	17.942	1'44.870	274,8	13:45'39.810
12	32.391	33.026	21.217	17.798	1'44.432	274,1	13:47'24.242

04/11/2022

P = Pits In/Out - C = Lap Time Cancelled

Powered by FICr Perugia Timing

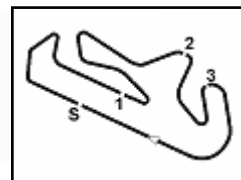
ROGER DUBUIS





6th ROUND

8.6



Lamborghini Super Trofeo - Round 6 - Portimao Super Trofeo Europe - Analysis Race 2

Autodromo Int. do Algarve 4.653 m

Start at 13:23'08.064

7 / 9

14	35.980	38.357	23.687	20.563	1'58.587	253,5	13:55'38.640	21	33.176	34.174	21.834	17.754	1'46.938	272,7	14:05'08.655
15	35.558	38.260	23.307	21.331	1'58.456	256,5	13:57'37.096	22	33.002	33.929	22.172	18.036	1'47.139	272,7	14:06'55.794
16	37.015	36.841	23.890	20.698	1'58.444	251,2	13:59'35.540	23	34.744	34.111	21.719	17.951	1'48.525	272,7	14:08'44.319
17	36.043	37.929	23.604	20.501	1'58.077	257,1	14:01'33.617	24	33.189	34.532	22.100	18.135	1'47.956	274,1	14:10'32.275
18	38.025	39.239	25.123	21.259	2'03.646	257,1	14:03'37.263	25	35.151	34.081	21.766	18.050	1'49.048	272,7	14:12'21.323
19	36.797	39.188	24.272	21.005	2'01.262	254,7	14:05'38.525	26	32.957	33.953	23.395	18.086	1'48.391	274,1	14:14'09.714
20	38.648	37.527	25.869	21.042	2'03.086	254,7	14:07'41.611								Race Time 51'01.650
21	38.244	38.693	25.841	22.405	2'05.183	257,1	14:09'46.794								
22	36.722	37.313	24.826	20.724	1'59.585	254,7	14:11'46.379								
23	37.945	37.630	24.719	21.832	2'02.126	255,9	14:13'48.505								

77 Alfredo Hernandez Ortega (1'57.249)							
Lap	Seg.1	Seg.2	Seg.3	Seg.4	Lap Time	km/h	Local Time
Alfredo Hernandez Ortega							
1		40.415	25.620	21.746	2'15.459		13:25'23.523
2	1'02.597	49.544	35.590	26.791	2'54.522	151,7	13:28'18.045
3	1'02.438	42.728	31.544	26.076	2'42.786	206,9	13:31'00.831
4	56.335	42.751	26.388	21.460	2'26.934	146,9	13:33'27.765
5	41.802	38.151	25.058	20.119	2'05.130	159,8	13:35'32.895
6	35.903	37.676	24.482	19.673	1'57.734	264,1	13:37'30.629
7	35.871	37.642	25.073	19.594	1'58.180	266,7	13:39'28.809
8	35.549	36.942	24.416	20.342	1'57.249	268,0	13:41'26.058
9	36.224	37.399	23.977	19.908	1'57.508	263,4	13:43'23.566
10	35.315	37.126	24.577	28.239	2'05.257P	266,0	13:45'28.823
11	2'08.491	37.944	25.285	20.673	3'32.393P		13:49'01.216
12	36.309	39.080	25.122	20.225	2'00.736	260,9	13:51'01.952
13	35.765	37.925	25.543	20.193	1'59.426	262,8	13:53'01.378
14	36.091	37.634	25.545	20.926	2'00.196	264,1	13:55'01.574
15	36.144	37.496	25.458	20.306	1'59.404	262,8	13:57'00.978
16	37.981	36.982	24.608	20.187	1'59.758	262,8	13:59'00.736
17	38.436	36.738	23.828	20.246	1'59.248	264,1	14:00'59.984
18	36.959	36.880	24.095	19.975	1'57.909	262,8	14:02'57.893
19	35.581	37.515	24.328	19.918	1'57.342	265,4	14:04'55.235
20	37.293	36.850	24.352	20.346	1'58.841	263,4	14:06'54.076
21	36.159	39.982	24.356	20.482	2'00.979	262,8	14:08'55.055
22	36.206	37.021	24.938	20.029	1'58.194	264,7	14:10'53.249
23	36.920	37.570	25.042	19.838	1'59.370	264,1	14:12'52.619
24	35.872	36.876	24.194	20.662	1'57.604	265,4	14:14'50.223

78 VSR (1'43.959)							
Lap	Seg.1	Seg.2	Seg.3	Seg.4	Lap Time	km/h	Local Time
Emanuele Zonzini							
1		34.026	22.356	25.885	1'57.114		13:25'05.178
2	54.710	56.655	30.319	27.606	2'49.290	180,9	13:27'54.468
3	52.071	52.599	30.246	24.739	2'39.655	205,7	13:30'34.123
4	49.678	44.855	25.571	23.191	2'23.295	208,5	13:32'57.418
5	42.444	43.228	26.866	27.147	2'19.685	212,6	13:35'17.103
6	32.971	33.291	21.786	17.514	1'45.562	274,1	13:37'02.665
7	32.236	33.032	21.097	17.594	1'43.959	274,8	13:38'46.624
8	32.433	33.008	21.252	17.644	1'44.337	275,5	13:40'30.961
9	32.621	33.028	21.491	17.674	1'44.814	275,5	13:42'15.775
10	32.488	33.175	21.486	17.770	1'44.919	275,5	13:44'00.694
11	32.821	33.278	21.476	17.681	1'45.256	274,1	13:45'45.950
12	32.611	33.273	21.486	17.775	1'45.145	274,8	13:47'31.095
13	32.801	33.409	21.746	17.597	1'45.553	272,7	13:49'16.648
14	32.765	33.273	21.725	17.778	1'45.541	274,1	13:51'02.189
15	32.932	33.669	21.673	24.620	1'52.894P	273,4	13:52'55.083
Emanuel Colombini							
16	2'02.947	33.901	22.508	17.960	3'17.316P		13:56'12.399
17	33.094	34.198			1'47.398	273,4	13:57'59.797
18	33.128	33.868	22.268	18.127	1'47.391	272,0	13:59'47.188
19	33.335	33.967	21.784	17.853	1'46.939	272,7	14:01'34.127
20	33.449	34.197	21.960	17.984	1'47.590	272,7	14:03'21.717

83 Iron Dames (1'43.485)							
Lap	Seg.1	Seg.2	Seg.3	Seg.4	Lap Time	km/h	Local Time
Doriane Pin							
1			33.130	21.097	25.229		13:25'00.701
2	54.966	55.946	31.105	25.670	2'47.687	183,7	13:27'48.388
3	52.106	53.882	30.110	23.620	2'39.718	148,6	13:30'28.106
4	49.758	46.434	25.855	22.429	2'24.476	179,7	13:32'52.582
5	43.085	43.252	27.176	28.397	2'21.910	225,5	13:35'14.492
6	32.444	32.724	20.844	17.622	1'43.634	272,0	13:36'58.126
7	32.455	33.015	21.076	17.623	1'44.169	276,2	13:38'42.295
8	32.228	32.755	20.862	17.640	1'43.485	276,9	13:40'25.780
9	32.377	32.641	21.066	17.586	1'43.670	279,1	13:42'09.450
10	32.460	33.049	21.282	17.954	1'44.745	276,9	13:43'54.195
11	32.513	32.609	21.083	17.605	1'43.810	276,2	13:45'38.005
12	32.383	32.861	21.043	17.703	1'43.990	278,4	13:47'21.995
13	32.381	32.770	21.131	17.686	1'43.968	276,9	13:49'05.963
14	32.390	33.176	21.225	17.750	1'44.541	276,2	13:50'50.504
15	32.645	33.168	21.277	25.281	1'52.371P	276,9	13:52'42.875
Michelle Gattling							
16	2'00.513	33.435	21.679	17.840	3'13.467P		13:55'56.342
17	32.510	33.240	21.184	17.721	1'44.655	274,8	13:57'40.997
18	32.746	33.214	21.442	17.868	1'45.270	276,2	13:59'26.267
19	32.496	33.127	21.285	17.620	1'44.528	275,5	14:01'10.795
20	33.149	33.988	21.294	18.725	1'47.156	278,4	14:02'57.951
21	32.993	33.211	22.046	17.670	1'45.920	270,7	14:04'43.871
22	32.475	34.078	21.436	17.698	1'45.687	276,9	14:06'29.558
23	32.473	33.848	21.292	17.660	1'45.273	276,2	14:08'14.831
24	32.499	34.143	21.447	17.688	1'45.777	276,2	14:10'00.608
25	33.135	33.747	22.024	18.057	1'46.963	276,9	14:11'47.571
26	34.121	33.475	21.562	17.823	1'46.981	274,1	14:13'34.552

87 Leipert Motorsport (1'46.817)							
Lap	Seg.1	Seg.2	Seg.3	Seg.4	Lap Time	km/h	Local Time
Kerong Li							
1		37.762	23.742	27.418	2'11.883		13:25'19.947
2	1'04.405	49.370	34.500	27.326	2'55.601	166,7	13:28'15.548
3	1'01.652	42.198	32.334	26.516	2'42.700	176,2	13:30'58.248
4	55.682	40.283	23.859	23.882	2'23.706	150,4	13:33'21.954
5	42.819	36.291	28.409	20.597	2'08.116	159,3	13:35'30.070
6	34.266	35.041	22.181	18.401	1'49.889	268,0	13:37'19.959
7	33.951	34.585	21.943	18.648	1'49.127	270,0	13:39'09.086
8	33.717	34.436	21.900	18.637	1'48.690	268,0	13:40'57.776
9	33.763	34.461	22.096	18.562	1'48.882	269,3	13:42'46.658
10	33.833	34.465	22.382	18.573	1'49.253	269,3	13:44'35.911
11	33.751	34.128	22.179	18.642	1'48.700	269,3	13:46'24.611
12	33.727	34.583	22.409	26.500	1'57.219P	268,0	13:48'21.830
Jean-Francois Brunot							
13	2'04.480	34.477	22.494	18.398	3'19.849P		13:51'41.679
14	34.959	36.326	21.828	18.124	1'51.237	270,0	13:53'32.916
15	33.200	33.743	21.873	18.178	1'46.994	269,3	13:55'19.910
16	33.308	33.925	21.886	18.253	1'47.372	270,7	13:57'07.282
17	34.196	35.025	22.553	18.242	1'50.016	272,0	13:58'57.298
18	33.229	34.476	22.376	18.179	1'48.260	268,7	14:00'45.558
19	33.421	33.927	21.669	18.238	1'47.255	268,0	14:02'32.813
20	33.326	34.059	21.676	18.001	1'47.062	270,7	14:04'19.875
21	33.121	35.115	21.995	18.140	1'48.371	271,4	14:06'08.246

04/11/2022

P = Pits In/Out - C = Lap Time Cancelled

Powered by FICr Perugia Timing

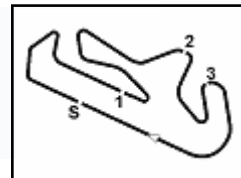
ROGER DUBUIS





6th ROUND

8.6



Lamborghini Super Trofeo - Round 6 - Portimao Super Trofeo Europe - Analysis Race 2

Autodromo Int. do Algarve 4.653 m

Start at 13:23'08.064

8 / 9

22	33.053	33.829	21.960	17.975	1'46.817	269,3	14:07'55.063
23	33.684	34.568	21.790	18.118	1'48.160	271,4	14:09'43.223
24	33.001	33.958	21.755	18.235	1'46.949	270,0	14:11'30.172
25	33.057	34.228	21.540	18.202	1'47.027	270,7	14:13'17.199
Race Time 50'09.135 + 1.518Pen							

91 Bonaldi Motorsport (1'45.358)							
Lap	Seg.1	Seg.2	Seg.3	Seg.4	Lap Time	km/h	Local Time
Paolo Biglieri							
1		37.474	22.325	27.876	2'08.752		13:25'16.816
2	1'01.954	50.057	32.822	27.197	2'52.030	165,6	13:28'08.846
3	59.716	45.840	31.471	25.970	2'42.997	146,9	13:30'51.843
4	53.636	40.280	23.950	23.903	2'21.769	190,8	13:33'13.612
5	43.457	38.450	27.449	23.114	2'12.470	136,5	13:35'26.082
6	34.275	34.182	22.294	18.484	1'49.235	272,0	13:37'15.317
7	33.591	34.564	22.083	18.313	1'48.551	271,4	13:39'03.868
8	33.287	34.021	21.932	18.190	1'47.430	281,3	13:40'51.298
9	33.562	34.607	21.597	18.186	1'47.952	276,2	13:42'39.250
10	33.452	33.938	21.685	27.634	1'56.709P	276,2	13:44'35.959
Pietro Perolini							
11	2'01.219	33.439	21.526	18.015	3'14.199P		13:47'50.158
12	32.958	33.187	21.551	17.983	1'45.679	270,0	13:49'35.837
13	32.911	33.316	22.037	17.845	1'46.109	273,4	13:51'21.946
14	33.554	33.764	21.524	17.904	1'46.746	274,8	13:53'08.692
15	33.155	33.638	21.663	17.929	1'46.385	270,7	13:54'55.077
16	32.663	33.188	21.483	18.024	1'45.358	272,0	13:56'40.435
17	32.778	33.439	21.943	18.279	1'46.439	272,0	13:58'26.874
18	33.250	33.609	21.333	18.192	1'46.384	270,7	14:00'13.258
19	33.053	33.404	21.264	17.907	1'45.628	272,7	14:01'58.886
20	32.764	33.214	21.584	18.008	1'45.570	272,0	14:03'44.456
21	32.784	33.289	21.608	18.021	1'45.702	275,5	14:05'30.158
22	32.997	33.334	21.506	18.732	1'46.569	270,7	14:07'16.727
23	33.237	33.299	21.803	18.283	1'46.622	270,0	14:09'03.349
24	33.517	33.167	22.044	17.974	1'46.702	272,7	14:10'50.051
25	33.139	33.154	21.478	17.958	1'45.729	272,0	14:12'35.780
26	32.893	33.283	21.550	18.018	1'45.744	272,0	14:14'21.524
Race Time 51'13.460							

88 Imperiale Racing (1'54.277)							
Lap	Seg.1	Seg.2	Seg.3	Seg.4	Lap Time	km/h	Local Time
Hans Fabri							
1		38.207	24.147	26.863	2'12.995		13:25'21.059
2	1'03.811	49.739	35.090	26.882	2'55.522	149,2	13:28'16.581
3	1'02.083	42.044	32.376	26.094	2'42.597	194,9	13:30'59.178
4	56.228	42.140	24.462	21.553	2'24.383	152,5	13:33'23.561
5	43.777	38.115	25.063	20.271	2'07.226	139,4	13:35'30.787
6	35.968	36.613	23.265	20.188	1'56.034	268,0	13:37'26.821
7	35.841	37.343	23.918	20.096	1'57.198	267,3	13:39'24.019
8	35.571	36.769	23.733	20.051	1'56.124	267,3	13:41'20.143
9	35.697	36.499	23.368	19.836	1'55.400	265,4	13:43'15.543
10	35.366	36.622	23.803	19.636	1'55.427	264,7	13:45'10.970
11	35.386	36.301	23.533	19.460	1'54.680	268,0	13:47'05.650
12	35.279	36.602	23.847	27.322	2'03.050P	267,3	13:49'08.700
13	2'08.184	36.449	24.113	20.136	3'28.882P		13:52'37.582
14	35.505	36.852	24.061	19.997	1'56.415	262,8	13:54'33.997
15	38.252	37.706	23.484	19.505	1'58.947	264,1	13:56'32.944
16	35.470	36.539	24.216	19.805	1'56.030	261,5	13:58'28.974
17	35.894	36.511	23.588	20.267	1'56.260	265,4	14:00'25.234
18	35.131	36.211	23.386	19.549	1'54.277	264,7	14:02'19.511
19	36.469	37.232	24.453	19.698	1'57.852	264,7	14:04'17.363
20	35.234	37.093	23.246	19.608	1'55.181	268,0	14:06'12.544
21	36.342	36.525	23.651	19.915	1'56.433	265,4	14:08'08.977
22	35.797	36.501	23.991	19.761	1'56.050	266,0	14:10'05.027
23	35.864	36.541	24.495	19.717	1'56.617	265,4	14:12'01.644
24	35.205	36.234	23.429	19.634	1'54.502	266,7	14:13'56.146
Race Time 50'48.082							

90 GT3 Poland (1'47.473)							
Lap	Seg.1	Seg.2	Seg.3	Seg.4	Lap Time	km/h	Local Time
Holger Harmsen							
1		36.046	22.688	27.765	2'07.328		13:25'15.392
2	1'01.009	51.109	32.886	26.758	2'51.762	166,7	13:28'07.154
3	58.777	46.527	31.247	25.277	2'41.828	156,7	13:30'48.982
4	53.173	41.156	24.853	23.219	2'22.401	187,8	13:33'11.383
5	43.126	39.236	27.457	24.289	2'14.108	156,7	13:35'25.491
6	34.016	34.576	22.144	18.360	1'49.096	271,4	13:37'14.587
7	33.647	35.078	21.816	18.333	1'48.874	274,1	13:39'03.461
8	33.210	34.239	21.723	18.301	1'47.473	272,7	13:40'50.934
9	33.630	34.701	22.622	18.406	1'49.359	272,7	13:42'40.293
10	34.200	34.876	21.682	18.502	1'49.260	277,6	13:44'29.553
11	34.186	34.637	22.110	20.602	1'56.995P	271,4	13:46'26.548
12	2'09.319	34.325	22.080	18.557	3'24.281P		13:49'50.829
13	34.879	34.644	22.581	18.598	1'50.702	270,7	13:51'41.531
14	34.301	34.488	22.123	18.565	1'49.477	272,0	13:53'31.008
15	33.361	34.399	21.675	18.646	1'48.081	271,4	13:55'19.089
16	33.363	34.169	21.967	18.407	1'47.906	272,7	13:57'06.995
17	34.013	35.133	45.748	18.761	2'13.655	272,7	13:59'20.650
18	33.467	34.354	22.393	18.675	1'48.889	266,0	14:01'09.539
19	33.914	35.556	22.292	18.617	1'50.379	269,3	14:02'59.918
20	34.019	34.666	22.441	18.619	1'49.745	272,0	14:04'49.663
21	33.718	34.833	22.321	18.558	1'49.430	268,0	14:06'39.093
22	34.079	34.394	23.556	18.585	1'50.614	270,0	14:08'29.707
23	34.073	34.694	22.109	18.590	1'49.466	271,4	14:10'19.173
24	34.103	34.711	22.432	18.404	1'49.650	268,0	14:12'08.823
25	34.154	34.816	22.399	18.466	1'49.835	268,7	14:13'58.658
Race Time 50'50.594							

96 Automobile Tricolore (1'47.476)							
Lap	Seg.1	Seg.2	Seg.3	Seg.4	Lap Time	km/h	Local Time
Raffaele Giannoni							
1		36.086	23.037	26.652	2'05.112		13:25'13.176
2	59.308	52.315	33.543	26.672	2'51.838	158,6	13:28'05.014
3	57.499	46.919	32.420	24.644	2'41.482	144,8	13:30'46.496
4	51.637	42.835	25.202	22.517	2'22.191	184,0	13:33'08.687
5	42.924	39.870	27.449	24.898	2'15.141	188,2	13:35'23.828
6	34.175	34.531	22.285	18.761	1'49.752	272,7	13:37'13.580
7	33.292	33.844	21.972	18.368	1'47.476	274,1	13:39'01.056
8	33.372	34.132	22.043	18.240	1'47.787	274,8	13:40'48.843
9	33.401	33.844	22.238	18.418	1'47.901	276,9	13:42'36.744
10	33.565	34.162	23.134	26.102	1'56.963P	276,2	13:44'33.707
11	2'05.307	34.378	22.251	18.446	3'20.382P		13:47'54.089
12	33.686	34.150	22.340	18.278	1'48.454	271,4	13:49'42.543
13	33.984	34.158	22.255	18.386	1'48.783	272,7	13:51'31.326
14	33.801	34.226	22.149	18.324	1'48.500	272,7	13:53'19.826
15	34.005	33.986	21.976	18.396	1'48.363	272,0	13:55'08.189
16	33.764	33.821	22.383	18.263	1'48.231	272,0	13:56'56.420
17	34.354	35.288	22.494	18.802	1'50.938	272,7	13:58'47.358
18	33.431	34.012	22.396	18.308	1'48.147	272,7	14:00'35.505
19	33.507	33.968	22.088	18.252	1'47.815	272,7	14:02'23.320
20	33.544	34.394	22.352	18.121	1'48.411	272,7	14:04'11.731
21	33.398	33.899	22.228	18.121	1'47.646	273,4	14:05'59.377
22	33.388	34.043	22.407	18.297	1'48.135	273,4	14:07'47.512
23	33.703	34.827	22.460	18.249	1'49.239	272,7	14:09'36.751
24	33.428	34.193	22.633	18.781	1'49.035	272,7	14:11'25.786
25	33.672	34.339	22.372	18.421	1'48.804	271,4	14:13'14.590
Race Time 50'06.526							

04/11/2022 P = Pits In/Out - C = Lap Time Cancelled

Powered by FICr Perugia Timing

ROGER DUBUIS

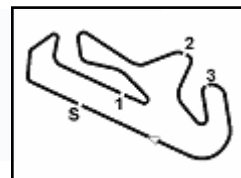




SQUADRA CORSE

6th ROUND

8.6



Autodromo Int. do Algarve 4.653 m

9 / 9

Lamborghini Super Trofeo - Round 6 - Portimao

Super Trofeo Europe - Analysis Race 2

Start at 13:23'08.064

Mikko Eskelinen							
1		37.648	24.903	25.997	2'09.481		13:25'17.545
2	1'02.532	49.321	33.722	27.033	2'52.608	160,7	13:28'10.153
3	1'00.321	45.014	31.687	26.172	2'43.194	168,0	13:30'53.347
4	53.612	40.659	23.579	24.094	2'21.944	169,5	13:33'15.291
5	43.761	37.502	27.200	22.890	2'11.353	138,1	13:35'26.644
6	34.890	34.736	22.117	18.236	1'49.979	274,8	13:37'16.623
7	33.903	34.828	22.483	18.036	1'49.250	277,6	13:39'05.873
8	33.571	34.004	22.174	18.054	1'47.803	277,6	13:40'53.676
9	33.522	33.924	22.117	18.252	1'47.815	277,6	13:42'41.491
10	33.906	34.378	22.164	18.003	1'48.451	278,4	13:44'29.942
11	34.246	34.424	22.311	18.500	1'49.481	279,1	13:46'19.423
12	34.188	33.836	22.019	17.894	1'47.937	272,0	13:48'07.360
13	33.818	34.078	22.113	17.781	1'47.790	275,5	13:49'55.150
14	33.371	34.094	22.253	25.392	1'55.110P	276,2	13:51'50.260

Jurgen Krebs							
15	2'04.960	34.541	22.569	18.563	3'20.633P		13:55'10.893
16	34.059	35.160	22.236	18.693	1'50.148	273,4	13:57'01.041
17	33.834	34.590	21.893	18.330	1'48.647	271,4	13:58'49.688
18	33.445	34.103	21.959	18.136	1'47.643	275,5	14:00'37.331
19	33.682	33.980	21.910	18.591	1'48.163	275,5	14:02'25.494
20	33.699	34.446	23.113	18.635	1'49.893	275,5	14:04'15.387
21	33.254	34.050	22.072	18.431	1'47.807	274,8	14:06'03.194
22	33.132	34.537	22.150	18.508	1'48.327	275,5	14:07'51.521
23	33.252	34.410	22.379	18.402	1'48.443	276,2	14:09'39.964
24	34.076	34.846	21.967	18.289	1'49.178	277,6	14:11'29.142
25	33.261	36.334	21.943	18.604	1'50.142	273,4	14:13'19.284

Race Time 50'11.220

98 Gerard Van der Horst (1'51.518)

Lap	Seg.1	Seg.2	Seg.3	Seg.4	Lap Time	km/h	Local Time
Gerard Van der Horst							
1		48.711	23.538	19.704	2'18.769		13:25'26.833
2	1'02.874	48.740	35.854	27.032	2'54.500	169,8	13:28'21.333
3	1'03.202	42.793	30.237	26.759	2'42.991	191,2	13:31'04.324
4	56.397	44.320	25.048	21.748	2'27.513	164,6	13:33'31.837
5	41.241	37.765	24.126	19.706	2'02.838	189,1	13:35'34.675
6	37.892	37.776	24.083	19.886	1'59.637	263,4	13:37'34.312
7	35.811	35.032	24.457	19.743	1'55.043	266,0	13:39'29.355
8	35.401	36.718	23.523	19.254	1'54.896	264,7	13:41'24.251
9	34.392	34.774	22.811	19.541	1'51.518	266,0	13:43'15.769
10	35.644	36.509	23.781	19.732	1'55.666	265,4	13:45'11.435
11	35.426	36.314	23.605	27.582	2'02.927P	262,1	13:47'14.362
12	2'05.812	35.282	22.456	19.484	3'23.034P		13:50'37.396
13	34.974	35.698	22.960	19.114	1'52.746	262,1	13:52'30.142
14	35.301	35.195	23.028	20.025	1'53.549	262,8	13:54'23.691
15	36.334	35.871	23.778	19.586	1'55.569	260,9	13:56'19.260
16	35.157	37.526	24.608	19.776	1'57.067	262,1	13:58'16.327
17	35.713	36.521	23.288	19.534	1'55.056	260,2	14:00'11.383
18	35.435	35.506	22.984	21.399	1'55.324	262,8	14:02'06.707
19	34.662	35.842	24.384	19.321	1'54.209	260,9	14:04'00.916
20	35.886	35.826	22.941	19.832	1'54.485	259,0	14:05'55.401
21	36.642	37.432	24.118	20.148	1'58.340	243,8	14:07'53.741
22	36.622	35.554	23.159	19.831	1'55.166	258,4	14:09'48.907
23	35.433	36.796	24.996	20.644	1'57.869	262,1	14:11'46.776
24	38.092	37.694	24.829	20.259	2'00.874	255,9	14:13'47.650

Race Time 50'39.586

04/11/2022

P = Pits In/Out - C = Lap Time Cancelled

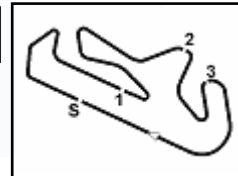
Powered by FICr Perugia Timing

ROGER DUBUIS



6th ROUND

8.3



Lamborghini Super Trofeo - Round 6 - Portimao

Super Trofeo Europe - Championship Standings

Autodromo Int. do Algarve 4.653 m

1 / 6

Points	Points From First	AM Cup										
		April 2 IMOLA	June 4 PAUL RICARD	July 2 MISANO ADRIATICO	July 29 SPA	October 1 BARCELONA	November 4 PORTIMAO					
1	LEWANDOWSKI Andrzej (POL)	141	8 12	1 15 12	1 1 15 15	6	15 8	1 1 15 15				
2	RINDONE Gabriel (ITA)	126 15	1 1 15 15	12 15	10 5	1 12	1 10 12	4 12				
3	GUERIN Stephan (FRA)	108 33	12 4	1 10 8	12 12	1 15 15	8 2	8				
4	GOSSELIN Claude-Yves (FRA)	64 77	2 8	8	8 10	12 10	6					
5	ROSTAN Marc (FRA)	46 95	2 8	8		12 10	6					
6	KREBS Jurgen (CHE)	45 96	4 6	5 4	5	5 4		8 4				
7	DUBELLY Elie (FRA)	43 98	5	2 5	6 4	10 5	3	3				
7	FELIGIONI Pierre (FRA)	43 98	5	2 5	6 4	10 5	3	3				
8	GIANNONI Raffaele (ITA)	38 103	5 10	3 10				5 5				
9	WAGNER Louis (LUX)	37 104				5 4	1 12 15					
10	LEIMER Cyril (CHE)	37 104	6				5 10	10 6				
11	LEWANDOWSKI Adrian (POL)	32 109			3 8		5	6 10				
12	MOCZULSKI Grzegorz (POL)	31 110	3 3	4 3	4 6		3	2 3				
13	WAGNER Yuri (LUX)	28 113					1 12 15					
14	VOSSOS Antonios (GRC)	28 113		6 6		6	4 6					
15	FREYMUTH Oliver (DEU)	20 121	1	1 2		8 8						
16	SARKISSIAN Shahan (LBN)	19 122		1 10 8								
17	MULLER Tim (DEU)	19 122	4 6	5 4								
18	CHOQUE Donald (FRA)	18 123			8 10							
19	HARMSSEN Holger (DEU)	17 124	10 2				4	1				
20	MIKRUT Rafal (POL)	16 125	3 3	4 3			3					
21	ABKAZAVA Shota (GEO)	15 126					2 1	12				
22	ESKELINEN Mikko (FIN)	12 129						8 4				
23	LEIMER Cedric (CHE)	7 134	6					1				

04/11/2022

Powered by FICr Perugia Timing

ROGER DUBUIS

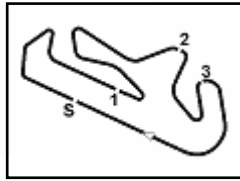




SQUADRA CORSE

6th ROUND

8.3



Lamborghini Super Trofeo - Round 6 - Portimao

Super Trofeo Europe - Championship Standings

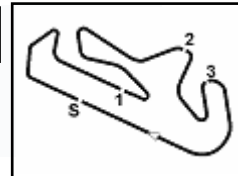
Autodromo Int. do Algarve 4.653 m

	Points	Points From First	April 2 IMOLA	June 4 PAUL RICARD	July 2 MISANO ADRIATICO	July 29 SPA	October 1 BARCELONA	November 4 PORTIMAO		
24 BATRAKS Arturs (LVA)	3	138					1	2		
24 BUTKEVICIUS Audrius (LTU)	3	138					1	2		



6th ROUND

8.3



Lamborghini Super Trofeo - Round 6 - Portimao

Super Trofeo Europe - Championship Standings

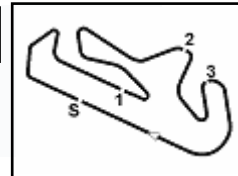
Autodromo Int. do Algarve 4.653 m

3 / 6

Points	Points From First	LC Cup									
		April 2 IMOLA	June 4 PAUL RICARD	July 2 MISANO ADRIATICO	July 29 SPA	October 1 BARCELONA	November 4 PORTIMAO				
1 VAN DER HORST Gerard (NLD)	128	1 12 15	1 10 8	1 1 15 15	12	1 12	12 12				
2 PRIVITELIO Luciano (RSM)	93 35	1 10	1 15 15	10	1 6 12	1 6 10	1 4				
3 FABRI Hans (NLD)	92 36	15 12	5 6		10 10	8 6	10 10				
4 SEMOULIN Francois (BEL)	86 42		12 12		1 15 15		1 15 15				
4 SEMOULIN Benoit (BEL)	86 42		12 12		1 15 15		1 15 15				
5 PRIVITELIO Donovan (FRA)	83 45	1 10	1 15 15		1 6 12	1 6 10	1 4				
6 GRIMM Francois (CHE)	74 54	6 10	8 10	10		15 15					
7 WASZCZINSKI Daniel (FRA)	66 62	4 6	6	8 12	8	10 12					
8 HERNANDEZ ORTEGA Alfredo (MEX)	62 66		4 4	12 8	8	5 5	8 8				
9 REGO DE SEBES Regis (FRA)	44 84	4 6	6	8 12	8						
10 PRABAKARAN Kumar (MYS)	40 88	5 5			5 6	3 4	6 6				
11 WAGNER Kurt (DEU)	36 92		3 5	6		4 8	5 5				
12 DVORACEK Libor (CZE)	30 98		3 5			4 8	5 5				
13 MUR Sandro (ITA)	16 112	8 8									

6th ROUND

8.3



Lamborghini Super Trofeo - Round 6 - Portimao

Super Trofeo Europe - Championship Standings

Autodromo Int. do Algarve 4.653 m

4 / 6

Points	Points From First	PRO Cup												
		April 2 IMOLA	June 4 PAUL RICARD	July 2 MISANO ADRIATICO	July 29 SPA	October 1 BARCELONA	November 4 PORTIMAO							
1	SPINELLI Loris (ITA)	173	1 1 15 15	1 1 15 15	1 15 15	1 12 12	1 15 15	1 6 15						
1	WEERING Max (NLD)	173	1 1 15 15	1 1 15 15	1 15 15	1 12 12	1 15 15	1 6 15						
2	BONDUEL Amaury (FRA)	116 57	6 8	10 8	12 12	1 10 15	3 8	15 8						
3	MORETTI Marzio (ITA)	103 70	5	12 12	10 6	15	1 12 12	12 6						
3	TEEKENS Milan (NLD)	103 70	5	12 12	10 6	15	1 12 12	12 6						
4	D'AURIA Jean-Luc (CHE)	70 103	12 12	6 3	1 8 10		8	10						
4	TRIBAUDINI Stephane (FRA)	70 103	12 12	6 3	1 8 10		8	10						
5	SERBAN David-Mihai (ROU)	57 116	8 6	8 6	3 5	5 4	4 4	4						
6	BEJARANO Manuel (ESP)	52 121	10 10	4 10	5 4	3 6								
7	TESTA DE SOUSA Rodrigo (PRT)	37 136		5 5		6 10	5 6							
8	BERTO Filippo (ITA)	33 140		3 4	4	2 5	2 5	8						
8	TARABINI Alessandro Lorenzo (ITA)	33 140		3 4	4	2 5	2 5	8						
9	GATTING Michelle (DNK)	23 150						1 10 12						
9	PIN Doriane (FRA)	23 150						1 10 12						
10	KEILWITZ Daniel (DEU)	20 153					10 10							
10	MARIONECK Lennart (DEU)	20 153					10 10							
11	CHOVET Pierre-Louis (FRA)	18 155			6 8	4								
11	SCHEIER Johann Boris (FRA)	18 155			6 8	4								
12	VAN DEN BERG Robert (NLD)	16 157				8 8								
13	FREYMUTH Sebastian (DEU)	9 164					6 3							
14	BOURACHOT Charly (FRA)	5 168						5						
14	LEMERET Stephane (FRA)	5 168						5						

04/11/2022

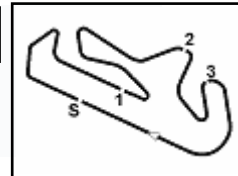
Powered by FICr Perugia Timing

ROGER DUBUIS



6th ROUND

8.3



Lamborghini Super Trofeo - Round 6 - Portimao

Super Trofeo Europe - Championship Standings

Autodromo Int. do Algarve 4.653 m

5 / 6

Points	Points From First	PRO AM Cup																
		April 2 IMOLA	June 4 PAUL RICARD	July 2 MISANO ADRIATICO	July 29 SPA	October 1 BARCELONA	November 4 PORTIMAO											
1	CIGLIA Massimo (ITA)	142	1	10	12	1	12	15	12	15	1	15	15	6	15	12		
1	WILLIAMSON Lewis (GBR)	142	1	10	12	1	12	15	12	15	1	15	15	6	15	12		
2	LEE Oscar (USA)	105	37	12	10	15	12	6	12	8	10	8	2	8	2	4	6	
2	WELLS Dan (GBR)	105	37	12	10	15	12	6	12	8	10	8	2	8	2	4	6	
3	FORMANEK Broněk (CZE)	98	44	8	6	6	6	15	15	15	15	15	15	15	15	12	15	
4	PETELET Milane (FRA)	98	44	6	15	1	4	10	10	10	12	5	2	12	10	1		
5	GVAZAVA Dmitry	84	58	6	15	1	4	10	10	10	12	5			10	1		
6	COLOMBINI Emanuel (RSM)	82	60	15	3	8	8	1	3	5	1	6	12	1	5	6	8	
6	ZONZINI Emanuele (RSM)	82	60	15	3	8	8	1	3	5	1	6	12	1	5	6	8	
7	BASZ Karol (POL)	72	70					15	15	15	15	15	15	15	12	15		
8	LEITCH Brendon (NZL)	70	72	1	5	4	10	5	8	3	4	6	10	8	1	2	3	
8	WATZINGER Gerhard (USA)	70	72	1	5	4	10	5	8	3	4	6	10	8	1	2	3	
9	CIOSEK Damian (POL)	45	97	1	5	5	4	6	6	5	8	5	6	5	6			
9	GUSTAVSEN Magnus (NOR)	45	97	1	5	5	4	6	6	5	8	5	6	5	6			
10	KODRIC Martin (HUN)	36	106			1	1	5	4	10	10	1	4	10				
10	MUR Sandro (ITA)	36	106			1	1	5	4	10	10	1	4	10				
11	LIBERATI Edoardo (ITA)	30	112									1	12	1	1	5	10	
11	RYBA Martin (SVK)	30	112									1	12	1	1	5	10	
12	BIGLIERI Paolo (ITA)	29	113	4	2	3	3				3	4	3	3	4			
12	PEROLINI Pietro (ITA)	29	113	4	2	3	3				3	4	3	3	4			
13	ZARUBA Josef (CZE)	26	116	8	6	6	6											
14	BRUNOT Jean-Francois (USA)	23	119			2	2	4	8	2	2	4	1	4	1			
14	LI Kerong (USA)	23	119			2	2	4	8	2	2	4	1	4	1			
15	BORGA Antonin (FRA)	18	124	2	8										3	5		

04/11/2022

Powered by FICr Perugia Timing

ROGER DUBUIS

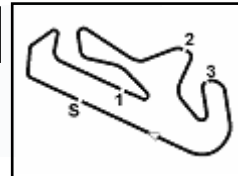




SPORTS RACING

6th ROUND

8.3



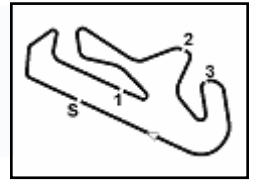
Lamborghini Super Trofeo - Round 6 - Portimao

Super Trofeo Europe - Championship Standings

Autodromo Int. do Algarve 4.653 m

6 / 6

	Points	Points From First	April 2 IMOLA	June 4 PAUL RICARD	July 2 MISANO ADRIATICO	July 29 SPA	October 1 BARCELLONA	November 4 PORTIMAO		
15 PEDROSA Daniel (ESP)	18	124	2 8					3 5		
16 CHATELET Philippe (FRA)	14	128					2 12			
17 VAN DEN BERG Robert (NLD)	10	132						8 2		
17 VAN DEN BERG Benjamin (NLD)	10	132						8 2		
18 BETTERA Enrico (ITA)	3	139	3							
18 PEGORARO Lorenzo (ITA)	3	139	3							

6th ROUND

Lamborghini Super Trofeo - Round 6 - Portimao

Super Trofeo Europe - Pit Times Race 2

Autodromo Int. do Algarve 4.653 m

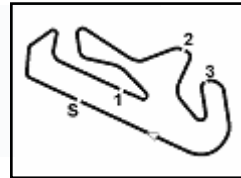
Start: 13:23'08.064 1: 13:43'08.064 / 13:53'08.064

No.	Entrant	Driver		Race Time	Local Time	Pit Time	Ref. Time	Difference	Penalty
2	Boutsen Racing	E.DUBELLY	Pit IN	28'42.083	13:51'50.147				
		P.FELIGIONI	PIT OUT	30'18.361	13:53'26.425	1'36.278 (1)	1'34.000		
5	GT3 Poland	G.MOCZULSKI	Pit IN	2'12.409	13:25'20.473				
			PIT OUT	3'19.082	13:26'27.146	1'06.673			
			Pit IN	27'03.852	13:50'11.916				
			PIT OUT	28'42.337	13:51'50.401	1'38.485 (1)	1'37.000		
6	VSR	J.D'AURIA	Pit IN	26'04.905	13:49'12.969				
		S.TRIBAUDINI	PIT OUT	27'42.548	13:50'50.612	1'37.643 (1)	1'34.000		
9	Target Racing	M.PETELET	Pit IN	26'10.381	13:49'18.445				
			PIT OUT	27'45.580	13:50'53.644	1'35.199 (1)	1'34.000		
11	Oregon Team	A.TARABINI	Pit IN	2'54.440	13:26'02.504				
13	Stephan Guerin	S.GUERIN	Pit IN	21'25.097	13:44'33.161				
			PIT OUT	23'03.086	13:46'11.150	1'37.989 (1)	1'37.000		
18	Leipert Motorsport	D.SERBAN	Pit IN	22'55.532	13:46'03.596				
			PIT OUT	24'32.089	13:47'40.153	1'36.557 (1)	1'37.000	0.443	1.329
			Pit IN	31'27.068	13:54'35.132				
19	Cyril Leimer	C.LEIMER	Pit IN	23'05.454	13:46'13.518				
			PIT OUT	24'47.110	13:47'55.174	1'41.656 (1)	1'37.000		
20	Robert van den Berg	B.VAN DEN BERG	Pit IN	26'44.303	13:49'52.367				
		R.VAN DEN BERG	PIT OUT	28'22.167	13:51'30.231	1'37.864 (1)	1'34.000		
21	Leipert Motorsport	G.RINDONE	Pit IN	26'38.231	13:49'46.295				
			PIT OUT	28'14.753	13:51'22.817	1'36.522 (1)	1'37.000	0.478	1.434
22	Micanek Motorsport ACCR	K.WAGNER	Pit IN	5'41.347	13:28'49.411				
			PIT OUT	9'09.381	13:32'17.445	3'28.034			
			Pit IN	24'43.478	13:47'51.542				
		L.DVORACEK	PIT OUT	26'18.644	13:49'26.708	1'35.166 (1)	1'34.000		
26	Scuderia Tornacum	B.SEMOULIN	Pit IN	28'38.769	13:51'46.833				
		F.SEMOULIN	PIT OUT	30'16.325	13:53'24.389	1'37.556 (1)	1'34.000		
27	Oregon Team	M.CIGLIA	Pit IN	21'13.902	13:44'21.966				
		L.WILLIAMSON	PIT OUT	22'47.781	13:45'55.845	1'33.879 (1)	1'34.000	0.121	0.363
28	Amaury Bonduel	A.BONDUEL	Pit IN	24'24.321	13:47'32.385				
			PIT OUT	26'00.978	13:49'09.042	1'36.657 (1)	1'37.000	0.343	1.029
29	Rexal FFF Racing Team	D.PEDROSA	Pit IN	21'21.551	13:44'29.615				
		A.BORGA	PIT OUT	22'56.483	13:46'04.547	1'34.932 (1)	1'34.000		
36	Chab Evolution	S.LEMERET	Pit IN	27'51.505	13:50'59.569				
39	Artline Team Georgia	S.ABKAZAVA	Pit IN	23'14.583	13:46'22.647				
			PIT OUT	24'51.770	13:47'59.834	1'37.187 (1)	1'37.000		
			Pit IN	27'55.147	13:51'03.211				
51	Rexal FFF Racing Team	O.LEE	Pit IN	21'11.084	13:44'19.148				
		D.WELLS	PIT OUT	22'45.613	13:45'53.677	1'34.529 (1)	1'34.000		
54	Target Racing	M.TEEKENS	Pit IN	27'48.135	13:50'56.199				
		M.MORETTI	PIT OUT	29'23.344	13:52'31.408	1'35.209 (1)	1'34.000		
55	GT3 Poland	A.LEWANDOWSKI	Pit IN	24'48.837	13:47'56.901				
			PIT OUT	26'25.989	13:49'34.053	1'37.152 (1)	1'37.000		
60	VSR	A.LEWANDOWSKI	Pit IN	22'48.414	13:45'56.478				
			PIT OUT	24'27.361	13:47'35.425	1'38.947 (1)	1'37.000		
61	Bonaldi Motorsport	M.WEERING	Pit IN	20'51.561	13:43'59.625				
		L.SPINELLI	PIT OUT	22'25.401	13:45'33.465	1'33.840 (1)	1'34.000	0.160	0.480
63	Cedric Leimer	C.LEIMER	Pit IN	27'19.877	13:50'27.941				

Powered by FICr Perugia Timing

ROGER DUBUIS



6th ROUND

Lamborghini Super Trofeo - Round 6 - Portimao

Super Trofeo Europe - Pit Times Race 2

Autodromo Int. do Algarve 4.653 m

Start: 13:23'08.064 1: 13:43'08.064 / 13:53'08.064

No.	Entrant	Driver		Race Time	Local Time	Pit Time	Ref. Time	Difference	Penalty
66	Micanek Motorsport ACCR	B.FORMANEK	Pit IN	21'09.630	13:44'17.694	1'38.602 (1)	1'34.000		
		K.BASZ	PIT OUT	22'48.232	13:45'56.296				
69	RD Signs Racing Team	A.BUTKEVICIUS	Pit IN	27'06.426	13:50'14.490	1'38.305 (1)	1'34.000		
		A.BATRAKS	PIT OUT	28'44.731	13:51'52.795				
70	Leipert Motorsport	B.LEITCH	Pit IN	29'32.959	13:52'41.023	1'34.173 (1)	1'34.000		
		G.WATZINGER	PIT OUT	31'07.132	13:54'15.196				
71	Brutal Fish Racing Team	M.RYBA	Pit IN	21'16.333	13:44'24.397	1'34.064 (1)	1'34.000		
		E.LIBERATI	PIT OUT	22'50.397	13:45'58.461				
72	Rexal FFF Racing Team	K.PRABAKARAN	Pit IN	24'14.348	13:47'22.412	2'19.488 (1)	1'37.000		
			PIT OUT	26'33.836	13:49'41.900				
77	Alfredo Hernandez Ortega	A.HERNANDEZ ORTEGA	Pit IN	22'15.778	13:45'23.842	1'38.004 (1)	1'37.000		
			PIT OUT	23'53.782	13:47'01.846				
78	VSR	E.ZONZINI	Pit IN	29'41.808	13:52'49.872	1'35.155 (1)	1'34.000		
		E.COLOMBINI	PIT OUT	31'16.963	13:54'25.027				
83	Iron Dames	D.PIN	Pit IN	29'29.583	13:52'37.647	1'33.431 (1)	1'34.000	0.569	1.707
		M.GATTING	PIT OUT	31'03.014	13:54'11.078				
87	Leipert Motorsport	K.LI	Pit IN	25'08.653	13:48'16.717	1'33.494 (1)	1'34.000	0.506	1.518
		J.BRUNOT	PIT OUT	26'42.147	13:49'50.211				
88	Imperiale Racing	H.FABRI	Pit IN	25'55.542	13:49'03.606	1'37.420 (1)	1'37.000		
			PIT OUT	27'32.962	13:50'41.026				
90	GT3 Poland	H.HARMSSEN	Pit IN	23'13.187	13:46'21.251	1'40.754 (1)	1'37.000		
			PIT OUT	24'53.941	13:48'02.005				
91	Bonaldi Motorsport	P.BIGLIERI	Pit IN	21'22.788	13:44'30.852	1'35.285 (1)	1'34.000		
		P.PEROLINI	PIT OUT	22'58.073	13:46'06.137				
96	Automobile Tricolore	R.GIANNONI	Pit IN	21'20.287	13:44'28.351	1'38.316 (1)	1'37.000		
			PIT OUT	22'58.603	13:46'06.667				
97	Leipert Motorsport	M.ESKELINEN	Pit IN	28'36.680	13:51'44.744	1'36.045 (1)	1'34.000		
		J.KREBS	PIT OUT	30'12.725	13:53'20.789				
98	Gerard Van der Horst	G.VAN DER HORST	Pit IN	24'00.641	13:47'08.705	1'37.959 (1)	1'37.000		
			PIT OUT	25'38.600	13:48'46.664				
4	Rexal FFF Racing Team	Marc Rostan							
8	Rexal FFF Racing Team	Luciano Privitello							
12	Boutsen Racing	Daniel Waszczinski							
31	Boutsen Racing	Francois Grimm							

Powered by FICr Perugia Timing

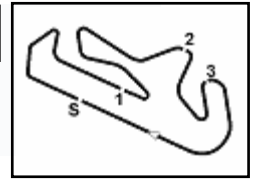
ROGER DUBUIS





6th ROUND

8.11

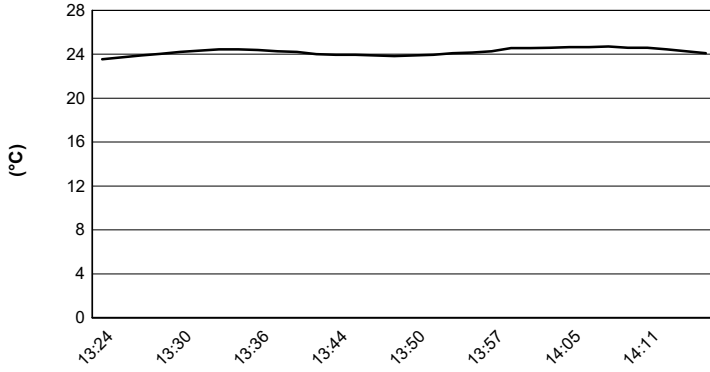


Lamborghini Super Trofeo - Round 6 - Portimao Super Trofeo Europe - Weather Report Race 2

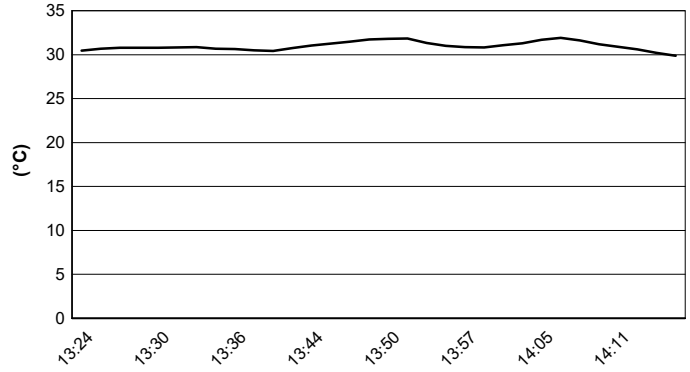
Autodromo Int. do Algarve 4.653 m

Session started 13:23 - Session ended 14:17

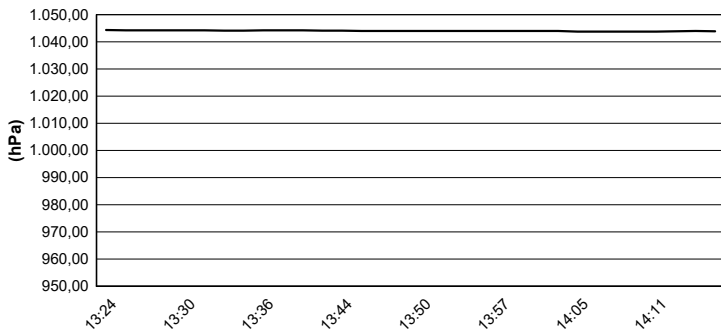
Air Temperature



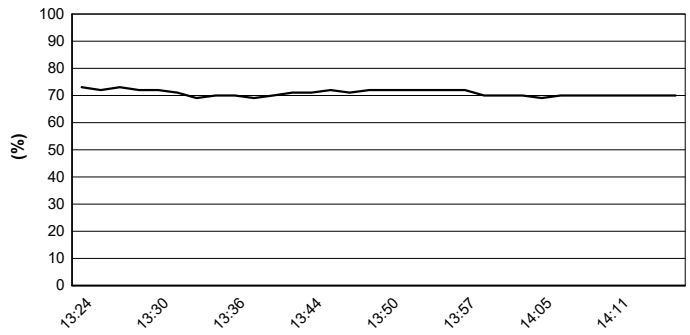
Track Temperature



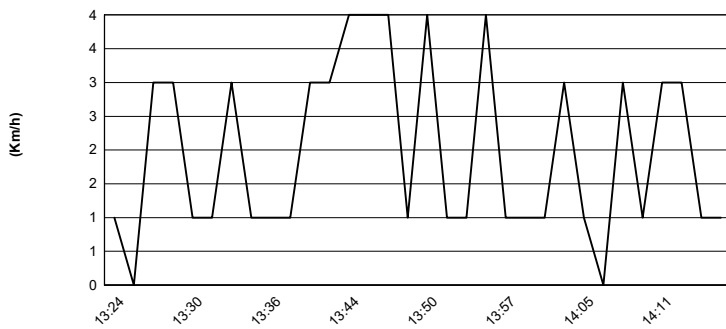
Air Pressure



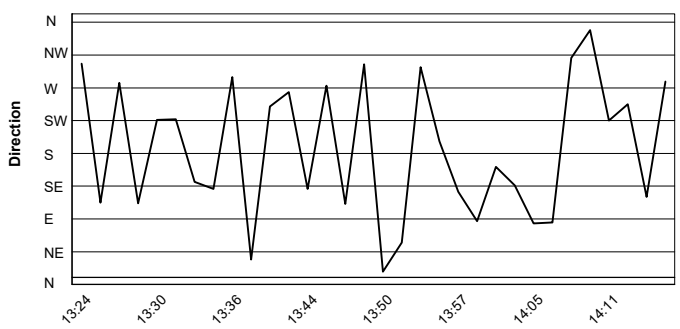
Humidity



Wind Speed



Wind Direction

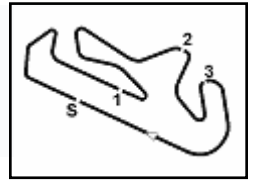


04/11/2022

Powered by FICr Perugia Timing

ROGER DUBUIS





Lamborghini Super Trofeo - Round 6 - Portimao Super Trofeo Europe - Starting Grid Race 2 (Duration: 50')

Autodromo Int. do Algarve 4.653 m

21	72	PRABAKARAN K. Rexal FFF Racing Team	Lamborghini 1'54.973	77	HERNANDEZ ORTEGA BDR Competition	Lamborghini 1'55.967
20	22	WAGNER K. Micanek Motorsport ACCR	Lamborghini 1'51.494	88	FABRI H. Imperiale Racing	Lamborghini 1'52.079
19	31	GRIMM F. Boutsen Racing	Lamborghini 1'49.346	8	PRIVITELIO L. Rexal FFF Racing Team	Lamborghini 1'50.173
18	69	BUTKEVICIUS A. RD Signs Racing Team	Lamborghini 1'48.790	12	WASZCZINSKI D. Boutsen Racing	Lamborghini 1'48.925
17	2	DUBELLY E. Boutsen Racing	Lamborghini 1'46.890	98	VAN DER HORST G. Van der Horst Motorsport	Lamborghini 1'47.849
16	26	SEMOULIN B. Semspeed	Lamborghini 1'46.825	87	LI K. Leipert Motorsport	Lamborghini 1'46.881
15	39	ABKAZAVA S. Artline Team Georgia	Lamborghini 1'46.661	4	ROSTAN M. Rexal FFF Racing Team	Lamborghini 1'46.758
14	5	MOCZULSKI G. GT3 Poland	Lamborghini 1'46.406	90	HARMSEN H. GT3 Poland	Lamborghini 1'46.586
13	13	GUERIN S. Arkadia Racing	Lamborghini 1'46.369	91	BIGLIERI P. Bonaldi Motorsport	Lamborghini 1'46.380
12	97	ESKELINEN M. Leipert Motorsport	Lamborghini 1'46.070	11	TARABINI A. Oregon Team	Lamborghini 1'46.282
11	96	GIANNONI R. Automobile Tricolore	Lamborghini 1'46.038	20	VAN DEN BERG B. HBR motorsport	Lamborghini 1'46.043
10	19	LEIMER C. Autovitesse	Lamborghini 1'45.943	63	LEIMER C. Autovitesse	Lamborghini 1'45.983
9	29	PEDROSA D. Rexal FFF Racing Team	Lamborghini 1'45.752	71	RYBA M. Brutal Fish Racing Team	Lamborghini 1'45.920
8	21	RINDONE G. Leipert Motorsport	Lamborghini 1'45.458	51	LEE O. Rexal FFF Racing Team	Lamborghini 1'45.570
7	66	FORMANEK B. Micanek Motorsport ACCR	Lamborghini 1'45.254	27	CIGLIA M. Oregon Team	Lamborghini 1'45.305
6	18	SERBAN D. Leipert Motorsport	Lamborghini 1'44.691	55	LEWANDOWSKI A. GT3 Poland	Lamborghini 1'45.165
5	9	PETELET M. Target Racing	Lamborghini 1'44.102	60	LEWANDOWSKI A. VSR	Lamborghini 1'44.464
4	28	BONDUEL A. BDR Competition	Lamborghini 1'43.885	36	LEMERET S. CMR	Lamborghini 1'44.089
3	78	ZONZINI E. VSR	Lamborghini 1'43.560	61	WEERING M. Bonaldi Motorsport	Lamborghini 1'43.621
2	70	LEITCH B. Leipert Motorsport	Lamborghini 1'43.198	6	D'AURIA J. VSR	Lamborghini 1'43.370
1	83	PIN D. Iron Dames	Lamborghini 1'42.330	54	TEEKENS M. Target Racing	Lamborghini 1'43.108