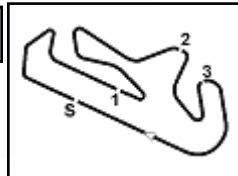


6<sup>th</sup> ROUND

7.1



## Lamborghini Super Trofeo - Round 6 - Portimao

## Super Trofeo Europe - Results Race 1

Autodromo Int. do Algarve 4.653 m

Laps 24 = 111,672 km - Avg 135,926 km/h - Race Time 49'17.625

1 / 2

No.	Driver 1 Entrant	Driver 2 Team	Car	Class	Laps	Time	Gap	Rel.	Fastest Lap
1	<b>28 BONDUEL Amaury (FRA)</b> AMAURY BONDUEL	BDR Competition	Huracán Super Trofeo EVO2	PRO	24	49'17.625		23	1'56.940
2	<b>54 TEEKENS Milan (NLD)</b> TARGET RACING	<b>MORETTI Marzio (ITA) 1'59.909</b> Target Racing	Huracán Super Trofeo EVO2	PRO	24	49'45.969	<b>28.344</b>	<b>28.344</b>	24 1'58.248
3	<b>27 CIGLIA Massimo (ITA) 1'59.859</b> OREGON TEAM	<b>WILLIAMSON Lewis (GBR)</b> Oregon Team	Huracán Super Trofeo EVO2	PROAM	24	49'51.664	<b>34.039</b>	<b>5.695</b>	11 1'57.766
4	<b>66 FORMANEK Bronek (CZE) 2'00.559</b> MICANEK MOTORSPORT ACCR	<b>BASZ Karol (POL)</b> MicaneK Motorsport ACCR	Huracán Super Trofeo EVO2	PROAM	24	50'02.317	<b>44.692</b>	<b>10.653</b>	12 1'58.976
5	<b>83 PIN Doriane (FRA)</b> IRON DAMES	<b>GATTING Michelle (DNK) 1'59.899</b> Iron Dames	Huracán Super Trofeo EVO2	PRO	24	50'02.481	<b>44.856</b>	<b>0.164</b>	20 1'58.295
6	<b>9 PETELET Milane (FRA)</b> TARGET RACING	<b>GVAZAVA Dmitry 1'59.979</b> Target Racing	Huracán Super Trofeo EVO2	PROAM	24	50'17.306	<b>59.681</b>	<b>14.825</b>	18 1'58.348
7	<b>20 VAN DEN BERG Robert (NLD)</b> ROBERT VAN DEN BERG	<b>VAN DEN BERG Benjamin (NLD) 1'59.329</b> HBR motorsport	Huracán Super Trofeo EVO2	PROAM	24	50'18.295	<b>1'00.670</b>	<b>0.989</b>	11 1'59.266
8	<b>78 COLOMBINI Emanuel (SMR) 2'01.015</b> VSR	<b>ZONZINI Emanuele (SMR)</b> VSR	Huracán Super Trofeo EVO2	PROAM	24	50'20.261	<b>1'02.636</b>	<b>1.966</b>	24 1'57.945
9	<b>71 RYBA Martin (SVK) 2'01.575</b> BRUTAL FISH RACING TEAM	<b>LIBERATI Edoardo (ITA)</b> Brutal Fish Racing Team	Huracán Super Trofeo EVO2	PROAM	24	50'20.895	<b>1'03.270</b>	<b>0.634</b>	12 1'59.012
10	<b>11 BERTO Filippo (ITA) 2'00.436</b> OREGON TEAM	<b>TARABINI Alessandro Lorenzo (ITA)</b> Oregon Team	Huracán Super Trofeo EVO2	PRO	24	50'30.693	<b>1'13.068</b>	<b>9.798</b>	16 1'59.418
11	<b>51 WELLS Dan (GBR)</b> REXAL FFF RACING TEAM	<b>LEE Oscar (USA) 2'00.561</b> Rexal FFF Racing Team	Huracán Super Trofeo EVO2	PROAM	24	50'33.127	<b>1'15.502</b>	<b>2.434</b>	5 2'00.449
12	<b>60 LEWANDOWSKI Andrzej (POL)</b> VSR	VSR	Huracán Super Trofeo EVO2	AM	24	50'41.520	<b>1'23.895</b>	<b>8.393</b>	21 1'59.735
13	<b>29 PEDROSA Daniel (ESP) 2'01.509</b> REXAL FFF RACING TEAM	<b>BORGA Antonin (CHE)</b> Rexal FFF Racing Team	Huracán Super Trofeo EVO2	PROAM	24	50'57.661	<b>1'40.036</b>	<b>16.141</b>	7 2'01.192
14	<b>70 WATZINGER Gerhard (USA) 2'05.400</b> LEIPERT MOTORSPORT	<b>LEITCH Brendon (NZL)</b> Leipert Motorsport	Huracán Super Trofeo EVO2	PROAM	24	50'58.580	<b>1'40.955</b>	<b>0.919</b>	24 1'57.914
15	<b>61 WEERING Max (NLD)</b> BONALDI MOTORSPORT	<b>SPINELLI Loris (ITA) 2'02.572</b> Bonaldi Motorsport	Huracán Super Trofeo EVO2	PRO	24	51'02.091	<b>1'44.466</b>	<b>3.511</b>	22 <b>1'55.573</b>
16	<b>39 ABKAZAVA Shota (GEO)</b> ARTLINE TEAM GEORGIA	Artline Team Georgia	Huracán Super Trofeo EVO2	AM	24	51'02.629	<b>1'45.004</b>	<b>0.538</b>	21 2'00.226
17	<b>36 LEMERET Stephane (FRA)</b> CHAB EVOLUTION	<b>BOURACHOT Charly (FRA) 2'01.207</b> CMR	Huracán Super Trofeo EVO2	PRO	24	51'06.410	<b>1'48.785</b>	<b>3.781</b>	22 1'58.376
18	<b>19 LEIMER Cyril (CHE)</b> CYRIL LEIMER	Autovitesse	Huracán Super Trofeo EVO2	AM	24	51'09.042	<b>1'51.417</b>	<b>2.632</b>	22 1'59.458
19	<b>97 ESKELINEN Mikko (FIN)</b> LEIPERT MOTORSPORT	<b>KREBS Jurgen (CHE) 2'04.376</b> Leipert Motorsport	Huracán Super Trofeo EVO2	AM	24	51'10.306	<b>1'52.681</b>	<b>1.264</b>	22 1'59.561
20	<b>87 BRUNOT Jean-Francois (USA)</b> LEIPERT MOTORSPORT	<b>LI Kerong (USA) 2'01.990</b> Leipert Motorsport	Huracán Super Trofeo EVO2	PROAM	24	51'12.717	<b>1'55.092</b>	<b>2.411</b>	7 2'00.888
21P	<b>18 SERBAN David-Mihai (ROU)</b> LEIPERT MOTORSPORT	Leipert Motorsport	Huracán Super Trofeo EVO2	PRO	23	49'17.960	<b>1 Lap</b>	<b>1 Lap</b>	22 1'59.217
22P	<b>55 LEWANDOWSKI Adrian (POL)</b> GT3 POLAND	GT3 Poland	Huracán Super Trofeo EVO2	AM	23	49'29.149	<b>1 Lap</b>	<b>11.189</b>	22 1'58.757
23	<b>96 GIANNONI Raffaele (ITA)</b> AUTOMOBILE TRICOLORE	Automobile Tricolore	Huracán Super Trofeo EVO2	AM	23	49'34.615	<b>1 Lap</b>	<b>5.466</b>	15 2'00.972
24	<b>21 RINDONE Gabriel (ITA)</b> LEIPERT MOTORSPORT	Leipert Motorsport	Huracán Super Trofeo EVO2	AM	23	50'12.817	<b>1 Lap</b>	<b>38.202</b>	19 2'02.083
25	<b>2 FELIGIONI Pierre (FRA) 2'04.096</b> BOUTSEN RACING	<b>DUBELLY Elie (FRA)</b> Boutsen Racing	Huracán Super Trofeo EVO2	AM	23	50'13.111	<b>1 Lap</b>	<b>0.294</b>	19 2'02.064
26	<b>5 MOCZULSKI Grzegorz (POL)</b> GT3 POLAND	GT3 Poland	Huracán Super Trofeo EVO2	AM	23	50'32.949	<b>1 Lap</b>	<b>19.838</b>	17 2'02.116
27P	<b>63 LEIMER Cedric (CHE)</b> CEDRIC LEIMER	Autovitesse	Huracán Super Trofeo EVO2	AM	23	50'37.596	<b>1 Lap</b>	<b>4.647</b>	19 2'00.789
28	<b>26 SEMOULIN Francois (BEL)</b> SCUDERIA TORNACUM	<b>SEMOULIN Benoit (BEL) 2'04.416</b> Semspeed	Huracán Super Trofeo EVO2	LC	23	50'38.626	<b>1 Lap</b>	<b>1.030</b>	8 2'04.300
29	<b>69 BUTKEVICIUS Audrius (LTU) 2'05.236</b> RD SIGNS RACING TEAM	<b>BATRAKS Arturs (LVA)</b> RD Signs Racing Team	Huracán Super Trofeo EVO2	AM	23	50'52.687	<b>1 Lap</b>	<b>14.061</b>	7 2'04.739
30	<b>4 GOSSELIN Claude-Yves (FRA) 2'05.040</b> REXAL FFF RACING TEAM	<b>ROSTAN Marc (FRA)</b> Rexal FFF Racing Team	Huracán Super Trofeo EVO2	AM	22	49'39.438	<b>2 Laps</b>	<b>1 Lap</b>	21 2'03.236
31	<b>98 VAN DER HORST Gerard (NLD)</b> GERARD VAN DER HORST	Van der Horst Motorsport	Huracán Super Trofeo EVO2	LC	22	49'44.735	<b>2 Laps</b>	<b>5.297</b>	16 2'04.782
32	<b>91 PEROLINI Pietro (ITA) 2'07.652</b> BONALDI MOTORSPORT	<b>BIGLIERI Paolo (ITA)</b> Bonaldi Motorsport	Huracán Super Trofeo EVO2	PROAM	22	49'45.363	<b>2 Laps</b>	<b>0.628</b>	22 2'02.392
33	<b>13 GUERIN Stephan (FRA)</b> STEPHAN GUERIN	Arkadia Racing	Huracán Super Trofeo EVO2	AM	22	49'52.943	<b>2 Laps</b>	<b>7.580</b>	21 1'59.329
34	<b>88 FABRI Hans (NLD)</b> IMPERIALE RACING	Imperiale Racing	Huracán Super Trofeo EVO2	LC	22	50'26.778	<b>2 Laps</b>	<b>33.835</b>	15 2'06.854
35	<b>77 HERNANDEZ ORTEGA Alfredo (MEX)</b> ALFREDO HERNANDEZ ORTEGA	BDR Competition	Huracán Super Trofeo EVO2	LC	22	50'44.123	<b>2 Laps</b>	<b>17.345</b>	15 2'07.519
36	<b>72 PRABAKARAN Kumar (MYS)</b> REXAL FFF RACING TEAM	Rexal FFF Racing Team	Huracán Super Trofeo EVO2	LC	21	50'00.262	<b>3 Laps</b>	<b>1 Lap</b>	18 2'12.647

Clerk of the Course : Delcio Santos

Race Director : Alain Adam

04/11/2022 Start 08:48 End 09:40

Powered by FICr Perugia Timing

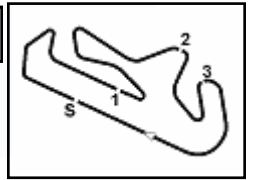
ROGER DUBUIS





6<sup>th</sup> ROUND

7.1



# Lamborghini Super Trofeo - Round 6 - Portimao

## Super Trofeo Europe - Results Race 1

Autodromo Int. do Algarve 4.653 m

Laps 20 = 93,060 km - Avg 113,272 km/h - Race Time 50'19.493

2 / 2

37	<b>22</b>	<b>WAGNER Kurt (DEU)</b> MICANEK MOTORSPORT ACCR	<b>DVORACEK Libor (CZE) 2'08.295</b> Micanek Motorsport ACCR	Huracán Super Trofeo EVO2	LC	20	50'19.493	<b>4 Laps</b>	<b>1 Lap</b>	15	2'07.966
38	<b>8</b>	<b>PRIVITELIO Luciano (SMR) 2'07.386</b> REXAL FFF RACING TEAM	<b>PRIVITELIO Donovan (FRA)</b> Rexal FFF Racing Team	Huracán Super Trofeo EVO2	LC	18	39'54.954	<b>6 Laps</b>	<b>2 Laps</b>	8	2'01.660
----- <b>Not Classified</b> -----											
<i>RET</i>	<b>6</b>	<b>D'AURIA Jean-Luc (CHE)</b> VSR	<b>TRIBAUDINI Stephane (FRA)</b> VSR	Huracán Super Trofeo EVO2	PRO	11	22'13.245	<b>13 Laps</b>		5	1'59.539
<i>RET</i>	<b>90</b>	<b>HARMSSEN Holger (DEU)</b> GT3 POLAND	<b>GT3 Poland</b>	Huracán Super Trofeo EVO2	AM	10	21'43.999	<b>14 Laps</b>		9	2'03.453
<i>RET</i>	<b>31</b>	<b>GRIMM Francois (CHE)</b> BOUTSEN RACING	<b>Boutsen Racing</b>	Huracán Super Trofeo EVO2	LC	2	5'13.100	<b>22 Laps</b>			
<i>NS</i>	<b>12</b>	<b>WASZCZINSKI Daniel (FRA)</b> BOUTSEN RACING	<b>Boutsen Racing</b>	Huracán Super Trofeo EVO2	LC						

Starting: 42 Classified: 38 Not Classified: 0 Retired: 3 Not Started: 1  
Fastest Lap N. 22 No. 61 Max Weering Time 1'55.573 Avg. 144,937 Km/h

Humidity:	87%	AIR	21°C
Condition:	DRY	Track	20°C

### Penalty and Infringement

08.54	<b>71</b>	<b>Brutal Fish Racing Team</b>	Start Under Investigation
08.57	<b>71</b>	<b>Brutal Fish Racing Team</b>	No Further Action
09.12	<b>55</b>	<b>GT3 Poland</b>	5 sec penalty at the end of the race - causing a collision
09.20	<b>63</b>	<b>Cedric Leimer</b>	5 sec penalty at the end of the race - causing a collision
09.22	<b>36</b>	<b>Chab Evolution</b>	Drive Through Penalty - Pit Stop Infringement
09.22	<b>18</b>	<b>Leipert Motorsport</b>	0.156 sec penalty at the end of the race - Pit Stop Infringement

Clerk of the Course : Delcio Santos

Race Director : Alain Adam

04/11/2022 Start 08:48 End 09:40

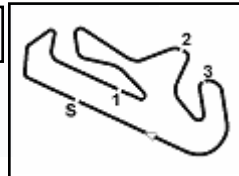
Powered by FICr Perugia Timing

ROGER DUBUIS



6<sup>th</sup> ROUND

7.2



# Lamborghini Super Trofeo - Round 6 - Portimao

## Super Trofeo Europe - Result by Class Race 1

Autodromo Int. do Algarve 4.653 m

1 / 2

### AM Cup

Laps 24 = 111,672 km - Avg 132,177 km/h - Race Time 50'41.520

No.	Driver 1 Entrant	Driver 2 Team	Car	Laps	Time	Gap	Rel.	Fastest Lap
1	60 LEWANDOWSKI Andrzej (POL) VSR	VSR	Huracán Super Trofeo EVO2	24	50'41.520		21	1'59.735
2	39 ABKAZAVA Shota (GEO) ARTLINE TEAM GEORGIA	Artline Team Georgia	Huracán Super Trofeo EVO2	24	51'02.629	21.109	21.109	21 2'00.226
3	19 LEIMER Cyril (CHE) CYRIL LEIMER	Autovitesse	Huracán Super Trofeo EVO2	24	51'09.042	27.522	6.413	22 1'59.458
4	97 ESKELINEN Mikko (FIN) LEIPERT MOTORSPORT	KREBS Jurgen (CHE) 2'04.376 Leipert Motorsport	Huracán Super Trofeo EVO2	24	51'10.306	28.786	1.264	22 1'59.561
5P	55 LEWANDOWSKI Adrian (POL) GT3 POLAND	GT3 Poland	Huracán Super Trofeo EVO2	23	49'29.149	1 Lap	1 Lap	22 1'58.757
6	96 GIANNONI Raffaele (ITA) AUTOMOBILE TRICOLORE	Automobile Tricolore	Huracán Super Trofeo EVO2	23	49'34.615	1 Lap	5.466	15 2'00.972
7	21 RINDONE Gabriel (ITA) LEIPERT MOTORSPORT	Leipert Motorsport	Huracán Super Trofeo EVO2	23	50'12.817	1 Lap	38.202	19 2'02.083
8	2 FELIGIONI Pierre (FRA) 2'04.096 BOUTSEN RACING	DUBELLY Elie (FRA) Boutsen Racing	Huracán Super Trofeo EVO2	23	50'13.111	1 Lap	0.294	19 2'02.064
9	5 MOCZULSKI Grzegorz (POL) GT3 POLAND	GT3 Poland	Huracán Super Trofeo EVO2	23	50'32.949	1 Lap	19.838	17 2'02.116
10P	63 LEIMER Cedric (CHE) CEDRIC LEIMER	Autovitesse	Huracán Super Trofeo EVO2	23	50'37.596	1 Lap	4.647	19 2'00.789
11	69 BUTKEVICIUS Audrius (LTU) 2'05.236 RD SIGNS RACING TEAM	BATRAKS Arturs (LVA) RD Signs Racing Team	Huracán Super Trofeo EVO2	23	50'52.687	1 Lap	15.091	7 2'04.739
12	4 GOSSELIN Claude-Yves (FRA) 2'05.040 REXAL FFF RACING TEAM	ROSTAN Marc (FRA) Rexal FFF Racing Team	Huracán Super Trofeo EVO2	22	49'39.438	2 Laps	1 Lap	21 2'03.236
13	13 GUERIN Stephan (FRA) STEPHAN GUERIN	Arkadia Racing	Huracán Super Trofeo EVO2	22	49'52.943	2 Laps	13.505	21 1'59.329
----- Not Classified -----								
RET	90 HARMSSEN Holger (DEU) GT3 POLAND	GT3 Poland	Huracán Super Trofeo EVO2	10	21'43.999	14 Laps	9	2'03.453

Starting: 14 Classified: 13 Not Classified: 0 Retired: 1 Not Started: 0

Fastest Lap N. 22 No. 55 Adrian Lewandowski Time 1'58.757 Avg. 141,051 Km/h

### LC Cup

Laps 23 = 107,019 km - Avg 126,790 km/h - Race Time 50'38.626

No.	Driver 1 Entrant	Driver 2 Team	Car	Laps	Time	Gap	Rel.	Fastest Lap
1	26 SEMOULIN Francois (BEL) SCUDERIA TORNACUM	SEMOULIN Benoit (BEL) 2'04.416 Semspeed	Huracán Super Trofeo EVO2	23	50'38.626		8	2'04.300
2	98 VAN DER HORST Gerard (NLD) GERARD VAN DER HORST	Van der Horst Motorsport	Huracán Super Trofeo EVO2	22	49'44.735	1 Lap	1 Lap	16 2'04.782
3	88 FABRI Hans (NLD) IMPERIALE RACING	Imperiale Racing	Huracán Super Trofeo EVO2	22	50'26.778	1 Lap	42.043	15 2'06.854
4	77 HERNANDEZ ORTEGA Alfredo (MEX) ALFREDO HERNANDEZ ORTEGA	BDR Competition	Huracán Super Trofeo EVO2	22	50'44.123	1 Lap	17.345	15 2'07.519
5	72 PRABAKARAN Kumar (MYS) REXAL FFF RACING TEAM	Rexal FFF Racing Team	Huracán Super Trofeo EVO2	21	50'00.262	2 Laps	1 Lap	18 2'12.647
6	22 WAGNER Kurt (DEU) MICANEK MOTORSPORT ACCR	DVORACEK Libor (CZE) 2'08.295 MicaneK Motorsport ACCR	Huracán Super Trofeo EVO2	20	50'19.493	3 Laps	1 Lap	15 2'07.966
7	8 PRIVITELIO Luciano (SMR) 2'07.386 REXAL FFF RACING TEAM	PRIVITELIO Donovan (FRA) Rexal FFF Racing Team	Huracán Super Trofeo EVO2	18	39'54.954	5 Laps	2 Laps	8 2'01.660
----- Not Classified -----								
RET	31 GRIMM Francois (CHE) BOUTSEN RACING	Boutsen Racing	Huracán Super Trofeo EVO2	2	5'13.100	21 Laps		
NS	12 WASZCZINSKI Daniel (FRA) BOUTSEN RACING	Boutsen Racing	Huracán Super Trofeo EVO2					

Starting: 9 Classified: 7 Not Classified: 0 Retired: 1 Not Started: 1

Fastest Lap N. 8 No. 8 Donovan Privitelio Time 2'01.660 Avg. 137,685 Km/h

Clerk of the Course : Delcio Santos

Race Director : Alain Adam

04/11/2022 Start 08:48 End 09:40

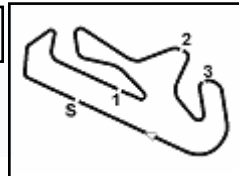
Powered by FICr Perugia Timing

ROGER DUBUIS



6<sup>th</sup> ROUND

7.2



# Lamborghini Super Trofeo - Round 6 - Portimao

## Super Trofeo Europe - Result by Class Race 1

Autodromo Int. do Algarve 4.653 m

2 / 2

### PRO Cup

Laps 24 = 111,672 km - Avg 135,926 km/h - Race Time 49'17.625

No.	Driver 1 Entrant	Driver 2 Team	Car	Laps	Time	Gap	Rel.	Fastest Lap
1	<b>28 BONDUEL Amaury (FRA)</b> AMAURY BONDUEL	BDR Competition	Huracán Super Trofeo EVO2	24	49'17.625		23	1'56.940
2	<b>54 TEEKENS Milan (NLD)</b> TARGET RACING	<b>MORETTI Marzio (ITA) 1'59.909</b> Target Racing	Huracán Super Trofeo EVO2	24	49'45.969	<b>28.344</b>	<b>28.344</b>	24 1'58.248
3	<b>83 PIN Doriane (FRA)</b> IRON DAMES	<b>GATTING Michelle (DNK) 1'59.899</b> Iron Dames	Huracán Super Trofeo EVO2	24	50'02.481	<b>44.856</b>	<b>16.512</b>	20 1'58.295
4	<b>11 BERTO Filippo (ITA) 2'00.436</b> OREGON TEAM	<b>TARABINI Alessandro Lorenzo (ITA)</b> Oregon Team	Huracán Super Trofeo EVO2	24	50'30.693	<b>1'13.068</b>	<b>28.212</b>	16 1'59.418
5	<b>61 WEERING Max (NLD)</b> BONALDI MOTORSPORT	<b>SPINELLI Loris (ITA) 2'02.572</b> Bonaldi Motorsport	Huracán Super Trofeo EVO2	24	51'02.091	<b>1'44.466</b>	<b>31.398</b>	22 <b>1'55.573</b>
6	<b>36 LEMERET Stephane (FRA)</b> CHAB EVOLUTION	<b>BOURACHOT Charly (FRA) 2'01.207</b> CMR	Huracán Super Trofeo EVO2	24	51'06.410	<b>1'48.785</b>	<b>4.319</b>	22 1'58.376
7P	<b>18 SERBAN David-Mihai (ROU)</b> LEIPERT MOTORSPORT	Leipert Motorsport	Huracán Super Trofeo EVO2	23	49'17.960	<b>1 Lap</b>	<b>1 Lap</b>	22 1'59.217
----- <b>Not Classified</b> -----								
RET	<b>6 D'AURIA Jean-Luc (CHE)</b> VSR	<b>TRIBAUDINI Stephane (FRA)</b> VSR	Huracán Super Trofeo EVO2	11	22'13.245	<b>13 Laps</b>		5 1'59.539

Starting: 8 Classified: 7 Not Classified: 0 Retired: 1 Not Started: 0

Fastest Lap N. 22 No. 61 Max Weering Time 1'55.573 Avg. 144,937 Km/h

### PRO AM Cup

Laps 24 = 111,672 km - Avg 134,380 km/h - Race Time 49'51.664

No.	Driver 1 Entrant	Driver 2 Team	Car	Laps	Time	Gap	Rel.	Fastest Lap
1	<b>27 CIGLIA Massimo (ITA) 1'59.859</b> OREGON TEAM	<b>WILLIAMSON Lewis (GBR)</b> Oregon Team	Huracán Super Trofeo EVO2	24	49'51.664		11	<b>1'57.766</b>
2	<b>66 FORMANEK Bronek (CZE) 2'00.559</b> MICANEK MOTORSPORT ACCR	<b>BASZ Karol (POL)</b> MicaneK Motorsport ACCR	Huracán Super Trofeo EVO2	24	50'02.317	<b>10.653</b>	<b>10.653</b>	12 1'58.976
3	<b>9 PETELET Milane (FRA)</b> TARGET RACING	<b>GVAZAVA Dmitry 1'59.979</b> Target Racing	Huracán Super Trofeo EVO2	24	50'17.306	<b>25.642</b>	<b>14.989</b>	18 1'58.348
4	<b>20 VAN DEN BERG Robert (NLD)</b> ROBERT VAN DEN BERG	<b>VAN DEN BERG Benjamin (NLD) 1'59.329</b> HBR motorsport	Huracán Super Trofeo EVO2	24	50'18.295	<b>26.631</b>	<b>0.989</b>	11 1'59.266
5	<b>78 COLOMBINI Emanuel (SMR) 2'01.015</b> VSR	<b>ZONZINI Emanuele (SMR)</b> VSR	Huracán Super Trofeo EVO2	24	50'20.261	<b>28.597</b>	<b>1.966</b>	24 1'57.945
6	<b>71 RYBA Martin (SVK) 2'01.575</b> BRUTAL FISH RACING TEAM	<b>LIBERATI Edoardo (ITA)</b> Brutal Fish Racing Team	Huracán Super Trofeo EVO2	24	50'20.895	<b>29.231</b>	<b>0.634</b>	12 1'59.012
7	<b>51 WELLS Dan (GBR)</b> REXAL FFF RACING TEAM	<b>LEE Oscar (USA) 2'00.561</b> Rexal FFF Racing Team	Huracán Super Trofeo EVO2	24	50'33.127	<b>41.463</b>	<b>12.232</b>	5 2'00.449
8	<b>29 PEDROSA Daniel (ESP) 2'01.509</b> REXAL FFF RACING TEAM	<b>BORGA Antonin (CHE)</b> Rexal FFF Racing Team	Huracán Super Trofeo EVO2	24	50'57.661	<b>1'05.997</b>	<b>24.534</b>	7 2'01.192
9	<b>70 WATZINGER Gerhard (USA) 2'05.400</b> LEIPERT MOTORSPORT	<b>LEITCH Brendon (NZL)</b> Leipert Motorsport	Huracán Super Trofeo EVO2	24	50'58.580	<b>1'06.916</b>	<b>0.919</b>	24 1'57.914
10	<b>87 BRUNOT Jean-Francois (USA)</b> LEIPERT MOTORSPORT	<b>LI Kerong (USA) 2'01.990</b> Leipert Motorsport	Huracán Super Trofeo EVO2	24	51'12.717	<b>1'21.053</b>	<b>14.137</b>	7 2'00.888
11	<b>91 PEROLINI Pietro (ITA) 2'07.652</b> BONALDI MOTORSPORT	<b>BIGLIERI Paolo (ITA)</b> Bonaldi Motorsport	Huracán Super Trofeo EVO2	22	49'45.363	<b>2 Laps</b>	<b>2 Laps</b>	22 2'02.392

Starting: 11 Classified: 11 Not Classified: 0 Retired: 0 Not Started: 0

Fastest Lap N. 11 No. 27 Lewis Williamson Time 1'57.766 Avg. 142,238 Km/h

Humidity:	87%	AIR	21°C
Condition:	DRY	Track	20°C

Clerk of the Course : Delcio Santos

Race Director : Alain Adam

04/11/2022	Start 08:48	End 09:40
------------	----------------	--------------

Powered by FICr Perugia Timing

# ROGER DUBUIS



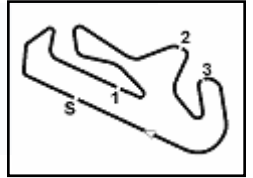


6<sup>th</sup> ROUND

Lamborghini Super Trofeo - Round 6 - Portimao

Super Trofeo Europe - Lap Chart Race 1

7.4



Autodromo Int. do Algarve 4.653 m

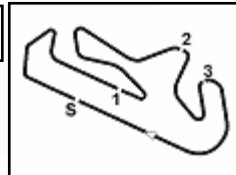
		Lap																								
		1	2	3	4	5	6	7	8	9	10	11	12	13	14	15	16	17	18	19	20	21	22	23	24	
1	28	28	28	28	28	28	27	27	27	27	27	27	66	66	28	28	28	28	28	28	28	28	28	28	28	28
2	66	66	27	27	27	27	28	28	28	28	28	28	27	27	66	66	66	66	66	66	66	66	66	66	83	54
3	27	27	66	66	66	66	66	66	66	66	66	66	66	28	28	27	27	27	27	27	27	27	83	54	27	
4	71	71	71	71	71	71	71	71	71	71	71	71	71	71	71	71	71	83	83	83	83	83	83	54	27	66
5	54	6	6	6	6	6	6	6	6	6	6	6	54	54	83	83	71	54	54	54	54	54	27	66	83	
6	6	54	54	54	54	54	54	54	54	54	54	54	51	51	54	54	54	71	71	71	71	71	71	71	9	
7	51	51	51	51	51	51	51	51	51	51	83	83	83	11	51	51	51	20	20	20	20	20	20	20	20	
8	83	83	83	83	83	83	83	83	83	83	51	51	20	29	20	20	20	20	51	51	9	9	9	9	78	
9	29	29	29	29	29	29	29	29	29	29	29	29	20	20	11	60	36	36	36	9	9	9	78	78	78	
10	20	29	29	29	29	29	29	29	29	29	29	29	29	87	11	9	9	11	11	11	11	51	11	11	11	
11	11	11	11	9	9	9	9	9	9	9	11	11	60	8	9	11	11	78	78	78	11	51	51	51	51	
12	9	9	9	11	11	11	11	11	11	9	60	87	83	78	78	78	36	36	36	60	60	60	60	60	60	
13	60	60	60	39	78	78	78	78	78	78	78	9	8	20	29	29	60	60	60	60	29	29	29	29	29	
14	8	8	39	60	60	60	60	60	60	60	60	8	39	36	60	60	29	29	29	29	39	39	39	39	70	
15	61	39	78	78	8	8	8	8	8	8	8	87	19	9	87	87	87	87	87	39	87	70	70	70	61	
16	21	78	8	8	87	87	87	87	87	87	87	78	61	78	18	18	18	39	39	87	70	87	87	61	39	
17	78	21	87	87	18	39	39	39	39	39	39	39	69	18	39	39	39	19	19	97	19	19	19	19	36	
18	39	87	18	18	39	18	18	18	18	18	18	18	55	39	8	19	19	97	97	70	19	36	36	36	19	
19	18	18	55	55	90	36	36	36	36	36	36	19	21	19	19	8	97	70	70	19	36	97	61	87	97	
20	87	55	90	90	36	90	90	90	90	19	69	26	97	97	97	70	18	18	18	61	61	97	97	97	87	
21	55	90	36	36	55	55	55	55	55	55	69	61	36	70	70	70	8	8	61	61	18	18	18	18	18	
22	90	61	19	19	19	19	19	19	19	19	97	55	9	61	96	96	61	61	96	55	55	55	55	55	55	
23	36	36	61	97	97	97	97	97	97	97	61	21	78	96	61	61	96	96	55	96	96	96	96	96	96	
24	96	19	97	69	69	69	69	69	69	69	63	26	91	55	55	55	55	55	63	63	63	21	21	21	21	
25	19	96	69	61	61	63	63	63	63	55	5	18	63	63	63	63	63	8	21	21	63	2	2	2	2	
26	97	97	96	96	96	61	61	61	61	61	21	2	98	5	21	21	21	21	21	2	2	2	5	63	63	
27	91	69	70	70	63	96	96	96	96	21	2	36	97	2	2	2	2	2	2	5	5	5	5	63	5	
28	70	70	4	4	70	70	70	70	2	5	91	70	69	69	26	26	5	5	26	26	26	26	26	26	26	
29	69	4	21	63	21	21	21	21	5	26	98	96	21	26	5	26	26	69	69	69	69	69	69	69	69	
30	4	91	63	21	2	2	2	2	2	26	90	97	63	26	5	69	69	69	98	98	4	4	4	4	4	
31	5	5	91	2	5	5	5	5	96	91	70	2	98	98	98	98	98	98	4	4	98	98	98	98	98	
32	13	63	2	5	26	26	26	26	70	98	96	5	91	91	91	4	4	4	91	91	91	91	91	91	91	
33	2	2	5	26	91	91	91	91	91	4	63	13	4	4	4	91	91	91	77	13	13	13	13	13	13	
34	26	26	26	91	22	22	22	22	22	70	13	77	77	77	77	77	77	77	13	88	88	88	88	88	88	
35	22	22	22	22	98	98	98	98	98	96	77	4	88	88	88	88	88	88	88	88	77	77	77	77	77	
36	77	98	98	98	77	77	77	77	4	13	4	88	13	13	13	13	13	13	13	72	72	72	72	72		
37	98	13	77	77	88	88	88	88	88	77	77	88	72	72	72	72	72	72	72	72	22	22	22	22	22	
38	63	77	88	88	72	72	4	4	88	88	72	22	22	22	22	22	22	22	22	22	22	22	22	22	22	
39	72	88	13	72	13	13	72	13	13	72	22	22	22	22	22	22	22	22	22	22	22	22	22	22	22	
40	88	72	72	13	4	4	13	72	72	22	22	22	22	22	22	22	22	22	22	22	22	22	22	22	22	
41	31	31																								

Final Result			
1	28	AMAURY BONDUEL	Laps 24
2	54	TARGET RACING	28.344
3	27	OREGON TEAM	34.039
4	66	MICANEK MOTORSP	44.692
5	83	IRON DAMES	44.856
6	9	TARGET RACING	59.681
7	20	ROBERT VAN DEN B	1'00.670
8	78	VSR	1'02.636
9	71	BRUTAL FISH RACIN	1'03.270
10	11	OREGON TEAM	1'13.068
11	51	REXAL FFF RACING	1'15.502
12	60	VSR	1'23.895
13	29	REXAL FFF RACING	1'40.036
14	70	LEIPERT MOTORSP	1'40.955
15	61	BONALDI MOTORSP	1'44.466
16	39	ARTLINE TEAM GEO	1'45.004
17	36	CHAB EVOLUTION	1'48.785
18	19	CYRIL LEIMER	1'51.417
19	97	LEIPERT MOTORSP	1'52.681
20	87	LEIPERT MOTORSP	1'55.092
21	18	LEIPERT MOTORSP	1 Lap
22	55	GT3 POLAND (P)	1 Lap
23	96	AUTOMOBILE TRICO	1 Lap
24	21	LEIPERT MOTORSP	1 Lap
25	2	BOUTSEN RACING	1 Lap
26	5	GT3 POLAND	1 Lap
27	63	CEDRIC LEIMER (P)	1 Lap
28	26	SCUDERIA TORNACU	1 Lap
29	69	RD SIGNS RACING T	1 Lap
30	4	REXAL FFF RACING	2 Laps
31	98	GERARD VAN DER H	2 Laps
32	91	BONALDI MOTORSP	2 Laps
33	13	STEPHAN GUERIN	2 Laps
34	88	IMPERIALE RACING	2 Laps
35	77	ALFREDO HERNAND	2 Laps
36	72	REXAL FFF RACING	3 Laps
37	22	MICANEK MOTORSP	4 Laps
38	8	REXAL FFF RACING	6 Laps
RET	6	VSR	13 Laps
RET	90	GT3 POLAND	14 Laps
RET	31	BOUTSEN RACING	22 Laps
NS	12	BOUTSEN RACING	



6<sup>th</sup> ROUND

7.5



# Lamborghini Super Trofeo - Round 6 - Portimao

## Super Trofeo Europe - Sectors and Speed Race 1

Autodromo Int. do Algarve 4.653 m

1 / 2

### RESULTS

1	28 AMAURY BONDUEL	Huracán Super Trofeo EVO2	Laps 24
2	54 TARGET RACING	Huracán Super Trofeo EVO2	28.344
3	27 OREGON TEAM	Huracán Super Trofeo EVO2	34.039
4	66 MICANEK MOTORSPORT AC	Huracán Super Trofeo EVO2	44.692
5	83 IRON DAMES	Huracán Super Trofeo EVO2	44.856
6	9 TARGET RACING	Huracán Super Trofeo EVO2	59.681
7	20 ROBERT VAN DEN BERG	Huracán Super Trofeo EVO2	1'00.670
8	78 VSR	Huracán Super Trofeo EVO2	1'02.636
9	71 BRUTAL FISH RACING TEAM	Huracán Super Trofeo EVO2	1'03.270
10	11 OREGON TEAM	Huracán Super Trofeo EVO2	1'13.068
11	51 REXAL FFF RACING TEAM	Huracán Super Trofeo EVO2	1'15.502
12	60 VSR	Huracán Super Trofeo EVO2	1'23.895
13	29 REXAL FFF RACING TEAM	Huracán Super Trofeo EVO2	1'40.036
14	70 LEIPERT MOTORSPORT	Huracán Super Trofeo EVO2	1'40.955
15	61 BONALDI MOTORSPORT	Huracán Super Trofeo EVO2	1'44.466
16	39 ARTLINE TEAM GEORGIA	Huracán Super Trofeo EVO2	1'45.004
17	36 CHAB EVOLUTION	Huracán Super Trofeo EVO2	1'48.785
18	19 CYRIL LEIMER	Huracán Super Trofeo EVO2	1'51.417
19	97 LEIPERT MOTORSPORT	Huracán Super Trofeo EVO2	1'52.681
20	87 LEIPERT MOTORSPORT	Huracán Super Trofeo EVO2	1'55.092
21	18 LEIPERT MOTORSPORT	Huracán Super Trofeo EVO2	1 Lap
22	55 GT3 POLAND	Huracán Super Trofeo EVO2	1 Lap
23	96 AUTOMOBILE TRICOLORE	Huracán Super Trofeo EVO2	1 Lap
24	21 LEIPERT MOTORSPORT	Huracán Super Trofeo EVO2	1 Lap
25	2 BOUTSEN RACING	Huracán Super Trofeo EVO2	1 Lap
26	5 GT3 POLAND	Huracán Super Trofeo EVO2	1 Lap
27	63 CEDRIC LEIMER	Huracán Super Trofeo EVO2	1 Lap
28	26 SCUDERIA TORNACUM	Huracán Super Trofeo EVO2	1 Lap
29	69 RD SIGNS RACING TEAM	Huracán Super Trofeo EVO2	1 Lap
30	4 REXAL FFF RACING TEAM	Huracán Super Trofeo EVO2	2 Laps
31	98 GERARD VAN DER HORST	Huracán Super Trofeo EVO2	2 Laps
32	91 BONALDI MOTORSPORT	Huracán Super Trofeo EVO2	2 Laps
33	13 STEPHAN GUERIN	Huracán Super Trofeo EVO2	2 Laps
34	88 IMPERIALE RACING	Huracán Super Trofeo EVO2	2 Laps
35	77 ALFREDO HERNANDEZ ORT	Huracán Super Trofeo EVO2	2 Laps
36	72 REXAL FFF RACING TEAM	Huracán Super Trofeo EVO2	3 Laps
37	22 MICANEK MOTORSPORT AC	Huracán Super Trofeo EVO2	4 Laps
38	8 REXAL FFF RACING TEAM	Huracán Super Trofeo EVO2	6 Laps
RET	6 VSR	Huracán Super Trofeo EVO2	13 Laps
RET	90 GT3 POLAND	Huracán Super Trofeo EVO2	14 Laps
RET	31 BOUTSEN RACING	Huracán Super Trofeo EVO2	22 Laps
NS	12 BOUTSEN RACING	Huracán Super Trofeo EVO2	

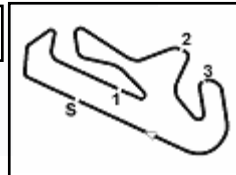
### SPEED

1	61 BONALDI MOTORSPORT	Huracán Super Trofeo EVO2	277,6
2	66 MICANEK MOTORSPORT AC	Huracán Super Trofeo EVO2	272,0
3	97 LEIPERT MOTORSPORT	Huracán Super Trofeo EVO2	271,4
4	83 IRON DAMES	Huracán Super Trofeo EVO2	270,7
5	18 LEIPERT MOTORSPORT	Huracán Super Trofeo EVO2	270,0
6	28 AMAURY BONDUEL	Huracán Super Trofeo EVO2	270,0
7	71 BRUTAL FISH RACING TEAM	Huracán Super Trofeo EVO2	269,3
8	63 CEDRIC LEIMER	Huracán Super Trofeo EVO2	269,3
9	60 VSR	Huracán Super Trofeo EVO2	268,7
10	36 CHAB EVOLUTION	Huracán Super Trofeo EVO2	268,7
11	54 TARGET RACING	Huracán Super Trofeo EVO2	268,7
12	11 OREGON TEAM	Huracán Super Trofeo EVO2	268,0
13	9 TARGET RACING	Huracán Super Trofeo EVO2	267,3
14	29 REXAL FFF RACING TEAM	Huracán Super Trofeo EVO2	267,3
15	6 VSR	Huracán Super Trofeo EVO2	267,3
16	19 CYRIL LEIMER	Huracán Super Trofeo EVO2	267,3
17	21 LEIPERT MOTORSPORT	Huracán Super Trofeo EVO2	267,3
18	13 STEPHAN GUERIN	Huracán Super Trofeo EVO2	266,7
19	27 OREGON TEAM	Huracán Super Trofeo EVO2	266,7
20	55 GT3 POLAND	Huracán Super Trofeo EVO2	266,7
21	51 REXAL FFF RACING TEAM	Huracán Super Trofeo EVO2	266,0
22	96 AUTOMOBILE TRICOLORE	Huracán Super Trofeo EVO2	266,0
23	70 LEIPERT MOTORSPORT	Huracán Super Trofeo EVO2	266,0
24	78 VSR	Huracán Super Trofeo EVO2	266,0
25	87 LEIPERT MOTORSPORT	Huracán Super Trofeo EVO2	266,0
26	20 ROBERT VAN DEN BERG	Huracán Super Trofeo EVO2	265,4
27	4 REXAL FFF RACING TEAM	Huracán Super Trofeo EVO2	265,4
28	5 GT3 POLAND	Huracán Super Trofeo EVO2	264,7
29	2 BOUTSEN RACING	Huracán Super Trofeo EVO2	264,7
30	8 REXAL FFF RACING TEAM	Huracán Super Trofeo EVO2	264,7
31	91 BONALDI MOTORSPORT	Huracán Super Trofeo EVO2	264,7
32	22 MICANEK MOTORSPORT AC	Huracán Super Trofeo EVO2	264,1
33	26 SCUDERIA TORNACUM	Huracán Super Trofeo EVO2	264,1
34	39 ARTLINE TEAM GEORGIA	Huracán Super Trofeo EVO2	263,4
35	77 ALFREDO HERNANDEZ ORT	Huracán Super Trofeo EVO2	262,8
36	90 GT3 POLAND	Huracán Super Trofeo EVO2	262,1
37	98 GERARD VAN DER HORST	Huracán Super Trofeo EVO2	262,1
38	69 RD SIGNS RACING TEAM	Huracán Super Trofeo EVO2	261,5
39	88 IMPERIALE RACING	Huracán Super Trofeo EVO2	260,9
40	72 REXAL FFF RACING TEAM	Huracán Super Trofeo EVO2	258,4
41	31 BOUTSEN RACING	Huracán Super Trofeo EVO2	252,3



6<sup>th</sup> ROUND

7.5



# Lamborghini Super Trofeo - Round 6 - Portimao

## Super Trofeo Europe - Sectors and Speed Race 1

Autodromo Int. do Algarve 4.653 m

2 / 2

SEG. 1			SEG. 2			SEG. 3			SEG. 4						
1	61	BONALDI MOTORSPOR	35.973	1	61	BONALDI MOTORSPOR	35.940	1	61	BONALDI MOTORSPOR	23.377	1	61	BONALDI MOTORSPOR	19.320
2	28	AMAURY BONDUEL	35.996	2	28	AMAURY BONDUEL	36.671	2	9	TARGET RACING	23.808	2	36	CHAB EVOLUTION	19.463
3	27	OREGON TEAM	36.391	3	55	GT3 POLAND	36.872	3	28	AMAURY BONDUEL	23.990	3	28	AMAURY BONDUEL	19.512
4	78	VSR	36.494	4	27	OREGON TEAM	36.942	4	11	OREGON TEAM	24.101	4	27	OREGON TEAM	19.526
5	54	TARGET RACING	36.499	5	78	VSR	36.949	5	13	STEPHAN GUERIN	24.104	5	66	MICANEK MOTORSPOR	19.566
6	66	MICANEK MOTORSPOR	36.507	6	70	LEIPERT MOTORSPOR	36.996	6	36	CHAB EVOLUTION	24.175	6	54	TARGET RACING	19.572
7	60	VSR	36.533	7	9	TARGET RACING	37.017	7	71	BRUTAL FISH RACING	24.208	7	78	VSR	19.590
8	36	CHAB EVOLUTION	36.601	8	54	TARGET RACING	37.129	8	78	VSR	24.211	8	9	TARGET RACING	19.650
9	71	BRUTAL FISH RACING	36.621	9	83	IRON DAMES	37.250	9	27	OREGON TEAM	24.232	9	70	LEIPERT MOTORSPOR	19.754
10	9	TARGET RACING	36.621	10	19	CYRIL LEIMER	37.383	10	18	LEIPERT MOTORSPOR	24.329	10	83	IRON DAMES	19.759
11	70	LEIPERT MOTORSPOR	36.629	11	20	ROBERT VAN DEN BER	37.473	11	19	CYRIL LEIMER	24.331	11	18	LEIPERT MOTORSPOR	19.773
12	19	CYRIL LEIMER	36.644	12	66	MICANEK MOTORSPOR	37.505	12	83	IRON DAMES	24.333	12	71	BRUTAL FISH RACING	19.787
13	83	IRON DAMES	36.662	13	96	AUTOMOBILE TRICOLO	37.546	13	97	LEIPERT MOTORSPOR	24.385	13	60	VSR	19.790
14	39	ARTLINE TEAM GEORG	36.700	14	97	LEIPERT MOTORSPOR	37.588	14	20	ROBERT VAN DEN BER	24.397	14	11	OREGON TEAM	19.801
15	11	OREGON TEAM	36.710	15	71	BRUTAL FISH RACING	37.595	15	66	MICANEK MOTORSPOR	24.403	15	55	GT3 POLAND	19.805
16	97	LEIPERT MOTORSPOR	36.736	16	39	ARTLINE TEAM GEORG	37.638	16	6	VSR	24.466	16	6	VSR	19.812
17	18	LEIPERT MOTORSPOR	36.769	17	36	CHAB EVOLUTION	37.691	17	70	LEIPERT MOTORSPOR	24.475	17	20	ROBERT VAN DEN BER	19.817
18	55	GT3 POLAND	36.784	18	6	VSR	37.695	18	55	GT3 POLAND	24.478	18	51	REXAL FFF RACING TE	19.844
19	20	ROBERT VAN DEN BER	36.880	19	18	LEIPERT MOTORSPOR	37.756	19	54	TARGET RACING	24.506	19	39	ARTLINE TEAM GEORG	19.972
20	13	STEPHAN GUERIN	36.898	20	11	OREGON TEAM	37.803	20	87	LEIPERT MOTORSPOR	24.544	20	5	GT3 POLAND	20.037
21	8	REXAL FFF RACING TE	36.913	21	13	STEPHAN GUERIN	37.912	21	51	REXAL FFF RACING TE	24.666	21	97	LEIPERT MOTORSPOR	20.043
22	63	CEDRIC LEIMER	36.987	22	60	VSR	38.041	22	60	VSR	24.728	22	19	CYRIL LEIMER	20.088
23	29	REXAL FFF RACING TE	37.186	23	63	CEDRIC LEIMER	38.068	23	21	LEIPERT MOTORSPOR	24.740	23	4	REXAL FFF RACING TE	20.091
24	96	AUTOMOBILE TRICOLO	37.211	24	51	REXAL FFF RACING TE	38.155	24	2	BOUTSEN RACING	24.749	24	63	CEDRIC LEIMER	20.112
25	6	VSR	37.227	25	29	REXAL FFF RACING TE	38.247	25	39	ARTLINE TEAM GEORG	24.781	25	29	REXAL FFF RACING TE	20.125
26	51	REXAL FFF RACING TE	37.273	26	21	LEIPERT MOTORSPOR	38.304	26	91	BONALDI MOTORSPOR	24.797	26	8	REXAL FFF RACING TE	20.140
27	87	LEIPERT MOTORSPOR	37.310	27	87	LEIPERT MOTORSPOR	38.401	27	29	REXAL FFF RACING TE	24.810	27	2	BOUTSEN RACING	20.150
28	5	GT3 POLAND	37.474	28	2	BOUTSEN RACING	38.432	28	8	REXAL FFF RACING TE	24.813	28	87	LEIPERT MOTORSPOR	20.158
29	21	LEIPERT MOTORSPOR	37.480	29	5	GT3 POLAND	38.456	29	96	AUTOMOBILE TRICOLO	24.861	29	13	STEPHAN GUERIN	20.206
30	2	BOUTSEN RACING	37.625	30	8	REXAL FFF RACING TE	38.525	30	63	CEDRIC LEIMER	24.887	30	21	LEIPERT MOTORSPOR	20.310
31	4	REXAL FFF RACING TE	37.908	31	91	BONALDI MOTORSPOR	38.558	31	5	GT3 POLAND	24.924	31	96	AUTOMOBILE TRICOLO	20.337
32	91	BONALDI MOTORSPOR	38.028	32	90	GT3 POLAND	38.818	32	90	GT3 POLAND	25.045	32	26	SCUDERIA TORNACUM	20.390
33	90	GT3 POLAND	38.240	33	69	RD SIGNS RACING TEA	39.295	33	4	REXAL FFF RACING TE	25.203	33	90	GT3 POLAND	20.562
34	26	SCUDERIA TORNACUM	38.259	34	98	GERARD VAN DER HO	39.323	34	69	RD SIGNS RACING TEA	25.211	34	69	RD SIGNS RACING TEA	20.716
35	77	ALFREDO HERNANDE	38.406	35	4	REXAL FFF RACING TE	39.379	35	26	SCUDERIA TORNACUM	25.236	35	91	BONALDI MOTORSPOR	21.009
36	98	GERARD VAN DER HO	38.428	36	26	SCUDERIA TORNACUM	39.441	36	98	GERARD VAN DER HO	25.352	36	98	GERARD VAN DER HO	21.074
37	69	RD SIGNS RACING TEA	38.557	37	77	ALFREDO HERNANDE	40.172	37	77	ALFREDO HERNANDE	25.783	37	88	IMPERIALE RACING	21.109
38	88	IMPERIALE RACING	38.869	38	88	IMPERIALE RACING	40.288	38	22	MICANEK MOTORSPOR	25.899	38	22	MICANEK MOTORSPOR	21.173
39	22	MICANEK MOTORSPOR	39.194	39	22	MICANEK MOTORSPOR	40.851	39	88	IMPERIALE RACING	26.241	39	77	ALFREDO HERNANDE	21.439
40	72	REXAL FFF RACING TE	39.804	40	72	REXAL FFF RACING TE	41.223	40	31	BOUTSEN RACING	26.677	40	72	REXAL FFF RACING TE	21.887
41	31	BOUTSEN RACING	41.096	41	31	BOUTSEN RACING	42.720	41	72	REXAL FFF RACING TE	26.904	41	31	BOUTSEN RACING	22.353

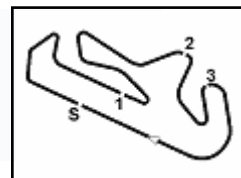






6<sup>th</sup> ROUND

7.6



# Lamborghini Super Trofeo - Round 6 - Portimao Super Trofeo Europe - Analysis Race 1

Autodromo Int. do Algarve 4.653 m

Start at 8:48'22.080

2 / 9

4	37.859	38.727	25.398	20.139	2'02.123	266,0	8:56'44.444	8	42.128	42.891	27.310	23.168	2'15.497	257,1	9:07'03.450		
5	38.112	38.433	25.016	20.263	2'01.824	266,0	8:58'46.268	9	42.149	42.616	26.745	22.263	2'13.773	242,2	9:09'17.223		
6	37.616	38.508	24.912	20.359	2'01.395	264,7	9:00'47.663	10	42.090	41.846	28.029	21.549	2'13.514	261,5	9:11'30.737		
7	38.061	38.614	26.031	20.289	2'02.995	265,4	9:02'50.658	11	39.964	42.418	26.481	22.133	2'10.996	261,5	9:13'41.733		
8	38.085	38.053	24.834	20.325	2'01.297	266,7	9:04'51.955	12	40.886	41.795	26.302	29.422	2'18.405P	260,2	9:16'00.138		
9	37.937	37.956	24.703	20.462	2'01.058	266,7	9:06'53.013	13	2'12.568	42.253	27.335	21.835	3'43.991P		9:19'44.129		
10	38.928	38.714	24.854	20.051	2'02.547	266,7	9:08'55.560	14	39.873	40.655	25.915	21.784	2'08.227	259,0	9:21'52.356		
11	38.157	38.943	25.557	29.343	2'12.000P	266,0	9:11'07.560	15	38.583	41.438	26.211	21.675	2'07.907	264,1	9:24'00.263		
12	2'07.510	39.033	24.738	20.155	3'31.436P		9:14'38.996	16	37.935	39.499	25.745	21.139	2'04.318	263,4	9:26'04.581		
13	38.102	37.604	24.623	<b>19.650</b>	1'59.979	252,3	9:16'38.975	17	37.825	40.051	25.353	20.913	2'04.142	264,1	9:28'08.723		
Milane Petelet																	
14	37.753	39.147	24.687	20.077	2'01.664	264,7	9:18'40.639	18	37.273	38.090	25.649	20.712	2'01.724	<b>266,7</b>	9:30'10.447		
15	38.738	37.940	24.329	19.951	2'00.958	264,1	9:20'41.597	19	37.558	39.903	24.968	21.124	2'03.553	266,0	9:32'14.000		
16	37.426	37.624	24.347	20.005	1'59.402	265,4	9:22'40.999	20	37.577	37.958	24.356	<b>20.206</b>	2'00.097	264,7	9:34'14.097		
17	37.052	37.389	25.028	19.858	1'59.327	266,7	9:24'40.326	21	<b>36.898</b>	<b>37.912</b>	<b>24.104</b>	20.415	<b>1'59.329</b>	<b>266,7</b>	9:36'13.426		
18	36.921	37.319	24.313	19.795	<b>1'58.348</b>	264,7	9:26'38.674	22	37.096	38.638	25.589	20.274	2'01.597	265,4	9:38'15.023		
19	<b>36.621</b>	40.968	26.017	20.340	2'03.946	266,0	9:28'42.620	18 Leipert Motorsport (1'59.217)									Race Time 49'52.943
20	38.161	37.690	<b>23.808</b>	19.792	1'59.451	265,4	9:30'42.071	Lap	Seg.1	Seg.2	Seg.3	Seg.4	Lap Time	km/h	Local Time		
21	36.674	37.382	24.552	20.019	1'58.627	266,0	9:32'40.698	David-Mihai Serban									
22	37.661	<b>37.017</b>	24.476	19.653	1'58.807	262,8	9:34'39.505	1		42.096	26.256	21.770	2'18.742		8:50'40.822		
23	36.867	37.557	24.717	19.685	1'58.826	266,0	9:36'38.331	2	40.755	41.526	26.015	20.692	2'08.988	254,7	8:52'49.810		
24	38.134	37.904	24.845	20.172	2'01.055	266,7	9:38'39.386	3	40.026	39.504	25.527	20.585	2'05.642	258,4	8:54'55.452		
Race Time 50'17.306																	

### 11 Oregon Team (1'59.418)

Lap	Seg.1	Seg.2	Seg.3	Seg.4	Lap Time	km/h	Local Time
Alessandro Lorenzo Tarabini							
1		40.362	25.792	20.818	2'12.322		8:50'34.402
Filippo Berto							
2	38.563	39.450	25.491	20.556	2'04.060	261,5	8:52'38.462
3	38.174	38.751	25.951	20.209	2'03.085	264,1	8:54'41.547
4	38.179	39.894	25.639	20.133	2'03.845	263,4	8:56'45.392
5	37.914	39.009	25.063	20.093	2'02.079	266,7	8:58'47.471
6	37.737	38.711	24.678	20.380	2'01.506	266,7	9:00'48.977
7	37.714	38.579	25.063	20.577	2'01.933	265,4	9:02'50.910
8	37.786	38.744	25.635	19.821	2'01.986	265,4	9:04'52.896
9	37.533	38.409	24.693	<b>19.801</b>	2'00.436	266,7	9:06'53.332
10	37.913	37.879	24.711	19.934	2'00.437	263,4	9:08'53.769
11	36.986	38.097	25.103	20.351	2'00.537	<b>268,0</b>	9:10'54.306
12	37.624	38.536	24.520	19.971	2'00.651	265,4	9:12'54.957
13	37.086	38.517	25.603	29.394	2'10.600P	267,3	9:15'05.557
Alessandro Lorenzo Tarabini							
14	2'07.196	40.684	26.171	20.905	3'34.956P		9:18'40.513
15	38.544	39.272	24.576	20.151	2'02.543	262,1	9:20'43.056
16	37.118	<b>37.803</b>	<b>24.101</b>	20.396	<b>1'59.418</b>	264,7	9:22'42.474
17	37.362	37.892	24.403	20.343	2'00.000	262,8	9:24'42.474
18	37.550	37.863	24.251	20.192	1'59.856	263,4	9:26'42.330
19	37.187	38.054	25.227	20.264	2'00.732	266,0	9:28'43.062
20	39.201	38.781	25.563	20.587	2'04.132	266,0	9:30'47.194
21	37.403	38.039	24.327	20.312	2'00.081	262,8	9:32'47.275
22	<b>36.710</b>	38.059	25.734	20.811	2'01.314	265,4	9:34'48.589
23	37.010	38.264	25.199	21.204	2'01.677	264,1	9:36'50.266
24	38.133	39.548	24.742	20.084	2'02.507	262,8	9:38'52.773
Race Time 50'30.693							

### 13 Stephan Guerin (1'59.329)

Lap	Seg.1	Seg.2	Seg.3	Seg.4	Lap Time	km/h	Local Time
Stephan Guerin							
1		46.815	29.150	24.254	2'31.907		8:50'53.987
2	43.728	45.915	28.915	23.565	2'22.123	230,8	8:53'16.110
3	44.986	44.468	28.404	23.618	2'21.476	251,2	8:55'37.586
4	41.691	44.772	28.695	22.743	2'17.901	256,5	8:57'55.487
5	42.216	43.711	27.946	23.414	2'17.287	260,2	9:00'12.774
6	41.406	43.213	28.546	23.862	2'17.027	258,4	9:02'29.801
7	43.702	43.393	28.536	22.521	2'18.152	236,8	9:04'47.953

### 19 Cyril Leimer (1'59.458)

Lap	Seg.1	Seg.2	Seg.3	Seg.4	Lap Time	km/h	Local Time	
Cyril Leimer								
1			42.485	28.192	21.513	2'24.434	8:50'46.514	
2	39.601		40.390	25.991	21.102	2'07.084	264,1	8:52'53.598
3	39.577		39.599	25.452	21.077	2'05.705	263,4	8:54'59.303
4	38.878		40.155	26.174	20.843	2'06.050	262,1	8:57'05.353
5	38.812		39.475	29.624	20.985	2'08.896	262,8	8:59'14.249
6	38.194		38.603	25.365	21.124	2'03.286	262,1	9:01'17.535
7	37.852		39.124	25.476	20.487	2'02.939	262,1	9:03'20.474
8	38.490		38.541	25.128	20.403	2'02.562	262,1	9:05'23.036
9	38.191		39.110	24.900	20.611	2'02.812	266,7	9:07'25.848
10	40.267		38.579	25.026	20.824	2'04.696	262,8	9:09'30.544
11	38.267		38.534	25.269	20.733	2'02.803	264,7	9:11'33.347
12	38.379		38.624	25.422	28.091	2'10.516P	265,4	9:13'43.863
13	2'10.810		38.155	24.576	20.484	3'34.025P		9:17'17.888
14	37.750		38.195	25.117	20.728	2'01.790	263,4	9:19'19.678
15	37.258		37.923	25.043	21.049	2'01.273	265,4	9:21'20.951
16	36.907		37.500	25.194	20.229	1'59.830	264,1	9:23'20.781
17	37.512		37.492	24.552	20.339	1'59.895	262,8	9:25'20.676

04/11/2022

P = Pits In/Out - C = Lap Time Cancelled

Powered by FICr Perugia Timing

ROGER DUBUIS



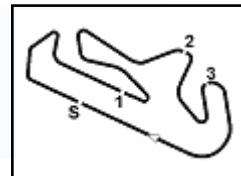






6th ROUND

7.6



# Lamborghini Super Trofeo - Round 6 - Portimao Super Trofeo Europe - Analysis Race 1

Autodromo Int. do Algarve 4.653 m

Start at 8:48'22.080

5 / 9

11	38.298	38.915	25.803	20.471	2'03.487	262,1	9:11'21.170	16	37.511	37.780	25.043	20.077	2'00.411	264,1	9:22'16.535
12	37.789	38.847	25.851	27.949	2'10.436P	262,8	9:13'31.606	17	36.909	37.640	24.772	19.651	1'58.972	265,4	9:24'15.507
13	2'13.886	38.308	24.852	20.218	3'37.264P		9:17'08.870	18	36.697	37.629	24.549	19.840	1'58.715	265,4	9:26'14.222
14	36.826	38.937	25.319	20.437	2'01.519	262,8	9:19'10.389	19	37.275	37.601	24.721	19.973	1'59.570	266,0	9:28'13.792
15	37.240	38.998	26.150	20.309	2'02.697	<b>263,4</b>	9:21'13.086	20	36.865	37.394	24.737	19.739	1'58.735	262,8	9:30'12.527
16	37.545	38.024	25.411	20.240	2'01.220	262,8	9:23'14.306	21	<b>36.499</b>	37.633	24.602	19.833	1'58.567	268,0	9:32'11.094
17	37.494	38.345	25.081	20.338	2'01.258	<b>263,4</b>	9:25'15.564	22	36.772	38.424	24.787	19.684	1'59.667	267,3	9:34'10.761
18	37.019	38.652	24.877	20.273	2'00.821	262,1	9:27'16.385	23	37.725	37.233	<b>24.506</b>	19.576	1'59.040	266,7	9:36'09.801
19	37.432	38.679	25.788	20.290	2'02.189	262,8	9:29'18.574	24	37.036	<b>37.129</b>	24.511	<b>19.572</b>	<b>1'58.248</b>	266,7	9:38'08.049
20	37.210	38.024	26.034	<b>19.972</b>	2'01.240	262,1	9:31'19.814								
21	36.818	<b>37.638</b>	25.265	20.505	<b>2'00.226</b>	262,1	9:33'20.040								
22	37.839	38.182	24.937	20.376	2'01.334	262,8	9:35'21.374								
23	<b>36.700</b>	38.291	25.271	20.410	2'00.672	262,8	9:37'22.046								
24	38.130	38.746	24.870	20.917	2'02.663	262,1	9:39'24.709								

Race Time 49'45.969

### 55 GT3 Poland (1'58.757)

Lap	Seg.1	Seg.2	Seg.3	Seg.4	Lap Time	km/h	Local Time
Adrian Lewandowski							
1		42.137	26.073	21.996	2'20.582		8:50'42.662
2	39.924	41.453	26.520	21.337	2'09.234	251,7	8:52'51.896
3	39.017	39.515	25.914	21.148	2'05.594	260,9	8:54'57.490
4	39.249	39.760	26.061	21.201	2'06.271	259,0	8:57'03.761
5	39.534	39.836	25.510	20.591	2'05.471	259,0	8:59'09.232
6	38.638	39.852	25.294	20.592	2'04.376	262,8	9:01'13.608
7	38.803	39.210	25.042	21.252	2'04.307	259,6	9:03'17.915
8	38.484	39.511	25.348	20.614	2'03.957	262,8	9:05'21.872
9	39.080	38.808	24.860	20.863	2'03.611	262,1	9:07'25.483
10	1'03.620	39.441	25.424	20.749	2'29.234	259,0	9:09'54.717
11	36.986	37.957	26.269	20.558	2'01.770	263,4	9:11'56.487
12	38.108	38.820	25.039	28.630	2'10.597P	264,7	9:14'07.084
13	2'09.690	38.009	24.533	20.033	3'32.265P		9:17'39.349
14	38.020	37.889	25.125	20.415	2'01.449	265,4	9:19'40.798
15	37.392	38.217	24.623	20.395	2'00.627	262,8	9:21'41.425
16	37.357	37.716	<b>24.478</b>	20.236	1'59.787	263,4	9:23'41.212
17	37.767	39.039	25.727	20.181	2'02.714	264,1	9:25'43.926
18	37.904	38.200	25.929	20.388	2'02.421	262,8	9:27'46.347
19	38.049	37.338	24.918	21.465	2'01.770	<b>266,7</b>	9:29'48.117
20	37.530	37.185	24.920	20.456	2'00.091	266,0	9:31'48.208
21	<b>36.784</b>	<b>36.872</b>	25.485	20.179	1'59.320	263,4	9:33'47.528
22	37.081	37.373	24.498	<b>19.805</b>	<b>1'58.757</b>	262,8	9:35'46.285
23	36.876	37.738	24.950	20.380	1'59.944	263,4	9:37'46.229

Race Time 49'24.149 + 5.000Pen

### 60 VSR (1'59.735)

Lap	Seg.1	Seg.2	Seg.3	Seg.4	Lap Time	km/h	Local Time
Andrzej Lewandowski							
1		41.339	26.617	20.914	2'14.502		8:50'36.582
2	39.207	39.284	25.648	20.814	2'04.953	260,2	8:52'41.535
3	38.921	38.803	25.763	20.515	2'04.002	266,7	8:54'45.537
4	39.817	39.292	25.536	20.422	2'05.067	265,4	8:56'50.604
5	38.232	39.551	26.581	20.196	2'04.560	260,2	8:58'55.164
6	38.024	38.726	24.888	20.259	2'01.897	244,9	9:00'57.061
7	37.835	39.337	24.998	20.209	2'02.379	257,1	9:02'59.440
8	37.975	38.595	25.230	20.263	2'02.063	260,9	9:05'01.503
9	37.429	38.897	25.013	20.662	2'02.001	255,3	9:07'03.504
10	37.709	38.584	25.022	20.260	2'01.575	265,4	9:09'05.079
11	37.780	38.958	25.234	20.347	2'02.319	266,7	9:11'07.398
12	37.773	38.843	24.897	20.358	2'01.871	265,4	9:13'09.269
13	38.015	39.122	25.545	29.215	2'11.897P	264,7	9:15'21.166
14	2'09.107	38.510	25.315	19.964	3'32.896P		9:18'54.062
15	37.555	38.337	25.218	19.844	2'00.954	268,0	9:20'55.016
16	37.920	38.621	25.134	20.213	2'01.888	264,7	9:22'56.904
17	36.877	39.262	24.807	20.025	2'00.971	264,1	9:24'57.875
18	36.913	38.734	24.860	<b>19.790</b>	2'00.297	264,7	9:26'58.172
19	36.803	<b>38.041</b>	25.313	20.796	2'00.953	<b>268,7</b>	9:28'59.125
20	36.717	38.619	24.739	19.947	2'00.022	264,1	9:30'59.147
21	<b>36.533</b>	38.191	24.774	20.237	<b>1'59.735</b>	265,4	9:32'58.882
22	36.627	38.245	25.456	20.511	2'00.839	265,4	9:34'59.721
23	36.827	38.982	<b>24.728</b>	20.242	2'00.779	265,4	9:37'00.500

### 54 Target Racing (1'58.248)

Lap	Seg.1	Seg.2	Seg.3	Seg.4	Lap Time	km/h	Local Time
Marzio Moretti							
1		39.058	25.429	20.466	2'08.090		8:50'30.170
2	38.083	38.339	25.071	20.085	2'01.578	264,7	8:52'31.748
3	37.469	38.038	24.805	20.124	2'00.436	265,4	8:54'32.184
4	37.555	38.076	24.654	20.119	2'00.404	265,4	8:56'32.588
5	37.337	37.978	24.694	19.900	1'59.909	266,7	8:58'32.497
6	37.251	38.157	24.581	20.312	2'00.301	266,7	9:00'32.798
7	37.052	38.453	24.773	20.336	2'00.614	266,7	9:02'33.412
8	37.822	39.277	24.784	20.158	2'02.041	<b>268,7</b>	9:04'35.453
9	37.098	38.326	24.890	20.287	2'00.601	267,3	9:06'36.054
10	37.778	39.036	24.599	20.120	2'01.533	266,7	9:08'37.587
11	37.462	37.932	24.620	20.092	2'00.106	267,3	9:10'37.693
12	37.615	40.385	25.277	20.326	2'03.603	268,0	9:12'41.296
13	37.392	38.686	24.606	27.508	2'08.192P	265,4	9:14'49.488
Milan Teekens							
14	2'04.363	37.918	25.098	19.991	3'27.370P		9:18'16.858
15	36.735	37.776	24.667	20.088	1'59.266	266,0	9:20'16.124

04/11/2022

P = Pits In/Out - C = Lap Time Cancelled

Powered by FICr Perugia Timing

ROGER DUBUIS





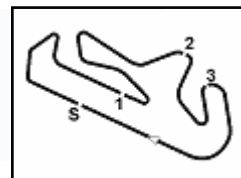






6<sup>th</sup> ROUND

7.6



# Lamborghini Super Trofeo - Round 6 - Portimao Super Trofeo Europe - Analysis Race 1

Autodromo Int. do Algarve 4.653 m

Start at 8:48'22.080

9 / 9

96 Automobile Tricolore (2'00.972)						
Lap	Seg.1	Seg.2	Seg.3	Seg.4	Lap Time	Local Time
Raffaele Giannoni						
1		43.774	27.465	21.939	2'23.205	8:50'45.285
2	40.759	42.013	26.566	21.927	2'11.265	8:52'56.550
3	40.393	40.990	27.080	21.787	2'10.250	247,1 8:55'06.800
4	40.499	39.989	26.547	21.375	2'08.410	254,1 8:57'15.210
5	39.269	39.687	26.300	21.113	2'06.369	255,9 8:59'21.579
6	39.062	41.370	25.807	21.049	2'07.288	261,5 9:01'28.867
7	38.937	40.214	25.984	21.391	2'06.526	254,1 9:03'35.393
8	39.222	39.831	26.134	21.035	2'06.222	258,4 9:05'41.615
9	39.055	39.044	26.166	28.994	2'13.259P	<b>266,0</b> 9:07'54.874
10	2'09.791	38.770	25.130	20.634	3'34.325P	9:11'29.199
11	38.207	38.342	<b>24.861</b>	20.903	2'02.313	265,4 9:13'31.512
12	38.115	38.896	25.183	20.746	2'02.940	263,4 9:15'34.452
13	37.635	37.898	25.146	20.771	2'01.450	264,7 9:17'35.902
14	38.264	38.786	24.977	20.601	2'02.628	258,4 9:19'38.530
15	37.463	<b>37.546</b>	25.187	20.776	<b>2'00.972</b>	265,4 9:21'39.502
16	<b>37.211</b>	38.057	25.055	21.060	2'01.383	<b>266,0</b> 9:23'40.885
17	37.672	39.081	25.486	20.576	2'02.815	265,4 9:25'43.700
18	37.540	38.428	25.725	20.596	2'02.289	264,7 9:27'45.989
19	38.000	38.771	24.944	20.598	2'02.313	265,4 9:29'48.302
20	38.060	38.571	25.519	20.466	2'02.616	264,1 9:31'50.918
21	37.646	38.125	24.955	20.642	2'01.368	265,4 9:33'52.286
22	38.068	37.626	25.605	<b>20.337</b>	2'01.636	<b>266,0</b> 9:35'53.922
23	37.411	38.673	25.455	21.234	2'02.773	264,7 9:37'56.695
Race Time 49'34.615						

4	39.944	42.229	26.573	21.826	2'10.572	254,1	8:57'36.548
5	40.417	41.848	27.012	22.369	2'11.646	248,3	8:59'48.194
6	40.740	42.355	26.085	21.718	2'10.898	249,4	9:01'59.092
7	39.548	41.272	26.287	21.796	2'08.903	257,8	9:04'07.995
8	39.589	41.439	25.932	21.956	2'08.916	257,1	9:06'16.911
9	39.216	41.829	26.833	23.267	2'11.145	253,5	9:08'28.056
10	39.550	41.265	26.561	21.823	2'09.199	259,0	9:10'37.255
11	40.883	41.145	27.241	21.189	2'10.458	258,4	9:12'47.713
12	39.063	40.723	26.463	30.677	2'16.926P	<b>262,1</b>	9:15'04.639
13	2'10.613	43.349	27.444	22.302	3'43.708P		9:18'48.347
14	38.777	39.514	25.935	21.505	2'05.731	259,6	9:20'54.078
15	40.324	39.533	<b>25.352</b>	<b>21.074</b>	2'06.283	252,3	9:23'00.361
16	<b>38.428</b>	<b>39.323</b>	25.639	21.392	<b>2'04.782</b>	259,6	9:25'05.143
17	38.479	40.319	25.526	21.632	2'05.956	<b>262,1</b>	9:27'11.099
18	39.365	41.153	28.150	22.269	2'10.937	251,2	9:29'22.036
19	38.532	40.221	26.645	22.500	2'07.898	254,7	9:31'29.934
20	41.142	41.155	28.672	22.097	2'13.066	225,5	9:33'43.000
21	41.244	41.815	28.679	22.751	2'14.489	243,2	9:35'57.489
22	39.500	41.385	25.940	22.501	2'09.326	251,2	9:38'06.815
Race Time 49'44.735							

97 Leipert Motorsport (1'59.561)						
Lap	Seg.1	Seg.2	Seg.3	Seg.4	Lap Time	Local Time
Mikko Eskelinen						
1		42.472	28.097	21.443	2'24.803	8:50'46.883
Jurgen Krebs						
2	40.029	41.622	26.614	21.555	2'09.820	234,3 8:52'56.703
3	39.602	40.185	26.188	21.467	2'07.442	248,3 8:55'04.145
4	38.925	40.403	25.340	21.130	2'05.798	258,4 8:57'09.943
5	37.999	39.792	26.027	20.947	2'04.765	263,4 8:59'14.708
6	38.976	39.409	25.073	21.143	2'04.601	254,1 9:01'19.309
7	38.128	39.807	25.428	21.102	2'04.465	263,4 9:03'23.774
8	38.412	39.391	25.349	21.224	2'04.376	265,4 9:05'28.150
9	38.321	40.068	25.701	21.337	2'05.427	262,1 9:07'33.577
10	38.717	40.990	25.618	28.349	2'13.674P	262,1 9:09'47.251
11	2'05.898	39.107	24.968	20.720	3'30.693P	9:13'17.944
Mikko Eskelinen						
12	37.389	38.695	24.677	20.650	2'01.411	268,7 9:15'19.355
13	37.275	38.233	25.043	20.429	2'00.980	265,4 9:17'20.335
14	37.141	37.892	24.843	20.939	2'00.815	266,7 9:19'21.150
15	37.181	38.347	24.939	21.140	2'01.607	265,4 9:21'22.757
16	37.531	<b>37.588</b>	24.778	20.054	1'59.951	264,1 9:23'22.708
17	37.420	40.322	24.823	<b>20.043</b>	2'02.608	268,7 9:25'25.316
18	36.929	37.928	24.961	20.060	1'59.878	265,4 9:27'25.194
19	36.922	38.006	25.199	20.327	2'00.454	268,0 9:29'25.648
20	39.294	39.655	25.335	20.281	2'04.565	268,7 9:31'30.213
21	37.731	38.354	25.673	20.463	2'02.221	270,7 9:33'32.434
22	<b>36.736</b>	37.638	24.557	20.630	<b>1'59.561</b>	269,3 9:35'31.995
23	37.096	38.129	24.867	20.379	2'00.471	270,7 9:37'32.466
24	37.298	37.983	<b>24.385</b>	20.254	1'59.920	<b>271,4</b> 9:39'32.386
Race Time 51'10.306						

98 Gerard Van der Horst (2'04.782)						
Lap	Seg.1	Seg.2	Seg.3	Seg.4	Lap Time	Local Time
Gerard Van der Horst						
1		45.504	28.809	23.963	2'33.637	8:50'55.717
2	43.017	45.274	27.451	22.532	2'18.274	231,8 8:53'13.991
3	40.618	42.287	26.700	22.380	2'11.985	255,3 8:55'25.976

04/11/2022

P = Pits In/Out - C = Lap Time Cancelled

Powered by FICr Perugia Timing

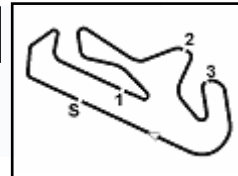
ROGER DUBUIS





6<sup>th</sup> ROUND

7.7



# Lamborghini Super Trofeo - Round 6 - Portimao

## Super Trofeo Europe - Championship Standings

Autodromo Int. do Algarve 4.653 m

1 / 6

Points	Points From First	AM Cup										
		April 2 IMOLA	June 4 PAUL RICARD	July 2 MISANO ADRIATICO	July 29 SPA	October 1 BARCELONA	November 4 PORTIMAO					
1	<b>LEWANDOWSKI</b> Andrzej (POL)	126	8 12	1 15 12	1 1 15 15	6	15 8	1 1 15				
2	<b>RINDONE</b> Gabriel (ITA)	114 12	1 1 15 15	12 15	10 5	1 12	1 10 12	4				
3	<b>GUERIN</b> Stephan (FRA)	100 26	12 4	1 10 8	12 12	1 15 15	8 2					
4	<b>GOSSELIN</b> Claude-Yves (FRA)	64 62	2 8	8	8 10	12 10	6					
5	<b>ROSTAN</b> Marc (FRA)	46 80	2 8	8		12 10	6					
6	<b>DUBELLY</b> Elie (FRA)	43 83	5	2 5	6 4	10 5	3	3				
6	<b>FELIGIONI</b> Pierre (FRA)	43 83	5	2 5	6 4	10 5	3	3				
7	<b>KREBS</b> Jurgen (CHE)	41 85	4 6	5 4	5	5 4		8				
8	<b>WAGNER</b> Louis (LUX)	37 89				5 4	1 12 15					
9	<b>GIANNONI</b> Raffaele (ITA)	33 93	5 10	3 10				5				
10	<b>LEIMER</b> Cyril (CHE)	31 95	6				5 10	10				
11	<b>WAGNER</b> Yuri (LUX)	28 98					1 12 15					
12	<b>VOSSOS</b> Antonios (GRC)	28 98		6 6		6	4 6					
13	<b>MOCZULSKI</b> Grzegorz (POL)	28 98	3 3	4 3	4 6		3	2				
14	<b>LEWANDOWSKI</b> Adrian (POL)	22 104			3 8		5	6				
15	<b>FREYMUTH</b> Oliver (DEU)	20 106	1	1 2		8 8						
16	<b>SARKISSIAN</b> Shahan (LBN)	19 107		1 10 8								
17	<b>MULLER</b> Tim (DEU)	19 107	4 6	5 4								
18	<b>CHOQUE</b> Donald (FRA)	18 108			8 10							
19	<b>HARMSSEN</b> Holger (DEU)	16 110	10 2				4					
20	<b>MIKRUT</b> Rafal (POL)	16 110	3 3	4 3			3					
21	<b>ABKAZAVA</b> Shota (GEO)	15 111					2 1	12				
22	<b>ESKELINEN</b> Mikko (FIN)	8 118						8				
23	<b>LEIMER</b> Cedric (CHE)	7 119	6					1				

04/11/2022

Powered by FICr Perugia Timing

ROGER DUBUIS

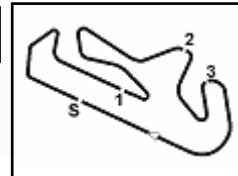




SCUDERIA CORSE

6<sup>th</sup> ROUND

7.7



# Lamborghini Super Trofeo - Round 6 - Portimao

## Super Trofeo Europe - Championship Standings

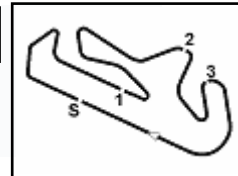
Autodromo Int. do Algarve 4.653 m

2 / 6

	Points	Points From First	April 2 IMOLA	June 4 PAUL RICARD	July 2 MISANO ADRIATICO	July 29 SPA	October 1 BARCELONA	November 4 PORTIMAO		
24 <b>BATRAKS</b> Arturs (LVA)	1	125					1			
24 <b>BUTKEVICIUS</b> Audrius (LTU)	1	125					1			



# 6<sup>th</sup> ROUND

**7.7**

## Lamborghini Super Trofeo - Round 6 - Portimao Super Trofeo Europe - Championship Standings

Autodromo Int. do Algarve 4.653 m

3 / 6

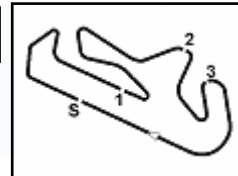
Points	Points From First	LC Cup									
		April 2 IMOLA	June 4 PAUL RICARD	July 2 MISANO ADRIATICO	July 29 SPA	October 1 BARCELONA	November 4 PORTIMAO				
<b>1 VAN DER HORST</b> Gerard (NLD)	<b>116</b>	1 12 15	1 10 8	1 1 15 15	12	1 12	12				
<b>2 PRIVITELIO</b> Luciano (RSM)	<b>93</b> 23	1 10	1 15 15	10	1 6 12	1 6 10	1 4				
<b>3 PRIVITELIO</b> Donovan (FRA)	<b>83</b> 33	1 10	1 15 15		1 6 12	1 6 10	1 4				
<b>4 FABRI</b> Hans (NLD)	<b>82</b> 34	15 12	5 6		10 10	8 6	10				
<b>5 GRIMM</b> Francois (CHE)	<b>74</b> 42	6 10	8 10	10		15 15					
<b>6 SEMOULIN</b> Francois (BEL)	<b>71</b> 45		12 12		1 15 15		1 15				
<b>6 SEMOULIN</b> Benoit (BEL)	<b>71</b> 45		12 12		1 15 15		1 15				
<b>7 WASZCZINSKI</b> Daniel (FRA)	<b>66</b> 50	4 6	6	8 12	8	10 12					
<b>8 HERNANDEZ ORTEGA</b> Alfredo (MEX)	<b>54</b> 62		4 4	12 8	8	5 5	8				
<b>9 REGO DE SEBES</b> Regis (FRA)	<b>44</b> 72	4 6	6	8 12	8						
<b>10 PRABAKARAN</b> Kumar (MYS)	<b>34</b> 82	5 5			5 6	3 4	6				
<b>11 WAGNER</b> Kurt (DEU)	<b>31</b> 85		3 5	6		4 8	5				
<b>12 DVORACEK</b> Libor (CZE)	<b>25</b> 91		3 5			4 8	5				
<b>13 MUR</b> Sandro (ITA)	<b>16</b> 100	8 8									



SQUADRA CORSE

6<sup>th</sup> ROUND

7.7



# Lamborghini Super Trofeo - Round 6 - Portimao

## Super Trofeo Europe - Championship Standings

Autodromo Int. do Algarve 4.653 m

4 / 6

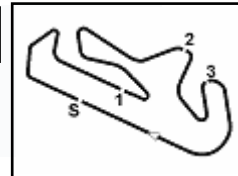
Points	Points From First	PRO Cup												
		April 2 IMOLA	June 4 PAUL RICARD	July 2 MISANO ADRIATICO	July 29 SPA	October 1 BARCELONA	November 4 PORTIMAO							
1	SPINELLI Loris (ITA)	158	1 1 15 15	1 1 15 15	1 15 15	1 12 12	1 15 15	1 6						
1	WEERING Max (NLD)	158	1 1 15 15	1 1 15 15	1 15 15	1 12 12	1 15 15	1 6						
2	BONDUEL Amaury (FRA)	108 50	6 8	10 8	12 12	1 10 15	3 8	15						
3	MORETTI Marzio (ITA)	97 61	5	12 12	10 6	15	1 12 12	12						
3	TEEKENS Milan (NLD)	97 61	5	12 12	10 6	15	1 12 12	12						
4	D'AURIA Jean-Luc (CHE)	60 98	12 12	6 3	1 8 10		8							
4	TRIBAUDINI Stephane (FRA)	60 98	12 12	6 3	1 8 10		8							
5	SERBAN David-Mihai (ROU)	57 101	8 6	8 6	3 5	5 4	4 4	4						
6	BEJARANO Manuel (ESP)	52 106	10 10	4 10	5 4	3 6								
7	TESTA DE SOUSA Rodrigo (PRT)	37 121		5 5		6 10	5 6							
8	BERTO Filippo (ITA)	33 125		3 4	4	2 5	2 5	8						
8	TARABINI Alessandro Lorenzo (ITA)	33 125		3 4	4	2 5	2 5	8						
9	KEILWITZ Daniel (DEU)	20 138					10 10							
9	MARIONECK Lennart (DEU)	20 138					10 10							
10	CHOVET Pierre-Louis (FRA)	18 140			6 8	4								
10	SCHEIER Johann Boris (FRA)	18 140			6 8	4								
11	VAN DEN BERG Robert (NLD)	16 142				8 8								
12	GATTING Michelle (DNK)	11 147						1 10						
12	PIN Doriane (FRA)	11 147						1 10						
13	FREYMUTH Sebastian (DEU)	9 149					6 3							
14	BOURACHOT Charly (FRA)	5 153						5						
14	LEMERET Stephane (FRA)	5 153						5						

04/11/2022

Powered by FICr Perugia Timing

ROGER DUBUIS




**Lamborghini Super Trofeo - Round 6 - Portimao**  
**Super Trofeo Europe - Championship Standings**

Autodromo Int. do Algarve 4.653 m

5 / 6

Points	Points From First	PRO AM Cup									
		April 2 IMOLA	June 4 PAUL RICARD	July 2 MISANO ADRIATICO	July 29 SPA	October 1 BARCELONA	November 4 PORTIMAO				
<b>1</b> CIGLIA Massimo (ITA)	<b>130</b>	1 10 12	1 12 15	12 15	1 15 15	6	15				
<b>1</b> WILLIAMSON Lewis (GBR)	<b>130</b>	1 10 12	1 12 15	12 15	1 15 15	6	15				
<b>2</b> LEE Oscar (USA)	<b>99</b> 31	12 10	15 12	6 12	8 10	8 2	4				
<b>2</b> WELLS Dan (GBR)	<b>99</b> 31	12 10	15 12	6 12	8 10	8 2	4				
<b>3</b> PETELET Milane (FRA)	<b>97</b> 33	6 15	1 4 10	10 10	12 5	2 12	10				
<b>4</b> FORMANEK Broněk (CZE)	<b>83</b> 47	8 6	6 6	15		15 15	12				
<b>5</b> GVAZAVA Dmitry	<b>83</b> 47	6 15	1 4 10	10 10	12 5		10				
<b>6</b> COLOMBINI Emanuel (RSM)	<b>74</b> 56	15 3	8 8	1 3 5	1 6 12	1 5	6				
<b>6</b> ZONZINI Emanuele (RSM)	<b>74</b> 56	15 3	8 8	1 3 5	1 6 12	1 5	6				
<b>7</b> LEITCH Brendon (NZL)	<b>67</b> 63	1 5 4	10 5	8 3	4 6	10 8	1 2				
<b>7</b> WATZINGER Gerhard (USA)	<b>67</b> 63	1 5 4	10 5	8 3	4 6	10 8	1 2				
<b>8</b> BASZ Karol (POL)	<b>57</b> 73			15		15 15	12				
<b>9</b> CIOSEK Damian (POL)	<b>45</b> 85	1 5	5 4	6	5 8	5 6					
<b>9</b> GUSTAVSEN Magnus (NOR)	<b>45</b> 85	1 5	5 4	6	5 8	5 6					
<b>10</b> KODRIC Martin (HUN)	<b>36</b> 94		1	1 5 4	10	1 4 10					
<b>10</b> MUR Sandro (ITA)	<b>36</b> 94		1	1 5 4	10	1 4 10					
<b>11</b> ZARUBA Josef (CZE)	<b>26</b> 104	8 6	6 6								
<b>12</b> BIGLIERI Paolo (ITA)	<b>25</b> 105	4 2	3 3		3 4	3 3					
<b>12</b> PEROLINI Pietro (ITA)	<b>25</b> 105	4 2	3 3		3 4	3 3					
<b>13</b> BRUNOT Jean-Francois (USA)	<b>23</b> 107		2 2	4 8	2	4	1				
<b>13</b> LI Kerong (USA)	<b>23</b> 107		2 2	4 8	2	4	1				
<b>14</b> LIBERATI Edoardo (ITA)	<b>20</b> 110					1 12 1	1 5				
<b>14</b> RYBA Martin (SVK)	<b>20</b> 110					1 12 1	1 5				
<b>15</b> CHATELET Philippe (FRA)	<b>14</b> 116					2 12					

04/11/2022

Powered by FICr Perugia Timing

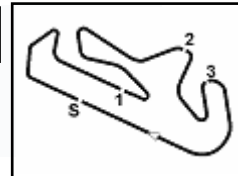
**ROGER DUBUIS**




SQUADRA CORSE

6<sup>th</sup> ROUND

7.7



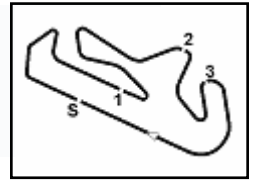
# Lamborghini Super Trofeo - Round 6 - Portimao

## Super Trofeo Europe - Championship Standings

Autodromo Int. do Algarve 4.653 m

6 / 6

Points	Points From First	April 2 IMOLA		June 4 PAUL RICARD		July 2 MISANO ADRIATICO		July 29 SPA		October 1 BARCELLONA		November 4 PORTIMAO	
16	<b>BORGA</b> Antonin (FRA)	13	117	2	8							3	
16	<b>PEDROSA</b> Daniel (ESP)	13	117	2	8							3	
17	<b>VAN DEN BERG</b> Benjamin (NLD)	8	122									8	
17	<b>VAN DEN BERG</b> Robert (NLD)	8	122									8	
18	<b>BETTERA</b> Enrico (ITA)	3	127	3									
18	<b>PEGORARO</b> Lorenzo (ITA)	3	127	3									

6<sup>th</sup> ROUND

# Lamborghini Super Trofeo - Round 6 - Portimao

## Super Trofeo Europe - Pit Times Race 1

Autodromo Int. do Algarve 4.653 m

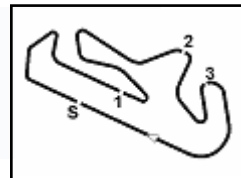
Start: 8:48'22.080 1: 9:06'22.080 / 9:17'22.080

No.	Entrant	Driver	Race Time	Local Time	Pit Time	Ref. Time	Difference	Penalty	
2	Boutsen Racing	P.FELIGIONI	Pit IN	23'45.828	9:12'07.908				
		E.DUBELLY	PIT OUT	25'21.901	9:13'43.981	<b>1'36.073</b> (1)	1'34.000		
4	Rexal FFF Racing Team	C.GOSSELIN	Pit IN	22'38.430	9:11'00.510				
		M.ROSTAN	PIT OUT	24'13.980	9:12'36.060	<b>1'35.550</b> (1)	1'34.000		
5	GT3 Poland	G.MOCZULSKI	Pit IN	23'44.663	9:12'06.743				
			PIT OUT	25'25.039	9:13'47.119	<b>1'40.376</b> (1)	1'37.000		
8	Rexal FFF Racing Team	D.PRIVITELIO	Pit IN	27'02.974	9:15'25.054				
		L.PRIVITELIO	PIT OUT	28'40.262	9:17'02.342	<b>1'37.288</b> (1)	1'34.000		
9	Target Racing	D.GVAZAVA	Pit IN	22'40.197	9:11'02.277				
			PIT OUT	24'15.310	9:12'37.390	<b>1'35.113</b> (1)	1'34.000		
11	Oregon Team	F.BERTO	Pit IN	26'37.914	9:14'59.994				
		A.TARABINI	PIT OUT	28'12.334	9:16'34.414	<b>1'34.420</b> (1)	1'34.000		
13	Stephan Guerin	S.GUERIN	Pit IN	27'32.858	9:15'54.938				
			PIT OUT	29'12.262	9:17'34.342	<b>1'39.404</b> (1)	1'37.000		
18	Leipert Motorsport	D.SERBAN	Pit IN	23'01.705	9:11'23.785				
			PIT OUT	24'38.653	9:13'00.733	<b>1'36.948</b> (1)	1'37.000	0.052	<b>0.156</b>
19	Cyril Leimer	C.LEIMER	Pit IN	25'16.547	9:13'38.627				
			PIT OUT	26'56.649	9:15'18.729	<b>1'40.102</b> (1)	1'37.000		
20	Robert van den Berg	R.VAN DEN BERG	Pit IN	24'24.031	9:12'46.111				
		B.VAN DEN BERG	PIT OUT	26'04.743	9:14'26.823	<b>1'40.712</b> (1)	1'34.000		
21	Leipert Motorsport	G.RINDONE	Pit IN	25'53.295	9:14'15.375				
			PIT OUT	27'31.105	9:15'53.185	<b>1'37.810</b> (1)	1'37.000		
22	Micanek Motorsport ACCR	L.DVORACEK	Pit IN	22'15.462	9:10'37.542				
		K.WAGNER	PIT OUT	23'57.785	9:12'19.865	<b>1'42.323</b> (1)	1'34.000		
			Pit IN	32'57.181	9:21'19.261				
			PIT OUT	35'04.555	9:23'26.635	2'07.374			
26	Scuderia Tornacum	F.SEMOULIN	Pit IN	25'54.593	9:14'16.673				
		B.SEMOULIN	PIT OUT	27'29.897	9:15'51.977	<b>1'35.304</b> (1)	1'34.000		
27	Oregon Team	L.WILLIAMSON	Pit IN	25'55.659	9:14'17.739				
		M.CIGLIA	PIT OUT	27'31.809	9:15'53.889	<b>1'36.150</b> (1)	1'34.000		
28	Amaury Bonduel	A.BONDUEL	Pit IN	26'03.676	9:14'25.756				
			PIT OUT	27'41.136	9:16'03.216	<b>1'37.460</b> (1)	1'37.000		
29	Rexal FFF Racing Team	A.BORGA	Pit IN	26'39.013	9:15'01.093				
		D.PEDROSA	PIT OUT	28'17.000	9:16'39.080	<b>1'37.987</b> (1)	1'34.000		
31	Boutsen Racing	F.GRIMM	Pit IN	5'07.956	8:53'30.036				
36	Chab Evolution	C.BOURACHOT	Pit IN	20'58.310	9:09'20.390				
			PIT OUT	22'12.037	9:10'34.117	<b>1'13.727</b> (1)	1'34.000	20.273	<b>1'00.819</b>
		S.LEMERET	Pit IN	40'30.578	9:28'52.658				
		PIT OUT	41'06.608	9:29'28.688	36.030				
39	Artline Team Georgia	S.ABKAZAVA	Pit IN	25'04.152	9:13'26.232				
			PIT OUT	26'48.372	9:15'10.452	<b>1'44.220</b> (1)	1'37.000		
51	Rexal FFF Racing Team	D.WELLS	Pit IN	26'24.680	9:14'46.760				
		O.LEE	PIT OUT	27'58.843	9:16'20.923	<b>1'34.163</b> (1)	1'34.000		
54	Target Racing	M.MORETTI	Pit IN	26'22.049	9:14'44.129				
		M.TEEKENS	PIT OUT	27'56.524	9:16'18.604	<b>1'34.475</b> (1)	1'34.000		
55	GT3 Poland	A.LEWANDOWSKI	Pit IN	25'39.849	9:14'01.929				
			PIT OUT	27'18.363	9:15'40.443	<b>1'38.514</b> (1)	1'37.000		
60	VSR	A.LEWANDOWSKI	Pit IN	26'53.407	9:15'15.487				
			PIT OUT	28'32.454	9:16'54.534	<b>1'39.047</b> (1)	1'37.000		

Powered by FICr Perugia Timing

ROGER DUBUIS



6<sup>th</sup> ROUND

# Lamborghini Super Trofeo - Round 6 - Portimao

## Super Trofeo Europe - Pit Times Race 1

Autodromo Int. do Algarve 4.653 m

Start: 8:48'22.080 1: 9:06'22.080 / 9:17'22.080

No.	Entrant	Driver		Race Time	Local Time	Pit Time	Ref. Time	Difference	Penalty
61	BonalDI Motorsport	L.SPINELLI	Pit IN	25'32.269	9:13'54.349				
			PIT OUT	27'09.413	9:15'31.493	<b>1'37.144</b>	(1)	1'34.000	
63	Cedric Leimer	C.LEIMER	Pit IN	21'21.293	9:09'43.373				
			PIT OUT	23'01.949	9:11'24.029	<b>1'40.656</b>	(1)	1'37.000	
66	Micanek Motorsport ACCR	K.BASZ B.FORMANEK	Pit IN	28'01.814	9:16'23.894				
			PIT OUT	29'37.130	9:17'59.210	<b>1'35.316</b>	(1)	1'34.000	
69	RD Signs Racing Team	A.BATRAKS A.BUTKEVICIUS	Pit IN	25'37.170	9:13'59.250				
			PIT OUT	27'25.898	9:15'47.978	<b>1'48.728</b>	(1)	1'34.000	
70	Leipert Motorsport	G.WATZINGER	Pit IN	19'30.295	9:07'52.375				
			PIT OUT	21'06.677	9:09'28.757	<b>1'36.382</b>	(1)	1'34.000	
			PIT OUT	41'09.815	9:29'31.895	<b>21'39.520</b>	(1)	1'34.000	
71	Brutal Fish Racing Team	E.LIBERATI M.RYBA	Pit IN	26'06.416	9:14'28.496				
			PIT OUT	27'42.758	9:16'04.838	<b>1'36.342</b>	(1)	1'34.000	
72	Rexal FFF Racing Team	K.PRABAKARAN	Pit IN	21'03.032	9:09'25.112				
			PIT OUT	22'47.713	9:11'09.793	<b>1'44.681</b>	(1)	1'37.000	
77	Alfredo Hernandez Ortega	A.HERNANDEZ ORTEGA	Pit IN	20'24.641	9:08'46.721				
			PIT OUT	22'03.170	9:10'25.250	<b>1'38.529</b>	(1)	1'37.000	
78	VSR	E.COLOMBINI	Pit IN	22'46.254	9:11'08.334				
			PIT OUT	24'21.981	9:12'44.061	<b>1'35.727</b>	(1)	1'34.000	
83	Iron Dames	M.GATTING D.PIN	Pit IN	24'20.712	9:12'42.792				
			PIT OUT	25'55.642	9:14'17.722	<b>1'34.930</b>	(1)	1'34.000	
87	Leipert Motorsport	J.BRUNOT K.LI	Pit IN	26'54.942	9:15'17.022				
			PIT OUT	28'33.067	9:16'55.147	<b>1'38.125</b>	(1)	1'34.000	
88	Imperiale Racing	H.FABRI	Pit IN	20'29.430	9:08'51.510				
			PIT OUT	22'08.688	9:10'30.768	<b>1'39.258</b>	(1)	1'37.000	
90	GT3 Poland	H.HARSEN	Pit IN	21'38.477	9:10'00.557				
91	BonalDI Motorsport	P.PEROLINI P.BIGLIERI	Pit IN	26'32.015	9:14'54.095				
			PIT OUT	28'07.314	9:16'29.394	<b>1'35.299</b>	(1)	1'34.000	
96	Automobile Tricolore	R.GIANNONI	Pit IN	19'27.447	9:07'49.527				
			PIT OUT	21'05.543	9:09'27.623	<b>1'38.096</b>	(1)	1'37.000	
97	Leipert Motorsport	J.KREBS	Pit IN	21'20.023	9:09'42.103				
			PIT OUT	22'54.903	9:11'16.983	<b>1'34.880</b>	(1)	1'34.000	
98	Gerard Van der Horst	G.VAN DER HORST	Pit IN	26'36.870	9:14'58.950				
			PIT OUT	28'14.679	9:16'36.759	<b>1'37.809</b>	(1)	1'37.000	

6 VSR Stephane Tribaudini

12 Boutsen Racing Daniel Waszczinski

Powered by FICr Perugia Timing

ROGER DUBUIS

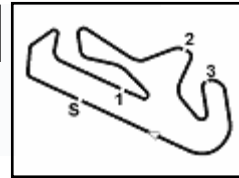






6<sup>th</sup> ROUND

7.11



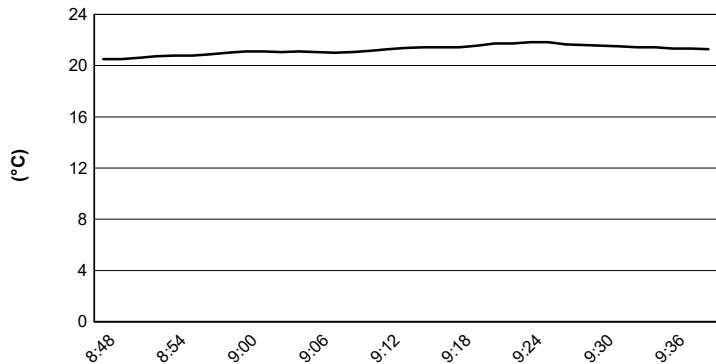
# Lamborghini Super Trofeo - Round 6 - Portimao

## Super Trofeo Europe - Weather Report Race 1

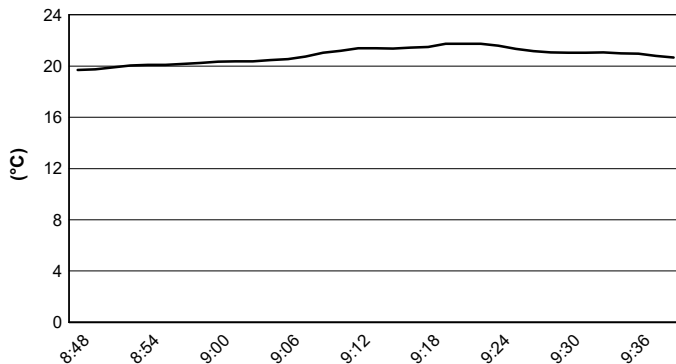
Session started 08:49 - Session ended 9:40

Autodromo Int. do Algarve 4.653 m

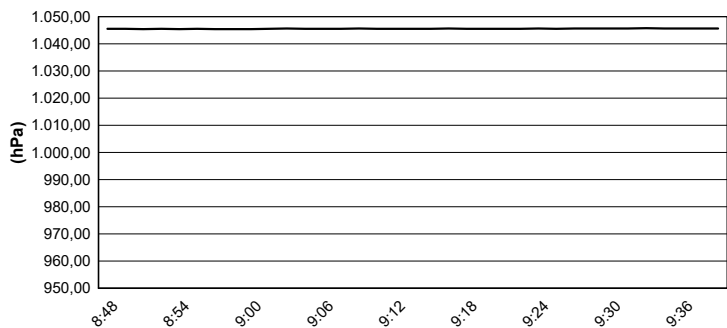
### Air Temperature



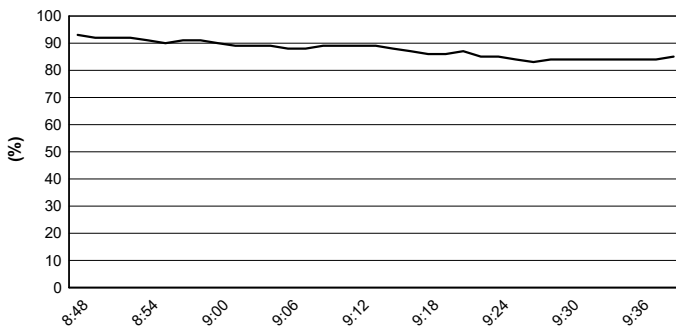
### Track Temperature



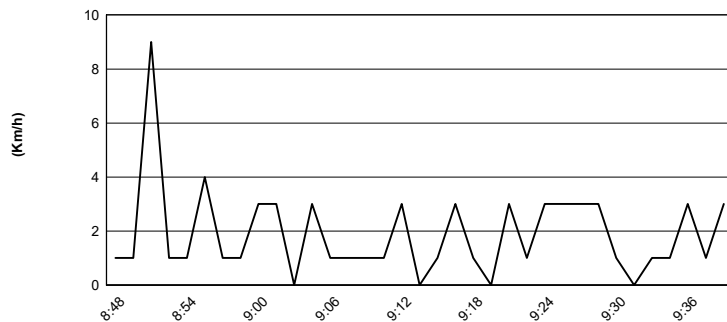
### Air Pressure



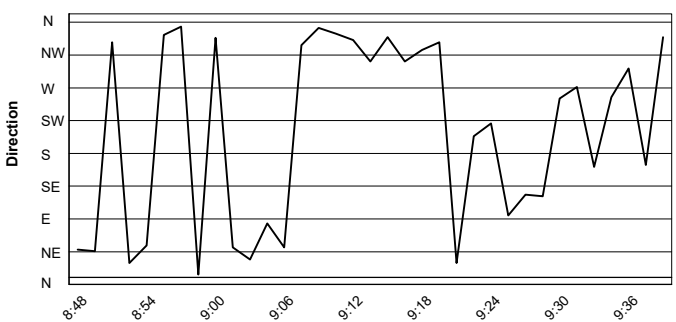
### Humidity



### Wind Speed



### Wind Direction



04/11/2022

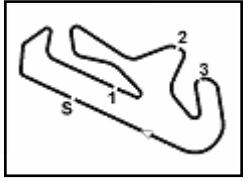
Powered by FICr Perugia Timing





6<sup>th</sup> ROUND

7.12



Lamborghini Super Trofeo - Round 6 - Portimao  
Super Trofeo Europe - Starting Grid Race 1 (Duration: 48')

Autodromo Int. do Algarve 4.653 m

21	77	<b>HERNANDEZ ORTEGA</b> BDR Competition	Lamborghini 1'54.389	72	<b>PRABAKARAN K.</b> Rexal FFF Racing Team	Lamborghini 1'54.408
20	12	<b>WASZCZINSKI D.</b> Boutsen Racing	Lamborghini 1'49.937	88	<b>FABRI H.</b> Imperiale Racing	Lamborghini 1'52.825
19	22	<b>DVORACEK L.</b> Micanek Motorsport ACCR	Lamborghini 1'49.395	31	<b>GRIMM F.</b> Boutsen Racing	Lamborghini 1'49.734
18	98	<b>VAN DER HORST G.</b> Van der Horst Motorsport	Lamborghini 1'48.440	2	<b>FELIGIONI P.</b> Boutsen Racing	Lamborghini 1'48.544
17	70	<b>WATZINGER G.</b> Leipert Motorsport	Lamborghini 1'48.055	69	<b>BATRAKS A.</b> RD Signs Racing Team	Lamborghini 1'48.138
16	19	<b>LEIMER C.</b> Autovitesse	Lamborghini 1'46.968	4	<b>GOSELIN C.</b> Rexal FFF Racing Team	Lamborghini 1'47.933
15	97	<b>KREBS J.</b> Leipert Motorsport	Lamborghini 1'46.733	26	<b>SEMOULIN F.</b> Semspeed	Lamborghini 1'46.822
14	5	<b>MOCZULSKI G.</b> GT3 Poland	Lamborghini 1'46.291	90	<b>HARMSEN H.</b> GT3 Poland	Lamborghini 1'46.519
13	39	<b>ABKAZAVA S.</b> Artline Team Georgia	Lamborghini 1'46.098	36	<b>BOURACHOT C.</b> CMR	Lamborghini 1'46.133
12	8	<b>PRIVITELIO D.</b> Rexal FFF Racing Team	Lamborghini 1'45.790	55	<b>LEWANDOWSKI A.</b> GT3 Poland	Lamborghini 1'46.047
11	78	<b>COLOMBINI E.</b> VSR	Lamborghini 1'45.677	87	<b>BRUNOT J.</b> Leipert Motorsport	Lamborghini 1'45.716
10	96	<b>GIANNONI R.</b> Automobile Tricolore	Lamborghini 1'45.504	63	<b>LEIMER C.</b> Autovitesse	Lamborghini 1'45.649
9	13	<b>GUERIN S.</b> Arkadia Racing	Lamborghini 1'45.119	18	<b>SERBAN D.</b> Leipert Motorsport	Lamborghini 1'45.209
8	91	<b>PEROLINI P.</b> Bonaldi Motorsport	Lamborghini 1'44.894	9	<b>GVAZAVA D.</b> Target Racing	Lamborghini 1'45.089
7	11	<b>BERTO F.</b> Oregon Team	Lamborghini 1'44.428	21	<b>RINDONE G.</b> Leipert Motorsport	Lamborghini 1'44.851
6	51	<b>WELLS D.</b> Rexal FFF Racing Team	Lamborghini 1'44.214	20	<b>VAN DEN BERG R.</b> HBR motorsport	Lamborghini 1'44.353
5	29	<b>BORGA A.</b> Rexal FFF Racing Team	Lamborghini 1'43.951	60	<b>LEWANDOWSKI A.</b> VSR	Lamborghini 1'44.163
4	6	<b>TRIBAUDINI S.</b> VSR	Lamborghini 1'43.408	83	<b>GATTING M.</b> Iron Dames	Lamborghini 1'43.424
3	54	<b>MORETTI M.</b> Target Racing	Lamborghini 1'43.257	66	<b>BASZ K.</b> Micanek Motorsport ACCR	Lamborghini 1'43.349
2	27	<b>WILLIAMSON L.</b> Oregon Team	Lamborghini 1'42.922	28	<b>BONDUEL A.</b> BDR Competition	Lamborghini 1'43.148
1	61	<b>SPINELLI L.</b> Bonaldi Motorsport	Lamborghini 1'41.920	71	<b>LIBERATI E.</b> Brutal Fish Racing Team	Lamborghini 1'42.368