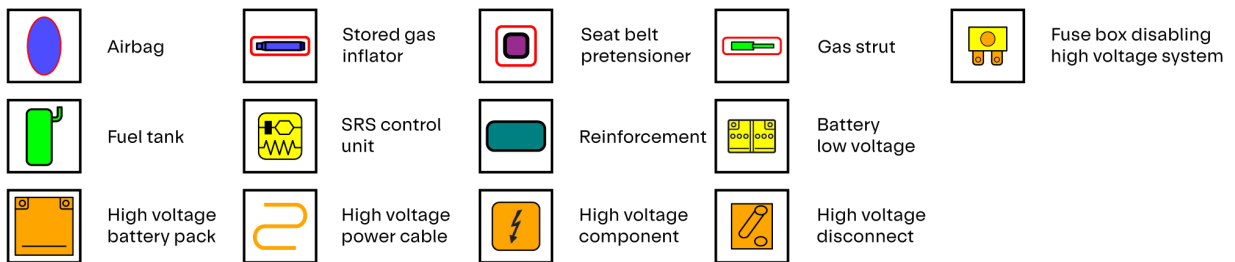
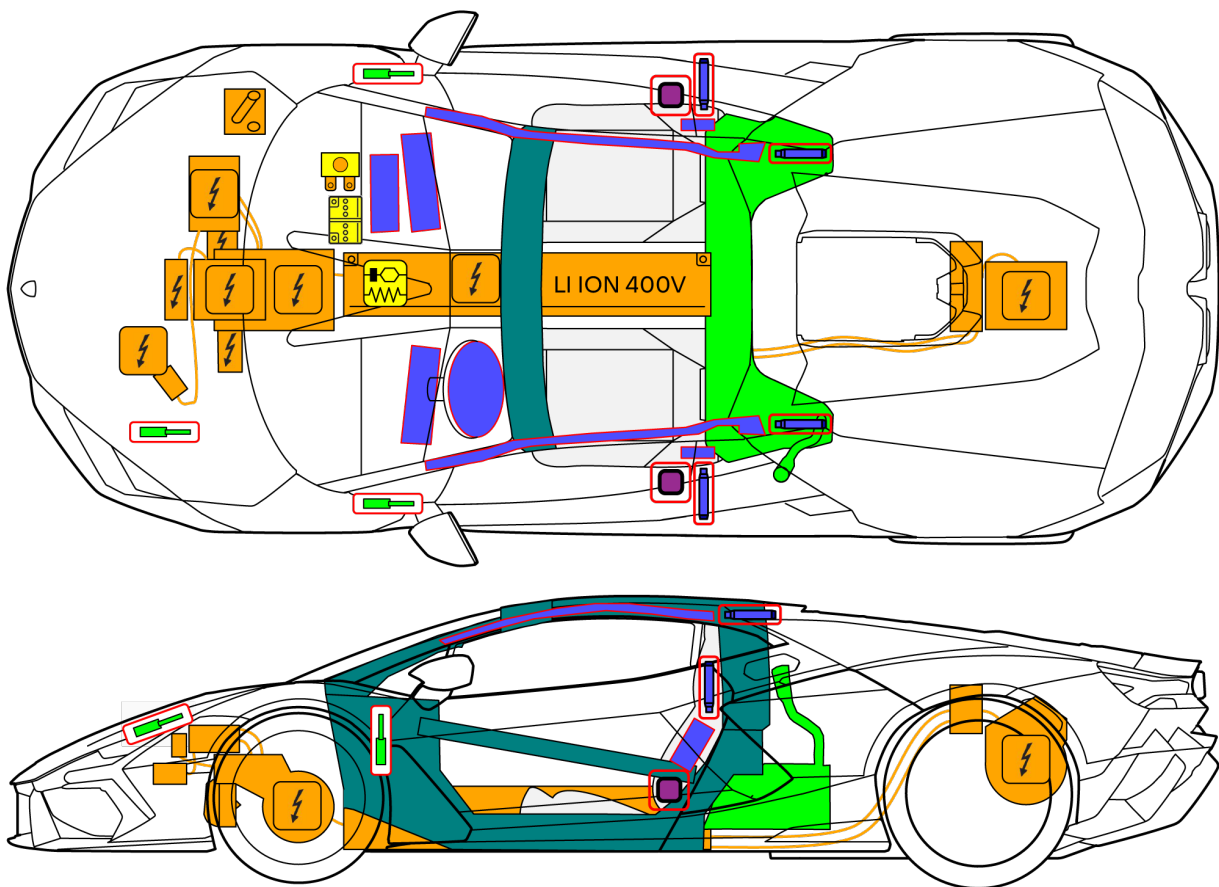




Lamborghini Revuelto V12 PHEV



- The complete body is a multi-material construction, made of Carbon Fiber Reinforced Plastic (CFRP) and aluminium.
- Conventional reinforcements are used in the doors.



Lamborghini Revuelto

V12 PHEV

1. Identification / recognition



When the vehicle is running in CITTÀ HYBRID mode, the electric traction will not emit a traditional engine sound, but when the gear selector is in any position other than P, the vehicle will proceed to move as soon as the accelerator is pressed.

If the vehicle is in the park position “P”, the electric drive will be on when “READY” is displayed on the instrument cluster.

When the vehicle is not in the park position, an “E” is displayed on the instrument cluster to denote the electric traction is active. It is also possible to see “E”, “CITTÀ” and “HYBRID” on the passenger display.



Lettering
Revuelto



Charging
socket




Lamborghini Revuelto

V12 PHEV

2. Immobilization / stabilization / lifting

Immobilizing the vehicle

- Stop the vehicle.
- Shift the transmission into "P" (1).
- Shut off the engine.
- Set the electromechanical parking brake (2).






Switching off the ignition



Press the START ENGINE STOP button (1) without operating the brake pedal.

Lifting points



-  Appropriate lifting points
-  High voltage battery



Lamborghini Revuelto

V12 PHEV

3. Disable direct hazards / safety regulations

In the event of an accident in which the airbag is triggered, the high voltage system is automatically deactivated as soon as airbag triggering is detected.



Do not touch, cut or open damaged high voltage components, cables and high voltage batteries!
If touching high voltage cables and other high voltage components is unavoidable, personal protective equipment (insulating gloves, goggles, and boots) should always be worn.

In all other cases, the high voltage system can be deactivated as follows:


1. Option 1: Service disconnect

- Open the front bonnet.
- Raise the cover assembly (1), remove the safety tab (2) and then extract the connector (3) until it stops.



2. Option 2: SC9 fuse

- Open the passenger door.
- Remove the passenger foot carpet.
- Unscrew the four screws and remove the footrest.
- Remove the cover of the specific fuse holder.
- Remove the SC9 fuse.






Lamborghini Revuelto

V12 PHEV

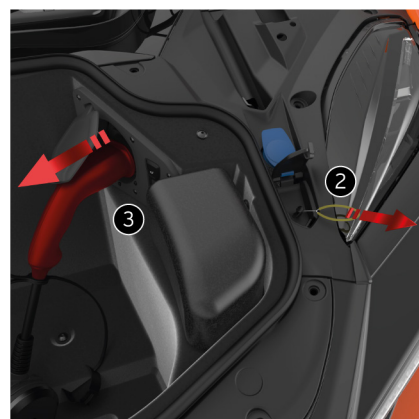

12V battery disconnection

- Remove the passenger foot carpet.
- Unscrew the four screws and remove the footrest.
- Loosen the nut (1) by a few turns and remove the ground cable clamp (2) from the negative battery terminal.



Disconnecting from the charging station (manual release of charging connector)

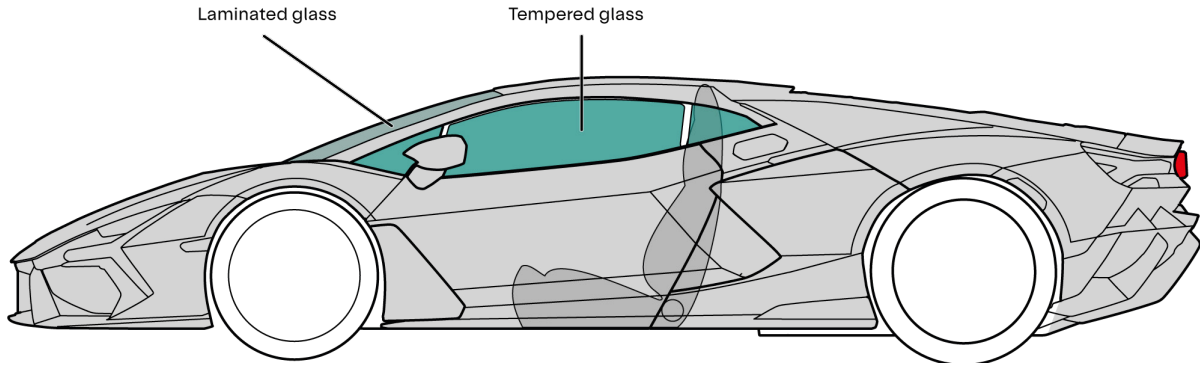
- The transmission must be in position "P".
- Release and remove the cover (1).
- Pull the emergency cable (2).
- Remove the charging plug (3).



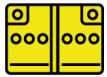


Lamborghini Revuelto V12 PHEV

4. Access to the occupants



5. Stored energy / liquids / gases / solids



12 V



400 V



If coolant leaks from the battery cooling system, there is a risk of a thermal reaction in the high voltage battery.

Monitor the temperature of the high voltage battery!



6. In case of fire



Lithium-ion batteries can self-ignite either immediately or after a delay when damage occurs or they are not used properly or re-ignite after fire-fighting measures.

Wear appropriate personal protective equipment!



7. In case of submersion

After recovering the vehicle from the water, deactivate the high voltage system (see chapter 3) and drain the water. Wear appropriate personal protective equipment!



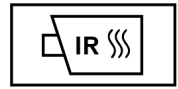
Lamborghini Revuelto

V12 PHEV


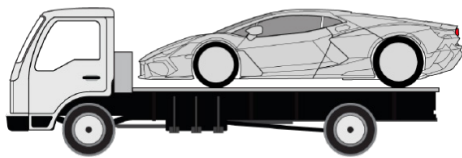
8. Towing / transportation / storage



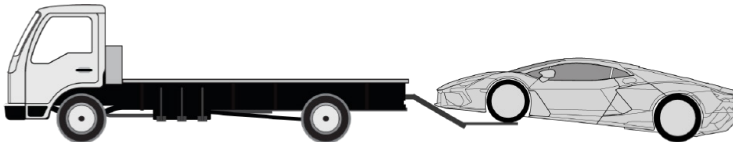
Lithium-ion batteries can self-ignite or re-ignite after fire-fighting measures!
Wear appropriate personal protective equipment!



In the event that vehicles that have been in accidents have a damaged battery or the battery exhibits anomalies: disable the high voltage system (see chapter 3). Park the vehicle at a safe distance of at least 5 m from buildings and other vehicles (quarantine area).



Do not tow away a vehicle that was in an accident by the drive axles.



9. Important additional information

10. Explanation of pictograms used



Flammable



Corrosives



Hazardous to the human health



Environmental hazard



Hybrid electric vehicle on gasoline fuel



Warning. Electricity



General warning sign



Use water to extinguish the fire



Use thermal infrared camera