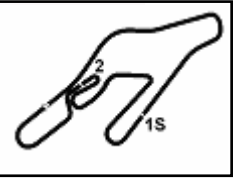




# WORLD FINALS

**5.1****PRO-PRO AM****FINAL**

## PRO - PRO AM - Results Race 1

Autodromo Vallelunga 4.085 m

Laps 29 = 118,465 km - Avg 140,373 km/h - Race Time 50'38.138

1 / 2

No.	Driver 1 Entrant	Driver 2 Team	Car	Class	Laps	Time	Gap	Rel.	Fastest Lap
1P 28	BONDUEL Amaury (FRA) BONDUEL AMAURY	BDR Competition by Grupo Prom	Huracán ST EVO 2	PRO	29	50'38.138		3	1'33.065
2 86	LEITCH Brendon (NZL) LEIPERT MOTORSPORT	Leipert Motorsport	Huracán ST EVO 2	PRO	29	50'39.317	1.179	1.179	7 1'33.148
3P 27	TRIBAUDINI Stephane (FRA) 1'33.912 TRIBAUDINI STEPHANE	CABIROU Loris (FRA) CMR	Huracán ST EVO 2	PRO	29	50'42.831	4.693	3.514	22 1'33.707
4 50	IANNIELLO Riccardo (ITA) DL CONSULTING	Lamborghini Roma by DL Racing	Huracán ST EVO 2	PRO	29	50'46.094	7.956	3.263	3 1'33.473
5P 61	BALTHASAR Sebastian (DEU) 1'34.251 OREGON TEAM	MORETTI Marzio (ITA) Oregon Team	Huracán ST EVO 2	PRO	29	50'49.472	11.334	3.378	6 1'33.998
6 101	MARCELLI Kyle (USA) 1'34.245 WAYNE TAYLOR RACING	FORMAL Daniel (CRI) WTR	Huracán ST EVO 2	PRO	29	50'49.544	11.406	0.072	7 1'33.935
7 68	SCIONI Federico (ITA) 1'34.242 DL CONSULTING	SEGÙ Luca (ITA) Lamborghini Roma by DL Racing	Huracán ST EVO 2	PRO	29	50'50.243	12.105	0.699	7 1'33.751
8 10	TESTA Rodrigo (PRT) 1'34.723 IRON LYNX	DE WILDE Ugo (BEL) Iron Lynx	Huracán ST EVO 2	PRO	29	50'55.761	17.623	5.518	7 1'33.813
9 81	AU Alex (HKG) TARGET RACING	SCHANDORFF Frederik (DNK) 1'35.187 Target Racing	Huracán ST EVO 2	PROAM	29	51'05.083	26.945	9.322	6 1'34.928
10P 42	FREYMUTH Sebastian (DEU) AKF MOTORSPORT	AKF Motorsport	Huracán ST EVO 2	PRO	29	51'07.135	28.997	2.052	6 1'34.706
11P 130	JAMIN Nicolas (FRA) ANSA MOTORSPORT	SAAVEDRA Sebastian (COL) 1'35.374 ANSA Motorsport	Huracán ST EVO 2	PRO	29	51'15.573	37.435	8.438	4 1'34.418
12 6	MICHELOTTO Mattia (ITA) VSR	STADSBADER Gilles (BEL) 1'34.317 VSR	Huracán ST EVO 2	PRO	29	51'16.276	38.138	0.703	5 1'32.757
13 78	ZONZINI Emanuele (SMR) IRON LYNX	COLOMBINI Emanuel (SMR) 1'36.370 Iron Lynx	Huracán ST EVO 2	PROAM	29	51'18.736	40.598	2.460	5 1'34.264
14 89	SCHOONDERWOERD Nigel (NLD) 1'36.366 IRON LYNX	BUURMAN Yelmer (NLD) Iron Lynx	Huracán ST EVO 2	PROAM	29	51'19.213	41.075	0.477	5 1'34.548
15 16	LEWANDOWSKI Andrzej (POL) 1'34.915 VSR	SPINELLI Loris (ITA) VSR	Huracán ST EVO 2	PROAM	29	51'23.956	45.818	4.743	28 1'33.279
16 188	TAURINO Giano (USA) TR3 RACING	PETERSSON Lucas (SWE) 1'34.775 TR3 Racing	Huracán ST EVO 2	PRO	29	51'28.309	50.171	4.353	20 1'34.116
17 284	GILTRAP Marco (NZL) 1'35.034 ABSOLUTE RACING	VAN DER DRIFT Chris (NZL) Absolute Racing	Huracán ST EVO 2	PRO	29	51'28.925	50.787	0.616	20 1'33.682
18 95	PETROV Artem (ISR) VSR	VSR	Huracán ST EVO 2	PRO	29	51'33.980	55.842	5.055	6 1'33.966
19P 33	EATON Abbie (GBR) 1'34.831 BONALDI MOTORSPORT	ARROW Daan (NLD) Rebelleo by Bonaldi Motorsport	Huracán ST EVO 2	PRO	29	51'38.061	59.923	4.081	24 1'33.423
20 114	STEWART Slade (USA) 1'37.641 K-PAX RACING	LEE Andy (USA) Flying Lizards	Huracán ST EVO 2	PROAM	29	51'39.771	1'01.633	1.710	7 1'34.906
21 99	WAGNER Yury (LUX) 1'35.002 LEIPERT MOTORSPORT	MATTHIESEN Patrik (DNK) Leipert Motorsport	Huracán ST EVO 2	PRO	29	51'40.506	1'02.368	0.735	29 1'34.938
22 66	FORMANEK Bronek (CZE) 1'35.705 MICANEK MOTORSPORT ACCR TEAM	BASZ Karol (POL) MicaneK Motorsport ACCR Team	Huracán ST EVO 2	PROAM	29	51'41.601	1'03.463	1.095	25 1'35.161
23P 92	BLANCHEMAIN Michael (FRA) 1'36.504 SCUDERIA VILLORBA CORSE	PLA Jim (FRA) Scuderia Villorba Corse	Huracán ST EVO 2	PROAM	29	51'41.609	1'03.471	0.008	9 1'34.197
24 108	STACY Nathan (USA) 1'35.011 WAYNE TAYLOR RACING	PERSING Nicholas (USA) WTR	Huracán ST EVO 2	PROAM	29	51'42.747	1'04.609	1.138	7 1'34.849
25 15	BOLGER Douglas (JPN) TARGET RACING	Lamborghini Stüttgart by Target Racing	Huracán ST EVO 2	PRO	29	51'45.725	1'07.587	2.978	7 1'34.852
26 14	BETTERA Enrico (ITA) 1'37.253 OREGON TEAM	PEGORARO Lorenzo (ITA) Oregon Team	Huracán ST EVO 2	PROAM	29	51'50.750	1'12.612	5.025	6 1'34.947
27 155	MILLER Joel (USA) FORTY7	MUSS AJ (USA) 1'36.003 Forty7 Motorsport	Huracán ST EVO 2	PROAM	29	51'54.203	1'16.065	3.453	6 1'34.809
28 146	DUBETS John (USA) PPM	CAPIZZI Thomas (USA) 1'37.439 PPM	Huracán ST EVO 2	PROAM	29	52'09.647	1'31.509	15.444	6 1'34.278
29 141	NEMSCHOFF Paul (USA) 1'37.713 K-PAX RACING	MILLER Marc (USA) Flying Lizards	Huracán ST EVO 2	PROAM	29	52'09.875	1'31.737	0.228	28 1'35.262
30 168	BELLOMO Christopher (USA) 1'37.109 K-PAX RACING	VAN OVERBEEK Johannes (USA) Flying Lizards	Huracán ST EVO 2	PROAM	28	51'18.855	1 Lap	1 Lap	21 1'35.698
31 122	PREWETT Sean (USA) 1'42.894 WORLD SPEED MOTORSPORTS	WILLIAMS Carter (USA) World Speed	Huracán ST EVO 2	PROAM	27	51'20.086	2 Laps	1 Lap	6 1'34.968
32 207	LUO Haowen (CHN) 1'42.842 RACEGRAPH	ROUGET Benjamin (FRA) Vortex Racegraph	Huracán ST EVO 2	PROAM	23	50'55.750	6 Laps	4 Laps	3 1'36.562
33P 9	SÖDERSTRÖM Oliver (SWE) TARGET RACING	ALI Largim (DNK) 1'34.731 Target Racing	Huracán ST EVO 2	PRO	22	40'21.258	7 Laps	1 Lap	5 1'34.395
----- Not Classified -----									
RET 3	PAVLOVIC Milos (SRB) BONALDI MOTORSPORT	FISCHBAUM Michael (DEU) 1'45.444 Bonaldi Motorsport	Huracán ST EVO 2	PROAM	19	36'00.997	10 Laps	8	1'34.466

Stewards : Alessandro Tibiletti Alice Scutellà Franco Leoni

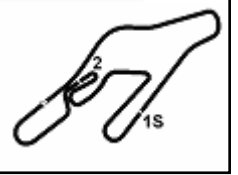
Start 16:02 End 16:55

Powered by FICr Perugia Timing

**ROGER DUBUIS****HANKOOK**  
driving emotion



# WORLD FINALS

**5.1****PRO-PRO AM  
FINAL**

## PRO - PRO AM - Results Race 1

Autodromo Vallelunga 4.085 m

Laps 15 = 61,275 km - Avg 72,607 km/h - Race Time 29'02.057

**2 / 2**

RET 177	<b>WALKER Jake (USA)</b> FORTY7	Forty7 Motorsport	Huracán ST EVO 2	PRO	15	29'02.057	14 Laps	7	1'34.908
RET 170	<b>LOGAN Jason (USA)</b> US RACETRONICS	PREMAT Alexandre (FRA) USRT	Huracán ST EVO 2	PROAM	11	19'46.284	18 Laps	7	1'34.938
RET 210	<b>LI Qiang (CHN)</b> TRT RACING	CECOTTO Jonathan (MCO) TRT Racing	Huracán ST EVO 2	PROAM	9	16'03.550	20 Laps	6	1'34.522
RET 51	<b>POLLINI Giacomo (ITA)</b> IMPERIALE SPORT CAR SERVICE	POLLINI Matteo (ITA) Imperiale Racing	Huracán ST EVO 2	PROAM	8	14'22.939	21 Laps	5	1'34.153
RET 184	<b>NORMAN Ryan (USA)</b> WAYNE TAYLOR RACING	WTR	Huracán ST EVO 2	PRO	8	14'24.421	21 Laps	8	1'34.752
RET 13	<b>MALOIGNE Edgar (FRA)</b> GUERIN STEPHAN	GUERIN Stephan (FRA) Arkadia Racing	Huracán ST EVO 2	PROAM	2	5'00.283	27 Laps	2	1'47.647
RET 120	<b>CHANDRASOMA Shehan (USA)</b> TPC RACING	REGER Nicholas (USA) TPC Racing	Huracán ST EVO 2	PROAM	1	3'15.783	28 Laps		
RET 93	<b>ORUDZHEV Egor (KGZ)</b> ART LINE	ART Line	Huracán ST EVO 2	PRO	0				

Starting: 42    Classified: 33    Not Classified: 0    Retired: 9    Not Started: 0  
 Fastest Lap N. 5    No. 6 Mattia Michelotto    Time 1'32.757    Avg. 158,543 Km/h

Humidity:	39%	AIR:	15°C
Condition:	DRY	Temp:	14°C

### Penalty and Infringment

16.10	<b>130 ANSA Motorsport</b>	Time Penalty +10 sec - Causing a collision
16.38	<b>27 Tribaudini Stephane</b>	Time Penalty +2.367 sec - Incorrect driver change
16.39	<b>28 Bonduel Amaury</b>	Time Penalty +0.849 sec - Incorrect driver change
16.39	<b>42 AKF Motorsport</b>	Time Penalty +0.594 sec - Incorrect driver change
16.39	<b>61 Oregon Team</b>	Time Penalty +0.654 sec - Incorrect driver change
16.39	<b>92 Scuderia Villorba Corse</b>	Time Penalty +2.097 sec - Incorrect driver change
16.39	<b>130 ANSA Motorsport</b>	Time Penalty +0.762 sec - Incorrect driver change
16.43	<b>9 Target Racing</b>	Time Penalty +10 sec - Causing a collision
16.44	<b>6 VSR</b>	Drive Through Penalty
16.45	<b>141 K-PAX Racing</b>	Drive Through Penalty
16.49	<b>33 Bonaldi Motorsport</b>	Time Penalty +10 sec - Causing a collision
16.59	<b>33 Bonaldi Motorsport</b>	Time Penalty +10 sec - Causing a collision

Stewards :            Alessandro Tibiletti            Alice Scutellà            Franco Leoni

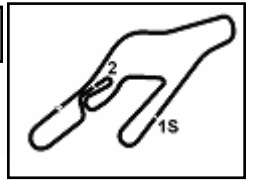
18/11/2023	Start 16:02	End 16:55
------------	----------------	--------------

Powered by FICr Perugia Timing

**ROGER DUBUIS****HANKOOK**  
driving emotion



# WORLD FINALS

**5.2****PRO-PRO AM**

## PRO - PRO AM - Results by Class Race 1

Autodromo Vallelunga 4.085 m

1 / 2

### PRO

Laps 29 = 118,465 km - Avg 140,373 km/h - Race Time 50'38.138

No.	Driver 1 Entrant	Driver 2 Team	Car	Laps	Time	Gap	Rel.	Fastest Lap
1P	<b>28 BONDUEL Amaury (FRA)</b> BONDUEL AMAURY	BDR Competition by Grupo Prom	Huracán ST EVO 2	29	50'38.138		3	1'33.065
2	<b>86 LEITCH Brendon (NZL)</b> LEIPERT MOTORSPORT	Leipert Motorsport	Huracán ST EVO 2	29	50'39.317	<b>1.179</b>	<b>1.179</b>	7 1'33.148
3P	<b>27 TRIBAUDINI Stephane (FRA) 1'33.912</b> TRIBAUDINI STEPHANE	<b>CABIROU Loris (FRA)</b> CMR	Huracán ST EVO 2	29	50'42.831	<b>4.693</b>	<b>3.514</b>	22 1'33.707
4	<b>50 IANNIELLO Riccardo (ITA)</b> DL CONSULTING	Lamborghini Roma by DL Racing	Huracán ST EVO 2	29	50'46.094	<b>7.956</b>	<b>3.263</b>	3 1'33.473
5P	<b>61 BALTHASAR Sebastian (DEU) 1'34.251</b> OREGON TEAM	<b>MORETTI Marzio (ITA)</b> Oregon Team	Huracán ST EVO 2	29	50'49.472	<b>11.334</b>	<b>3.378</b>	6 1'33.998
6	<b>101 MARCELLI Kyle (USA) 1'34.245</b> WAYNE TAYLOR RACING	<b>FORMAL Daniel (CRI)</b> WTR	Huracán ST EVO 2	29	50'49.544	<b>11.406</b>	<b>0.072</b>	7 1'33.935
7	<b>68 SCIONTI Federico (ITA) 1'34.242</b> DL CONSULTING	<b>SEGÙ Luca (ITA)</b> Lamborghini Roma by DL Racing	Huracán ST EVO 2	29	50'50.243	<b>12.105</b>	<b>0.699</b>	7 1'33.751
8	<b>10 TESTA Rodrigo (PRT) 1'34.723</b> IRON LYNX	<b>DE WILDE Ugo (BEL)</b> Iron Lynx	Huracán ST EVO 2	29	50'55.761	<b>17.623</b>	<b>5.518</b>	7 1'33.813
9P	<b>42 FREYMUTH Sebastian (DEU)</b> AKF MOTORSPORT	AKF Motorsport	Huracán ST EVO 2	29	51'07.135	<b>28.997</b>	<b>11.374</b>	6 1'34.706
10P	<b>130 JAMIN Nicolas (FRA)</b> ANSA MOTORSPORT	<b>SAAVEDRA Sebastian (COL) 1'35.374</b> ANSA Motorsport	Huracán ST EVO 2	29	51'15.573	<b>37.435</b>	<b>8.438</b>	4 1'34.418
11	<b>6 MICHELOTTO Mattia (ITA)</b> VSR	<b>STADSBADER Gilles (BEL) 1'34.317</b> VSR	Huracán ST EVO 2	29	51'16.276	<b>38.138</b>	<b>0.703</b>	5 <b>1'32.757</b>
12	<b>188 TAURINO Giano (USA)</b> TR3 RACING	<b>PETERSSON Lucas (SWE) 1'34.775</b> TR3 Racing	Huracán ST EVO 2	29	51'28.309	<b>50.171</b>	<b>12.033</b>	20 1'34.116
13	<b>284 GILTRAP Marco (NZL) 1'35.034</b> ABSOLUTE RACING	<b>VAN DER DRIFT Chris (NZL)</b> Absolute Racing	Huracán ST EVO 2	29	51'28.925	<b>50.787</b>	<b>0.616</b>	20 1'33.682
14	<b>95 PETROV Artem (ISR)</b> VSR	VSR	Huracán ST EVO 2	29	51'33.980	<b>55.842</b>	<b>5.055</b>	6 1'33.966
15P	<b>33 EATON Abbie (GBR) 1'34.831</b> BONALDI MOTORSPORT	<b>ARROW Daan (NLD)</b> Rebelleo by Bonaldi Motorsport	Huracán ST EVO 2	29	51'38.061	<b>59.923</b>	<b>4.081</b>	24 1'33.423
16	<b>99 WAGNER Yury (LUX) 1'35.002</b> LEIPERT MOTORSPORT	<b>MATTHIESEN Patrik (DNK)</b> Leipert Motorsport	Huracán ST EVO 2	29	51'40.506	<b>1'02.368</b>	<b>2.445</b>	29 1'34.938
17	<b>15 BOLGER Douglas (JPN)</b> TARGET RACING	Lamborghini Stuttgart by Target Racing	Huracán ST EVO 2	29	51'45.725	<b>1'07.587</b>	<b>5.219</b>	7 1'34.852
18P	<b>9 SÖDERSTRÖM Oliver (SWE)</b> TARGET RACING	<b>ALI Largim (DNK) 1'34.731</b> Target Racing	Huracán ST EVO 2	22	40'21.258	<b>7 Laps</b>	<b>7 Laps</b>	5 1'34.395
----- Not Classified -----								
RET	<b>177 WALKER Jake (USA)</b> FORTY7	Forty7 Motorsport	Huracán ST EVO 2	15	29'02.057	<b>14 Laps</b>		7 1'34.908
RET	<b>184 NORMAN Ryan (USA)</b> WAYNE TAYLOR RACING	WTR	Huracán ST EVO 2	8	14'24.421	<b>21 Laps</b>		8 1'34.752
RET	<b>93 ORUDZHEV Egor (KGZ)</b> ART LINE	ART Line	Huracán ST EVO 2	0				

Starting: 21 Classified: 18 Not Classified: 0 Retired: 3 Not Started: 0  
 Fastest Lap N. 5 No. 6 Mattia Michelotto Time 1'32.757 Avg. 158,543 Km/h

Clerk of the Course : Gianfranco Bonifacio

Race Director : Alain Adam

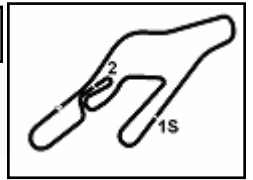
Start 16:02  
 End 16:55

Powered by FICr Perugia Timing

**ROGER DUBUIS**
  
driving emotion



# WORLD FINALS

**5.2****PRO-PRO AM**

## PRO - PRO AM - Results by Class Race 1

Autodromo Vallelunga 4.085 m

2 / 2

### PRO AM

Laps 29 = 118,465 km - Avg 139,139 km/h - Race Time 51'05.083

No.	Driver 1 Entrant	Driver 2 Team	Car	Laps	Time	Gap	Rel.	Fastest Lap
1	<b>81 AU Alex (HKG)</b> TARGET RACING	<b>SCHANDORFF Frederik (DNK) 1'35.187</b> Target Racing	Huracán ST EVO 2	29	51'05.083		6	1'34.928
2	<b>78 ZONZINI Emanuele (SMR)</b> IRON LYNX	<b>COLOMBINI Emanuel (SMR) 1'36.370</b> Iron Lynx	Huracán ST EVO 2	29	51'18.736	<b>13.653</b>	<b>13.653</b>	5 1'34.264
3	<b>89 SCHOONDERWOERD Nigel (NLD) 1'36.366</b> IRON LYNX	<b>BUURMAN Yelmer (NLD)</b> Iron Lynx	Huracán ST EVO 2	29	51'19.213	<b>14.130</b>	<b>0.477</b>	5 1'34.548
4	<b>16 LEWANDOWSKI Andrzej (POL) 1'34.915</b> VSR	<b>SPINELLI Loris (ITA)</b> VSR	Huracán ST EVO 2	29	51'23.956	<b>18.873</b>	<b>4.743</b>	28 <b>1'33.279</b>
5	<b>114 STEWART Slade (USA) 1'37.641</b> K-PAX RACING	<b>LEE Andy (USA)</b> Flying Lizards	Huracán ST EVO 2	29	51'39.771	<b>34.688</b>	<b>15.815</b>	7 1'34.906
6	<b>66 FORMANEK Bronek (CZE) 1'35.705</b> MICANEK MOTORSPORT ACCR TEAM	<b>BASZ Karol (POL)</b> MicaneK Motorsport ACCR Team	Huracán ST EVO 2	29	51'41.601	<b>36.518</b>	<b>1.830</b>	25 1'35.161
7P	<b>92 BLANCHEMAIN Michael (FRA) 1'36.504</b> SCUDERIA VILLORBA CORSE	<b>PLA Jim (FRA)</b> Scuderia Villorba Corse	Huracán ST EVO 2	29	51'41.609	<b>36.526</b>	<b>0.008</b>	9 1'34.197
8	<b>108 STACY Nathan (USA) 1'35.011</b> WAYNE TAYLOR RACING	<b>PERSING Nicholas (USA)</b> WTR	Huracán ST EVO 2	29	51'42.747	<b>37.664</b>	<b>1.138</b>	7 1'34.849
9	<b>14 BETTERA Enrico (ITA) 1'37.253</b> OREGON TEAM	<b>PEGORARO Lorenzo (ITA)</b> Oregon Team	Huracán ST EVO 2	29	51'50.750	<b>45.667</b>	<b>8.003</b>	6 1'34.947
10	<b>155 MILLER Joel (USA)</b> FORTY7	<b>MUSS AJ (USA) 1'36.003</b> Forty7 Motorsport	Huracán ST EVO 2	29	51'54.203	<b>49.120</b>	<b>3.453</b>	6 1'34.809
11	<b>146 DUBETS John (USA)</b> PPM	<b>CAPIZZI Thomas (USA) 1'37.439</b> PPM	Huracán ST EVO 2	29	52'09.647	<b>1'04.564</b>	<b>15.444</b>	6 1'34.278
12	<b>141 NEMSCHOFF Paul (USA) 1'37.713</b> K-PAX RACING	<b>MILLER Marc (USA)</b> Flying Lizards	Huracán ST EVO 2	29	52'09.875	<b>1'04.792</b>	<b>0.228</b>	28 1'35.262
13	<b>168 BELLOMO Christopher (USA) 1'37.109</b> K-PAX RACING	<b>VAN OVERBEEK Johannes (USA)</b> Flying Lizards	Huracán ST EVO 2	28	51'18.855	<b>1 Lap</b>	<b>1 Lap</b>	21 1'35.698
14	<b>122 PREWETT Sean (USA) 1'42.894</b> WORLD SPEED MOTORSPORTS	<b>WILLIAMS Carter (USA)</b> World Speed	Huracán ST EVO 2	27	51'20.086	<b>2 Laps</b>	<b>1 Lap</b>	6 1'34.968
15	<b>207 LUO Haowen (CHN) 1'42.842</b> RACEGRAPH	<b>ROUGET Benjamin (FRA)</b> Vortex Racegraph	Huracán ST EVO 2	23	50'55.750	<b>6 Laps</b>	<b>4 Laps</b>	3 1'36.562
----- Not Classified -----								
RET	<b>3 PAVLOVIC Milos (SRB)</b> BONALDI MOTORSPORT	<b>FISCHBAUM Michael (DEU) 1'45.444</b> Bonaldi Motorsport	Huracán ST EVO 2	19	36'00.997	<b>10 Laps</b>	8	1'34.466
RET	<b>170 LOGAN Jason (USA)</b> US RACETRONICS	<b>PREMAT Alexandre (FRA)</b> USRT	Huracán ST EVO 2	11	19'46.284	<b>18 Laps</b>	7	1'34.938
RET	<b>210 LI Qiang (CHN)</b> TRT RACING	<b>CECOTTO Jonathan (MCO)</b> TRT Racing	Huracán ST EVO 2	9	16'03.550	<b>20 Laps</b>	6	1'34.522
RET	<b>51 POLLINI Giacomo (ITA)</b> IMPERIALE SPORT CAR SERVICE	<b>POLLINI Matteo (ITA)</b> Imperiale Racing	Huracán ST EVO 2	8	14'22.939	<b>21 Laps</b>	5	1'34.153
RET	<b>13 MALOIGNE Edgar (FRA)</b> GUERIN STEPHAN	<b>GUERIN Stephan (FRA)</b> Arkadia Racing	Huracán ST EVO 2	2	5'00.283	<b>27 Laps</b>	2	1'47.647
RET	<b>120 CHANDRASOMA Shehan (USA)</b> TPC RACING	<b>REGER Nicholas (USA)</b> TPC Racing	Huracán ST EVO 2	1	3'15.783	<b>28 Laps</b>		

Starting: 21 Classified: 15 Not Classified: 0 Retired: 6 Not Started: 0

Fastest Lap N. 28 No. 16 Loris Spinelli Time 1'33.279 Avg. 157,656 Km/h

Humidity:	39%	AIR	15°C
Condition:	DRY	Temp:	14°C

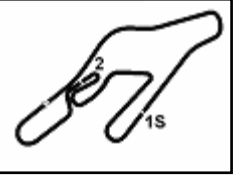
Clerk of the Course : Gianfranco Bonifacio

Race Director : Alain Adam

18/11/2023	Start 16:02	End 16:55
------------	----------------	--------------

Powered by FICr Perugia Timing

**ROGER DUBUIS****HANKOOK**  
driving emotion


**PRO - PRO AM - Best Sectors and Speed Race 1**

Autodromo Vallelunga 4.085 m

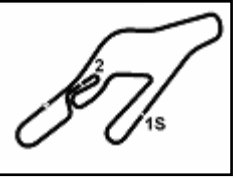
1 / 2

**RESULTS**

1	<b>28 BONDUEL</b> Amaury	Huracán ST EVO 2	Laps 29
2	<b>86 LEITCH</b> Brendon	Huracán ST EVO 2	1.179
3	<b>27 CABIROU</b> Loris	Huracán ST EVO 2	4.693
4	<b>50 IANNIELLO</b> Riccardo	Huracán ST EVO 2	7.956
5	<b>61 BALTHASAR</b> Sebastian	Huracán ST EVO 2	11.334
6	<b>101 MARCELLI</b> Kyle	Huracán ST EVO 2	11.406
7	<b>68 SCIONTI</b> Federico	Huracán ST EVO 2	12.105
8	<b>10 TESTA</b> Rodrigo	Huracán ST EVO 2	17.623
9	<b>81 SCHANDORFF</b> Frederik	Huracán ST EVO 2	26.945
10	<b>42 FREYMUTH</b> Sebastian	Huracán ST EVO 2	28.997
11	<b>130 SAAVEDRA</b> Sebastian	Huracán ST EVO 2	37.435
12	<b>6 STADSBADER</b> Gilles	Huracán ST EVO 2	38.138
13	<b>78 COLOMBINI</b> Emanuel	Huracán ST EVO 2	40.598
14	<b>89 SCHOONDERWOERD</b> Nigel	Huracán ST EVO 2	41.075
15	<b>16 SPINELLI</b> Loris	Huracán ST EVO 2	45.818
16	<b>188 TAURINO</b> Giano	Huracán ST EVO 2	50.171
17	<b>284 VAN DER DRIFT</b> Chris	Huracán ST EVO 2	50.787
18	<b>95 PETROV</b> Artem	Huracán ST EVO 2	55.842
19	<b>33 ARROW</b> Daan	Huracán ST EVO 2	59.923
20	<b>114 STEWART</b> Slade	Huracán ST EVO 2	1'01.633
21	<b>99 MATTHIESEN</b> Patrik	Huracán ST EVO 2	1'02.368
22	<b>66 BASZ</b> Karol	Huracán ST EVO 2	1'03.463
23	<b>92 BLANCHEMAIN</b> Michael	Huracán ST EVO 2	1'03.471
24	<b>108 STACY</b> Nathan	Huracán ST EVO 2	1'04.609
25	<b>15 BOLGER</b> Douglas	Huracán ST EVO 2	1'07.587
26	<b>14 BETTERA</b> Enrico	Huracán ST EVO 2	1'12.612
27	<b>155 MUSS</b> AJ	Huracán ST EVO 2	1'16.065
28	<b>146 CAPIZZI</b> Thomas	Huracán ST EVO 2	1'31.509
29	<b>141 MILLER</b> Marc	Huracán ST EVO 2	1'31.737
30	<b>168 VAN OVERBEEK</b> Johannes	Huracán ST EVO 2	1 Lap
31	<b>122 PREWETT</b> Sean	Huracán ST EVO 2	2 Laps
32	<b>207 LUO</b> Haowen	Huracán ST EVO 2	6 Laps
33	<b>9 ALI</b> Largim	Huracán ST EVO 2	7 Laps
RET	<b>3 FISCHBAUM</b> Michael	Huracán ST EVO 2	10 Laps
RET	<b>177 WALKER</b> Jake	Huracán ST EVO 2	14 Laps
RET	<b>170 PREMAT</b> Alexandre	Huracán ST EVO 2	18 Laps
RET	<b>210 CECOTTO</b> Jonathan	Huracán ST EVO 2	20 Laps
RET	<b>51 POLLINI</b> Giacomo	Huracán ST EVO 2	21 Laps
RET	<b>184 NORMAN</b> Ryan	Huracán ST EVO 2	21 Laps
RET	<b>13 MALOIGNE</b> Edgar	Huracán ST EVO 2	27 Laps
RET	<b>120 CHANDRASOMA</b> Shehan	Huracán ST EVO 2	28 Laps
RET	<b>93 ORUDZHEV</b> Egor	Huracán ST EVO 2	

**SPEED**

1	<b>81 SCHANDORFF</b> Frederik	Huracán ST EVO 2	252,9
2	<b>33 ARROW</b> Daan	Huracán ST EVO 2	251,7
3	<b>15 BOLGER</b> Douglas	Huracán ST EVO 2	251,7
4	<b>9 ALI</b> Largim	Huracán ST EVO 2	249,4
5	<b>101 MARCELLI</b> Kyle	Huracán ST EVO 2	249,4
6	<b>13 MALOIGNE</b> Edgar	Huracán ST EVO 2	249,4
7	<b>99 MATTHIESEN</b> Patrik	Huracán ST EVO 2	248,3
8	<b>3 FISCHBAUM</b> Michael	Huracán ST EVO 2	248,3
9	<b>42 FREYMUTH</b> Sebastian	Huracán ST EVO 2	248,3
10	<b>10 TESTA</b> Rodrigo	Huracán ST EVO 2	248,3
11	<b>89 SCHOONDERWOERD</b> Nigel	Huracán ST EVO 2	247,7
12	<b>27 CABIROU</b> Loris	Huracán ST EVO 2	247,7
13	<b>284 VAN DER DRIFT</b> Chris	Huracán ST EVO 2	247,7
14	<b>146 CAPIZZI</b> Thomas	Huracán ST EVO 2	247,1
15	<b>51 POLLINI</b> Giacomo	Huracán ST EVO 2	247,1
16	<b>78 COLOMBINI</b> Emanuel	Huracán ST EVO 2	247,1
17	<b>95 PETROV</b> Artem	Huracán ST EVO 2	247,1
18	<b>210 CECOTTO</b> Jonathan	Huracán ST EVO 2	247,1
19	<b>16 SPINELLI</b> Loris	Huracán ST EVO 2	246,6
20	<b>61 BALTHASAR</b> Sebastian	Huracán ST EVO 2	246,6
21	<b>6 STADSBADER</b> Gilles	Huracán ST EVO 2	246,6
22	<b>28 BONDUEL</b> Amaury	Huracán ST EVO 2	246,6
23	<b>207 LUO</b> Haowen	Huracán ST EVO 2	246,6
24	<b>184 NORMAN</b> Ryan	Huracán ST EVO 2	246,6
25	<b>92 BLANCHEMAIN</b> Michael	Huracán ST EVO 2	246,6
26	<b>130 SAAVEDRA</b> Sebastian	Huracán ST EVO 2	246,0
27	<b>66 BASZ</b> Karol	Huracán ST EVO 2	246,0
28	<b>86 LEITCH</b> Brendon	Huracán ST EVO 2	246,0
29	<b>50 IANNIELLO</b> Riccardo	Huracán ST EVO 2	245,5
30	<b>188 TAURINO</b> Giano	Huracán ST EVO 2	244,9
31	<b>68 SCIONTI</b> Federico	Huracán ST EVO 2	244,9
32	<b>177 WALKER</b> Jake	Huracán ST EVO 2	244,3
33	<b>170 PREMAT</b> Alexandre	Huracán ST EVO 2	244,3
34	<b>168 VAN OVERBEEK</b> Johannes	Huracán ST EVO 2	244,3
35	<b>141 MILLER</b> Marc	Huracán ST EVO 2	243,8
36	<b>108 STACY</b> Nathan	Huracán ST EVO 2	243,8
37	<b>14 BETTERA</b> Enrico	Huracán ST EVO 2	243,2
38	<b>114 STEWART</b> Slade	Huracán ST EVO 2	243,2
39	<b>155 MUSS</b> AJ	Huracán ST EVO 2	243,2
40	<b>122 PREWETT</b> Sean	Huracán ST EVO 2	242,2
41	<b>120 CHANDRASOMA</b> Shehan	Huracán ST EVO 2	231,3
42	<b>93 ORUDZHEV</b> Egor	Huracán ST EVO 2	104,5


**PRO - PRO AM - Best Sectors and Speed Race 1**

Autodromo Vallelunga 4.085 m

2 / 2

SEG. 1		
1	16	SPINELLI Loris 28.664
2	28	BONDUEL Amaury 28.666
3	86	LEITCH Brendon 28.715
4	6	STADSBADER Gilles 28.726
5	33	ARROW Daan 28.761
6	50	IANNIELLO Riccardo 28.846
7	27	CABIROU Loris 28.862
8	68	SCIONTI Federico 28.899
9	284	VAN DER DRIFT Chris 28.938
10	51	POLLINI Giacomo 28.979
11	101	MARCELLI Kyle 28.988
12	9	ALI Largim 29.007
13	61	BALTHASAR Sebastian 29.008
14	188	TAURINO Giano 29.065
15	95	PETROV Artem 29.088
16	15	BOLGER Douglas 29.104
17	146	CAPIZZI Thomas 29.108
18	10	TESTA Rodrigo 29.127
19	210	CECOTTO Jonathan 29.161
20	78	COLOMBINI Emanuel 29.171
21	99	MATTHIESEN Patrik 29.188
22	3	FISCHBAUM Michael 29.192
23	92	BLANCHEMAIN Michae 29.197
24	177	WALKER Jake 29.211
25	130	SAAVEDRA Sebastian 29.217
26	89	SCHOONDERWOERD 29.224
27	108	STACY Nathan 29.238
28	122	PREWETT Sean 29.275
29	42	FREYMUTH Sebastian 29.277
30	66	BASZ Karol 29.282
31	184	NORMAN Ryan 29.295
32	81	SCHANDORFF Frederik 29.303
33	114	STEWART Slade 29.304
34	14	BETTERA Enrico 29.341
35	141	MILLER Marc 29.360
36	170	PREMAT Alexandre 29.360
37	155	MUSS AJ 29.364
38	168	VAN OVERBEEK Johan 29.482
39	207	LUO Haowen 29.519
40	120	CHANDRASOMA Sheh 33.974
41	13	MALOIGNE Edgar 34.950
42	93	ORUDZHEV Egor 52.267

SEG. 2		
1	6	STADSBADER Gilles 43.610
2	28	BONDUEL Amaury 43.636
3	86	LEITCH Brendon 43.739
4	27	CABIROU Loris 43.906
5	68	SCIONTI Federico 43.923
6	50	IANNIELLO Riccardo 43.935
7	10	TESTA Rodrigo 43.941
8	16	SPINELLI Loris 43.948
9	284	VAN DER DRIFT Chris 43.976
10	33	ARROW Daan 43.979
11	101	MARCELLI Kyle 44.043
12	130	SAAVEDRA Sebastian 44.055
13	95	PETROV Artem 44.086
14	9	ALI Largim 44.111
15	51	POLLINI Giacomo 44.149
16	92	BLANCHEMAIN Michae 44.164
17	61	BALTHASAR Sebastian 44.176
18	188	TAURINO Giano 44.197
19	78	COLOMBINI Emanuel 44.254
20	3	FISCHBAUM Michael 44.264
21	146	CAPIZZI Thomas 44.289
22	210	CECOTTO Jonathan 44.337
23	184	NORMAN Ryan 44.371
24	66	BASZ Karol 44.399
25	89	SCHOONDERWOERD 44.406
26	114	STEWART Slade 44.434
27	99	MATTHIESEN Patrik 44.454
28	177	WALKER Jake 44.521
29	155	MUSS AJ 44.524
30	42	FREYMUTH Sebastian 44.534
31	81	SCHANDORFF Frederik 44.536
32	122	PREWETT Sean 44.599
33	108	STACY Nathan 44.691
34	14	BETTERA Enrico 44.732
35	170	PREMAT Alexandre 44.733
36	15	BOLGER Douglas 44.740
37	141	MILLER Marc 44.799
38	168	VAN OVERBEEK Johan 45.006
39	207	LUO Haowen 45.495
40	120	CHANDRASOMA Sheh 50.298
41	13	MALOIGNE Edgar 50.559
42	93	ORUDZHEV Egor 1'46.692

SEG. 3		
1	6	STADSBADER Gilles 20.390
2	16	SPINELLI Loris 20.521
3	28	BONDUEL Amaury 20.543
4	86	LEITCH Brendon 20.546
5	50	IANNIELLO Riccardo 20.557
6	33	ARROW Daan 20.562
7	51	POLLINI Giacomo 20.639
8	10	TESTA Rodrigo 20.651
9	95	PETROV Artem 20.654
10	101	MARCELLI Kyle 20.659
11	61	BALTHASAR Sebastian 20.666
12	78	COLOMBINI Emanuel 20.691
13	92	BLANCHEMAIN Michae 20.691
14	68	SCIONTI Federico 20.694
15	170	PREMAT Alexandre 20.704
16	27	CABIROU Loris 20.706
17	3	FISCHBAUM Michael 20.712
18	108	STACY Nathan 20.712
19	9	ALI Largim 20.745
20	42	FREYMUTH Sebastian 20.764
21	284	VAN DER DRIFT Chris 20.768
22	188	TAURINO Giano 20.786
23	89	SCHOONDERWOERD 20.805
24	14	BETTERA Enrico 20.811
25	130	SAAVEDRA Sebastian 20.817
26	99	MATTHIESEN Patrik 20.822
27	81	SCHANDORFF Frederik 20.831
28	155	MUSS AJ 20.832
29	15	BOLGER Douglas 20.849
30	114	STEWART Slade 20.864
31	141	MILLER Marc 20.871
32	146	CAPIZZI Thomas 20.881
33	210	CECOTTO Jonathan 20.886
34	122	PREWETT Sean 20.918
35	177	WALKER Jake 20.936
36	184	NORMAN Ryan 20.943
37	168	VAN OVERBEEK Johan 20.978
38	66	BASZ Karol 21.020
39	207	LUO Haowen 21.241
40	13	MALOIGNE Edgar 22.138
41	120	CHANDRASOMA Sheh 43.344

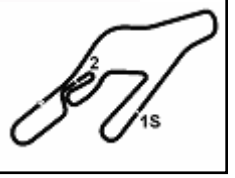




# WORLD FINALS

5.4

PRO-PRO AM



Autodromo Vallelunga 4.085 m

## PRO - PRO AM - Lap Chart Race 1

	Lap																																	
	1	2	3	4	5	6	7	8	9	10	11	12	13	14	15	16	17	18	19	20	21	22	23	24	25	26	27	28	29					
1	28	28	28	28	28	28	28	28	28	28	28	114	3	28	28	28	28	28	28	28	28	28	28	28	28	28	28	28	28	28				
2	50	50	50	86	86	86	86	86	86	86	86	42	28	27	27	27	27	27	27	27	27	27	27	27	27	27	27	86	86	86				
3	68	86	86	50	50	50	50	50	50	50	50	3	27	61	61	61	61	61	61	61	61	61	61	61	61	61	61	27	27	27				
4	86	68	68	68	68	68	68	68	68	68	68	122	61	86	86	86	86	86	86	86	86	86	86	86	86	86	86	50	50	50				
5	10	10	10	10	10	10	10	10	10	10	10	28	86	50	50	50	50	50	50	50	50	50	50	50	50	50	50	50	50	50				
6	27	95	95	95	95	95	95	95	95	95	95	27	50	6	6	6	6	6	6	61	61	61	61	61	61	61	61	101	101	101				
7	61	27	27	27	27	27	27	27	27	27	27	27	61	6	68	68	68	68	68	68	68	68	68	68	68	68	68	101	68	68	68			
8	95	61	61	61	61	61	61	61	61	61	61	61	61	61	86	68	92	92	92	92	101	101	101	101	101	101	101	68	10	10	10			
9	130	101	101	101	101	101	101	101	101	101	101	50	92	101	101	101	101	10	9	9	9	9	9	9	9	9	10	130	130	130				
10	101	130	130	130	78	78	78	78	78	78	78	68	101	10	10	10	10	9	10	10	130	130	130	130	130	130	130	130	81	81	81			
11	210	78	78	78	130	130	130	92	92	92	92	92	92	10	130	130	130	130	92	92	130	81	81	81	81	81	81	81	42	42	42			
12	9	92	92	92	92	92	130	130	130	130	130	101	130	9	9	9	9	9	130	130	81	9	42	42	42	42	42	42	6	92	6			
13	6	9	9	9	9	9	9	9	9	9	9	6	114	78	78	78	78	78	78	81	92	42	92	92	92	92	92	92	78	33	33			
14	13	89	89	89	89	89	51	51	89	89	89	10	9	89	89	89	89	89	89	89	78	42	92	78	78	78	78	78	6	78	78			
15	92	184	184	184	51	51	89	89	146	146	146	130	78	114	114	114	114	42	42	78	78	89	89	89	89	89	89	89	33	89	89			
16	78	51	51	51	184	184	184	184	210	114	114	9	42	42	42	42	42	81	89	89	89	114	114	114	33	33	33	89	16	16				
17	89	146	146	146	146	146	146	114	42	42	78	89	14	14	114	114	114	114	14	14	114	114	9	33	33	114	114	16	16	188	188			
18	184	114	114	210	210	210	210	210	42	188	188	89	122	81	81	81	81	14	14	14	14	33	188	188	188	188	188	188	188	284	284			
19	146	210	210	114	114	114	114	114	188	108	108	14	14	3	3	3	3	33	33	33	33	33	33	33	16	16	284	284	95	95	95			
20	51	42	42	42	42	42	42	108	15	15	81	81	122	122	122	122	188	188	188	188	188	16	16	284	284	114	95	92	92	92				
21	108	108	108	108	108	108	108	108	15	170	170	15	15	15	15	15	15	284	284	284	284	284	14	14	95	95	95	114	114	114	114			
22	114	15	188	188	188	188	188	188	170	3	3	33	33	33	33	33	33	15	108	108	16	16	95	95	14	14	108	99	99	99				
23	15	188	15	15	15	15	15	15	3	14	14	188	188	188	188	188	188	108	95	16	108	95	108	108	108	108	99	66	66	66				
24	14	170	170	170	170	170	170	14	81	81	108	108	108	108	108	108	99	16	95	95	108	99	99	99	99	99	99	66	108	108				
25	16	14	14	14	14	14	14	14	81	33	33	284	284	284	284	284	284	16	99	99	99	99	66	66	66	66	14	15	15	15				
26	42	81	81	81	81	81	3	3	33	16	16	146	146	146	146	146	146	95	66	66	66	66	141	141	15	15	15	14	14	14				
27	81	3	3	3	3	3	81	81	16	122	122	99	99	99	99	99	99	66	15	141	141	141	15	15	155	155	155	155	155	155				
28	188	13	207	33	33	33	33	33	122	284	284	155	155	155	155	155	155	141	141	15	15	15	155	155	146	146	146	146	146	146				
29	170	207	33	16	16	16	16	16	284	155	155	66	66	66	66	66	66	146	155	155	155	155	146	146	141	141	141	141	141	141				
30	284	33	16	122	122	122	122	122	155	177	177	177	177	177	177	177	95	95	155	146	146	146	168	168	168	168	168	168	168	168	168			
31	3	16	122	284	284	284	284	284	177	99	99	95	95	95	95	95	16	16	3	3	168	168	168	122	122	122	122	122	122	122	122			
32	122	122	284	155	155	155	155	155	99	66	66	16	16	16	16	141	141	122	122	122	122	122	207											
33	207	284	177	177	177	177	177	177	66	6	168	141	141	141	141	168	168	168	168	207	207	207												
34	33	99	155	99	99	99	99	99	6	168	141	168	168	168	168	207	207	207	207															
35	99	177	99	66	66	66	66	66	66	168	141	6	207	207	207	207																		
36	120	155	66	141	141	168	6	6	141	207	207																							
37	177	66	141	168	168	6	168	168	207																									
38	66	141	168	6	6	141	141	141																										
39	155	168	6	207	207	207	207	207																										
40	168	6																																
41	141																																	

Final Result		
1	28 BONDUEL AMAURY (	Laps 29
2	86 LEIPERT MOTORSP	1.179
3	27 TRIBAUDINI STEPHA	4.693
4	50 DL CONSULTING	7.956
5	61 OREGON TEAM (P)	11.334
6	101 WAYNE TAYLOR RAC	11.406
7	68 DL CONSULTING	12.105
8	10 IRON LYNX	17.623
9	81 TARGET RACING	26.945
10	42 AKF MOTORSPORT (	28.997
11	130 ANSA MOTORSPORT	37.435
12	6 VSR	38.138
13	78 IRON LYNX	40.598
14	89 IRON LYNX	41.075
15	16 VSR	45.818
16	188 TR3 RACING	50.171
17	284 ABSOLUTE RACING	50.787
18	95 VSR	55.842
19	33 BONALDI MOTORSP	59.923
20	114 K-PAX RACING	1'01.633
21	99 LEIPERT MOTORSP	1'02.368
22	66 MICANEK MOTORSP	1'03.463
23	92 SCUDERIA VILLORBA	1'03.471
24	108 WAYNE TAYLOR RAC	1'04.609
25	15 TARGET RACING	1'07.587
26	14 OREGON TEAM	1'12.612
27	155 FORTY7	1'16.065
28	146 PPM	1'31.509
29	141 K-PAX RACING	1'31.737
30	168 K-PAX RACING	1 Lap
31	122 WORLD SPEED MOT	2 Laps
32	207 RACEGRAPH	6 Laps
33	9 TARGET RACING (P)	7 Laps
RET	3 BONALDI MOTORSP	10 Laps
RET	177 FORTY7	14 Laps
RET	170 US RACETRONICS	18 Laps
RET	210 TRT RACING	20 Laps
RET	51 IMPERIALE SPORT C	21 Laps
RET	184 WAYNE TAYLOR RAC	21 Laps
RET	13 GUERIN STEPHAN	27 Laps
RET	120 TPC RACING	28 Laps
RET	93 ART LINE	

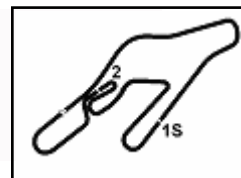
Powered by FICr Perugia Timing

ROGER DUBUIS





# WORLD FINALS

**5.5****PRO-PRO AM**

## PRO - PRO AM - Chronological Analysis Race 1

Autodromo Vallelunga 4.085 m

Start at 16:02'04.149

1 / 10

3 Bonaldi Motorsport (1'34.466)						
Lap	Seg.1	Seg.2	Seg.3	Lap Time	km/h	Local Time
Milos Pavlovic						
1		1'10.751	46.222	3'15.194	87,9	16:05'19.343
2	32.576	50.456	21.651	1'44.683	246,0	16:07'04.026
3	30.235	44.863	21.000	1'36.098	242,2	16:08'40.124
4	29.497	45.008	21.072	1'35.577	247,7	16:10'15.701
5	29.466	44.881	20.792	1'35.139	246,0	16:11'50.840
6	30.341	<b>44.264</b>	<b>20.712</b>	1'35.317	244,9	16:13'26.157
7	29.279	44.626	20.749	1'34.654	<b>248,3</b>	16:15'00.811
8	<b>29.192</b>	44.294	20.980	<b>1'34.466</b>	246,0	16:16'35.277
9	30.253	44.784	23.656	1'38.693	246,0	16:18'13.970
10	39.086	49.844	23.701	1'52.631	163,1	16:20'06.601
11	33.626	48.566	21.960	1'44.152	229,3	16:21'50.753
12	47.683	1'01.442	21.933	2'11.058	94,3	16:24'01.811
13	29.950	49.340	22.837	1'42.127	244,9	16:25'43.938
Michael Fischbaum						
14	36.344	51.510	1'49.495	3'17.349P	231,3	16:29'01.287
15	41.810	51.733	23.409	1'56.952P	208,5	16:30'58.239
16	32.826	49.689	23.380	1'45.895	241,1	16:32'44.134
17	32.428	49.442	23.574	1'45.444	241,6	16:34'29.578
18	31.964	54.745	23.224	1'49.933	241,1	16:36'19.511
19	32.321	50.075	23.239	1'45.635	240,0	16:38'05.146
Race Time 36'00.997						

Oliver Söderström						
Lap	Seg.1	Seg.2	Seg.3	Lap Time	km/h	Local Time
1		1'24.258	52.419	3'12.410	130,3	16:05'16.559
2	31.802	47.591	21.303	1'40.696	242,7	16:06'57.255
3	29.478	45.074	20.947	1'35.499	246,6	16:08'32.754
4	29.576	<b>44.111</b>	20.821	1'34.508	<b>249,4</b>	16:10'07.262
5	29.455	44.185	20.755	<b>1'34.395</b>	243,2	16:11'41.657
6	29.638	44.831	20.858	1'35.327	246,6	16:13'16.984
7	29.521	44.551	20.906	1'34.978	246,0	16:14'51.962
8	29.444	44.484	20.946	1'34.874	244,3	16:16'26.836
9	29.885	44.691	21.955	1'36.531	243,8	16:18'03.367
10	37.716	46.802	21.824	1'46.342	206,1	16:19'49.709
11	34.266	48.437	22.672	1'45.375	196,0	16:21'35.084
Largim Ali						
12	54.033	1'02.914	1'47.791	3'44.738P	122,4	16:25'19.822
13	36.637	47.407	21.702	1'45.746P	230,8	16:27'05.568
14	30.572	46.055	21.292	1'37.919	217,3	16:28'43.487
15	29.864	45.983	21.520	1'37.367	239,5	16:30'20.854
16	29.801	45.277	21.129	1'36.207	240,5	16:31'57.061
17	35.889	1'00.696	22.339	1'58.924	111,9	16:33'55.985
18	29.882	45.256	21.250	1'36.388	248,3	16:35'32.373
19	29.581	44.405	<b>20.745</b>	1'34.731	243,2	16:37'07.104
20	<b>29.007</b>	45.123	21.407	1'35.537	245,5	16:38'42.641
21	29.992	50.006	21.359	1'41.357	246,6	16:40'23.998
22	29.195	1'00.199	22.015	1'51.409	245,5	16:42'15.407
Race Time 40'11.258 + 10.000Pen						

6 VSR (1'32.757)						
Lap	Seg.1	Seg.2	Seg.3	Lap Time	km/h	Local Time
Mattia Michelotto						
1		1'24.652	52.860	3'12.477	120,4	16:05'16.626
2	31.569	1'21.047	20.757	2'13.373	243,2	16:07'29.999
3	29.117	43.740	20.403	1'33.260	244,3	16:09'03.259
4	28.771	43.763	20.781	1'33.315	244,9	16:10'36.574
5	28.757	<b>43.610</b>	<b>20.390</b>	<b>1'32.757</b>	244,9	16:12'09.331
6	<b>28.726</b>	43.845	21.031	1'33.602	245,5	16:13'42.933
7	29.159	43.926	20.566	1'33.651	243,8	16:15'16.584
8	28.882	43.927	20.554	1'33.363	244,9	16:16'49.947
9	29.583	46.619	22.914	1'39.116	243,8	16:18'29.063
10	34.602	51.208	22.036	1'47.846	208,1	16:20'16.909
11	35.546	52.124	1'51.631	3'19.301P	175,6	16:23'36.210
Gilles Stadsbader						
12	34.633	45.237	21.008	1'40.878P	240,0	16:25'17.088
13	32.629	45.832	21.344	1'39.805	223,1	16:26'56.893
14	29.709	45.736	21.264	1'36.709	244,3	16:28'33.602
15	29.416	44.841	21.087	1'35.344	244,9	16:30'08.946
16	29.370	45.324	21.476	1'36.170	244,9	16:31'45.116
17	41.404	1'03.788	23.208	2'08.400	125,3	16:33'53.516
18	29.623	45.214	21.297	1'36.134	244,9	16:35'29.650
19	29.349	44.787	21.241	1'35.377	244,9	16:37'05.027
20	29.390	45.111	20.913	1'35.414	244,9	16:38'40.441
21	29.151	44.349	20.835	1'34.335	246,0	16:40'14.776
22	29.114	44.497	20.807	1'34.418	245,5	16:41'49.194
23	29.168	44.471	20.874	1'34.513	245,5	16:43'23.707
24	28.941	44.501	20.918	1'34.360	<b>246,6</b>	16:44'58.067
25	28.972	44.500	20.848	1'34.320	246,0	16:46'32.387
26	29.074	44.383	20.860	1'34.317	246,0	16:48'06.704
27	29.083	45.122	43.627	1'57.832P	246,0	16:50'04.536
28	33.529	44.978	21.001	1'39.508P	245,5	16:51'44.044
29	29.656	45.393	21.332	1'36.381	245,5	16:53'20.425
Race Time 51'16.276						

10 Iron Lynx (1'33.813)						
Lap	Seg.1	Seg.2	Seg.3	Lap Time	km/h	Local Time
Ugo De Wilde						
1		1'27.987	54.749	3'11.404	121,3	16:05'15.553
2	31.034	44.915	20.933	1'36.882	243,8	16:06'52.435
3	29.409	44.166	<b>20.651</b>	1'34.226	246,6	16:08'26.661
4	29.250	44.141	20.683	1'34.074	246,6	16:10'00.735
5	29.275	<b>43.941</b>	20.702	1'33.918	247,1	16:11'34.653
6	29.283	43.965	20.720	1'33.968	246,0	16:13'08.621
7	29.160	43.993	20.660	<b>1'33.813</b>	246,6	16:14'42.434
8	<b>29.127</b>	44.046	20.805	1'33.978	246,6	16:16'16.412
9	29.157	44.254	20.785	1'34.196	246,6	16:17'50.608
10	35.086	48.329	21.274	1'44.689	197,1	16:19'35.297
11	31.577	48.727	27.756	1'48.060	218,2	16:21'23.357
12	57.634	1'05.031	1'51.618	3'54.283P	106,1	16:25'17.640
13	37.476	47.872	21.541	1'46.889P	242,7	16:27'04.529
Rodrigo Testa						
14	30.296	46.090	21.245	1'37.631	243,2	16:28'42.160
15	29.929	45.835	21.404	1'37.168	246,6	16:30'19.328
16	29.850	45.338	21.527	1'36.715	246,0	16:31'56.043
17	35.544	1'01.287	22.433	1'59.264	117,5	16:33'55.307
18	29.799	45.777	21.134	1'36.710	246,6	16:35'32.017
19	30.135	45.065	20.891	1'36.091	244,9	16:37'08.108
20	29.274	44.959	21.015	1'35.248	<b>248,3</b>	16:38'43.356
21	29.678	45.533	21.018	1'36.229	247,1	16:40'19.585
22	29.345	44.507	20.871	1'34.723	247,7	16:41'54.308
23	29.385	44.507	20.875	1'34.767	<b>248,3</b>	16:43'29.075
24	29.375	44.558	20.937	1'34.870	<b>248,3</b>	16:45'03.945
25	29.330	44.936	21.012	1'35.278	247,7	16:46'39.223
26	29.274	44.748	20.971	1'34.993	<b>248,3</b>	16:48'14.216
27	29.251	44.959	21.132	1'35.342	247,7	16:49'49.558
28	29.366	44.605	21.002	1'34.973	<b>248,3</b>	16:51'24.531
29	29.223	44.695	21.461	1'35.379	<b>248,3</b>	16:52'59.910
Race Time 50'55.761						

9 Target Racing (1'34.395)						
Lap	Seg.1	Seg.2	Seg.3	Lap Time	km/h	Local Time

13 Guerin Stephan (1'47.647)						
Lap	Seg.1	Seg.2	Seg.3	Lap Time	km/h	Local Time

18/11/2023

P = Pits In/Out - C = Lap Time Cancelled

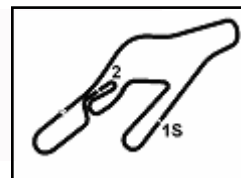
Powered by FICr Perugia Timing

**ROGER DUBUIS****HANKOOK**  
driving emotion





# WORLD FINALS

**5.5****PRO-PRO AM**

## PRO - PRO AM - Chronological Analysis Race 1

Autodromo Vallelunga 4.085 m

Start at 16:02'04.149

**2 / 10**

Edgar Maloigne

1		1'09.286	42.203	3'12.636	68,3	16:05'16.785
2	<b>34.950</b>	<b>50.559</b>	<b>22.138</b>	<b>1'47.647</b>	<b>249,4</b>	16:07'04.432
Race Time 5'00.283						

21	29.576	45.296	21.190	1'36.062	249,4	16:41'03.415
22	30.012	45.461	21.062	1'36.535	222,2	16:42'39.950
23	29.478	45.344	21.003	1'35.825	250,6	16:44'15.775
24	29.329	45.102	21.105	1'35.536	247,7	16:45'51.311
25	29.271	45.099	21.116	1'35.486	250,6	16:47'26.797
26	29.459	45.282	21.076	1'35.817	250,0	16:49'02.614
27	29.312	45.100	21.251	1'35.663	248,8	16:50'38.277
28	29.473	45.578	20.982	1'36.033	250,0	16:52'14.310
29	29.289	45.179	21.096	1'35.564	250,0	16:53'49.874
Race Time 51'45.725						

**14 Oregon Team (1'34.947)**

Lap	Seg.1	Seg.2	Seg.3	Lap Time	km/h	Local Time
Lorenzo Pegoraro						
1		1'16.162	49.600	3'13.952	77,9	16:05'18.101
2	32.136	50.552	21.735	1'44.423	241,1	16:07'02.524
3	29.954	45.347	20.890	1'36.191	242,2	16:08'38.715
4	29.551	44.799	<b>20.811</b>	1'35.161	241,1	16:10'13.876
5	29.541	44.924	20.879	1'35.344	242,7	16:11'49.220
6	<b>29.341</b>	<b>44.732</b>	20.874	<b>1'34.947</b>	<b>243,2</b>	16:13'24.167
7	29.370	44.847	21.008	1'35.225	242,7	16:14'59.392
8	29.685	<b>44.732</b>	21.068	1'35.485	240,5	16:16'34.877
9	30.791	45.331	23.909	1'40.031	240,0	16:18'14.908
10	39.107	49.893	23.667	1'52.667	142,1	16:20'07.575
11	33.883	49.284	23.338	1'46.505	235,8	16:21'54.080

**16 VSR (1'33.279)**

Lap	Seg.1	Seg.2	Seg.3	Lap Time	km/h	Local Time
Andrzej Lewandowski						
1		1'15.804	48.279	3'14.018	74,3	16:05'18.167
2	32.473	52.196	22.485	1'47.154	242,7	16:07'05.321
3	30.214	45.409	21.123	1'36.746	241,6	16:08'42.067
4	29.776	44.896	21.056	1'35.728	242,2	16:10'17.795
5	29.620	44.435	21.125	1'35.180	243,8	16:11'52.975
6	29.642	44.319	20.954	1'34.915	242,2	16:13'27.890
7	29.377	44.565	21.237	1'35.179	242,7	16:15'03.069
8	29.676	44.806	21.173	1'35.655	241,1	16:16'38.724
9	30.190	45.470	22.306	1'37.966	242,2	16:18'16.690
10	39.075	51.204	22.227	1'52.506	141,0	16:20'09.196
11	34.657	48.884	22.913	1'46.454	198,2	16:21'55.650

Loris Spinelli

12	45.546	1'01.788	1'58.433	3'45.767P	82,9	16:25'41.417
13	34.328	48.574	21.557	1'44.459P	213,4	16:27'25.876
14	32.661	52.179	22.409	1'47.249	168,2	16:29'13.125
15	38.023	53.928	22.559	1'54.510	161,9	16:31'07.635
16	36.011	48.379	21.389	1'45.779	174,2	16:32'53.414
17	33.360	46.099	21.499	1'40.958	206,5	16:34'34.372
18	31.220	45.975	20.946	1'38.141	242,7	16:36'12.513
19	29.786	45.360	21.108	1'36.254	242,2	16:37'48.767
20	29.767	44.284	20.661	1'34.712	240,5	16:39'23.479
21	28.972	<b>43.948</b>	20.593	1'33.513	244,9	16:40'56.992
22	28.705	44.029	20.609	1'33.343	<b>246,6</b>	16:42'30.335
23	28.692	44.020	20.759	1'33.471	246,0	16:44'03.806
24	28.878	44.131	20.918	1'33.927	246,0	16:45'37.733
25	28.851	44.210	20.726	1'33.787	<b>246,6</b>	16:47'11.520
26	28.866	44.910	21.062	1'34.838	246,0	16:48'46.358
27	29.459	44.683	20.574	1'34.716	246,0	16:50'21.074
28	28.703	44.055	<b>20.521</b>	<b>1'33.279</b>	<b>246,6</b>	16:51'54.353
29	<b>28.664</b>	44.080	21.008	1'33.752	<b>246,6</b>	16:53'28.105
Race Time 51'23.956						

**15 Target Racing (1'34.852)**

Lap	Seg.1	Seg.2	Seg.3	Lap Time	km/h	Local Time
Douglas Bolger						
1		1'15.445	49.289	3'13.882	61,6	16:05'18.031
2	31.939	49.768	22.075	1'43.782	250,6	16:07'01.813
3	29.565	45.716	20.899	1'36.180	250,6	16:08'37.993
4	29.396	44.967	20.910	1'35.273	250,0	16:10'13.266
5	29.291	44.992	<b>20.849</b>	1'35.132	<b>251,7</b>	16:11'48.398
6	29.155	44.871	20.945	1'34.971	<b>251,7</b>	16:13'23.369
7	<b>29.104</b>	<b>44.740</b>	21.008	<b>1'34.852</b>	<b>251,7</b>	16:14'58.221
8	29.244	44.968	20.894	1'35.106	<b>251,7</b>	16:16'33.327
9	30.841	45.073	22.806	1'38.720	248,8	16:18'12.047
10	39.104	50.340	23.435	1'52.879	186,2	16:20'04.926
11	33.839	48.699	21.689	1'44.227	244,3	16:21'49.153
12	47.611	1'01.008	1'49.254	3'37.873P	93,8	16:25'27.026
13	36.326	48.460	21.893	1'46.679P	220,4	16:27'13.705
14	36.277	52.823	23.247	1'52.347	218,6	16:29'06.052
15	37.693	52.877	23.605	1'54.175	222,7	16:31'00.227
16	32.686	50.402	24.089	1'47.177	215,6	16:32'47.404
17	31.998	49.433	23.004	1'44.435	241,1	16:34'31.839
18	29.704	47.306	22.260	1'39.270	248,8	16:36'11.109
19	30.818	45.614	22.837	1'39.269	247,1	16:37'50.378
20	30.738	45.166	21.071	1'36.975	248,8	16:39'27.353

**27 Tribaudini Stephane (1'33.707)**

Lap	Seg.1	Seg.2	Seg.3	Lap Time	km/h	Local Time
Stephane Tribaudini						
1		1'28.310	54.929	3'11.487	109,6	16:05'15.636
2	31.200	46.224	20.974	1'38.398	242,7	16:06'54.034
3	29.243	44.417	20.820	1'34.480	245,5	16:08'28.514
4	29.338	44.260	20.777	1'34.375	244,3	16:10'02.889
5	29.249	43.932	20.894	1'34.075	245,5	16:11'36.964
6	29.175	44.097	20.857	1'34.129	245,5	16:13'11.093
7	29.175	<b>43.906</b>	20.831	1'33.912	246,0	16:14'45.005
8	29.203	44.297	20.772	1'34.272	244,9	16:16'19.277
9	29.225	44.214	21.493	1'34.932	245,5	16:17'54.209
10	35.051	48.697	21.293	1'45.041	178,2	16:19'39.250
11	31.135	47.709	27.091	1'45.935	216,9	16:21'25.185
Loris Cabirou						
12	57.572	1'04.696	1'44.989	3'47.257P	122,7	16:25'12.442
13	33.220	44.766	21.032	1'39.018P	243,8	16:26'51.460

18/11/2023

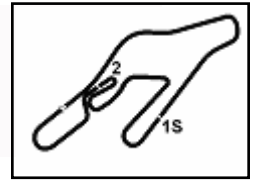
P = Pits In/Out - C = Lap Time Cancelled

Powered by FICr Perugia Timing

**ROGER DUBUIS****HANKOOK**  
driving emotion



# WORLD FINALS

**5.5****PRO-PRO AM**

## PRO - PRO AM - Chronological Analysis Race 1

Autodromo Vallelunga 4.085 m

Start at 16:02'04.149

**3 / 10**

14	29.430	44.759	21.113	1'35.302	244,9	16:28'26.762	9	30.438	45.318	22.443	1'38.199	246,6	16:18'16.225
15	29.559	45.221	21.127	1'35.907	244,3	16:30'02.669	10	39.132	50.467	22.836	1'52.435	140,1	16:20'08.660
16	29.856	48.408	21.845	1'40.109	242,7	16:31'42.778	11	34.872	48.502	22.968	1'46.342	206,1	16:21'55.002
17	40.548	1'04.680	23.595	2'08.823	107,9	16:33'51.601				Daan Arrow			
18	30.107	44.533	20.971	1'35.611	244,9	16:35'27.212	12	45.512	1'01.796	1'45.902	3'33.210P	87,6	16:25'28.212
19	29.471	45.022	21.167	1'35.660	245,5	16:37'02.872	13	35.417	48.756	21.753	1'45.926P	231,3	16:27'14.138
20	28.990	44.346	20.847	1'34.183	246,0	16:38'37.055	14	36.033	53.117	22.959	1'52.109	216,4	16:29'06.247
21	29.046	44.162	20.778	1'33.986	246,6	16:40'11.041	15	38.146	52.687	23.373	1'54.206	213,4	16:31'00.453
22	28.930	44.026	20.751	<b>1'33.707</b>	246,6	16:41'44.748	16	32.722	50.667	24.004	1'47.393	234,3	16:32'47.846
23	28.994	44.119	<b>20.706</b>	1'33.819	246,0	16:43'18.567	17	32.057	49.405	22.783	1'44.245	242,2	16:34'32.091
24	28.995	44.127	20.764	1'33.886	246,6	16:44'52.453	18	29.631	44.817	20.822	1'35.270	248,8	16:36'07.361
25	29.104	44.299	20.864	1'34.267	246,0	16:46'26.720	19	29.135	<b>43.979</b>	20.747	1'33.861	250,0	16:37'41.222
26	28.986	44.285	20.807	1'34.078	247,1	16:48'00.798	20	29.119	44.234	20.683	1'34.036	249,4	16:39'15.258
27	30.500	44.494	20.769	1'35.763	243,8	16:49'36.561	21	28.937	44.044	20.646	1'33.627	251,2	16:40'48.885
28	28.937	44.421	20.751	1'34.109	<b>247,7</b>	16:51'10.670	22	28.963	44.491	20.658	1'34.112	249,4	16:42'22.997
29	<b>28.862</b>	44.297	20.784	1'33.943	247,1	16:52'44.613	23	28.832	44.252	20.705	1'33.789	248,3	16:43'56.786
						Race Time 50'40.464 + 2.367Pen	24	<b>28.761</b>	43.981	20.681	<b>1'33.423</b>	251,2	16:45'30.209
							25	28.807	44.167	<b>20.562</b>	1'33.536	250,6	16:47'03.745
							26	28.782	44.290	20.666	1'33.738	251,2	16:48'37.483
							27	28.777	44.092	20.689	1'33.558	<b>251,7</b>	16:50'11.041
							28	28.869	44.365	20.844	1'34.078	<b>251,7</b>	16:51'45.119
							29	29.744	44.675	22.672	1'37.091	246,6	16:53'22.210
													Race Time 51'18.061 + 20.000Pen

**28 Bonduel Amaury (1'33.065)**

Lap	Seg.1	Seg.2	Seg.3	Lap Time	km/h	Local Time
Amaury Bonduel						
1		1'30.459	56.244	3'10.645		16:05'14.794
2	30.012	<b>43.636</b>	<b>20.543</b>	1'34.191	239,5	16:06'48.985
3	28.728	43.754	20.583	<b>1'33.065</b>	243,8	16:08'22.050
4	28.957	43.990	20.698	1'33.645	243,2	16:09'55.695
5	28.974	43.900	20.758	1'33.632	244,3	16:11'29.327
6	28.839	44.006	20.715	1'33.560	244,3	16:13'02.887
7	28.828	44.082	20.721	1'33.631	244,3	16:14'36.518
8	28.910	44.093	20.835	1'33.838	244,3	16:16'10.356
9	28.812	44.092	20.750	1'33.654	244,9	16:17'44.010
10	36.373	45.869	21.668	1'43.910	230,3	16:19'27.920
11	34.598	49.487	28.947	1'53.032	239,5	16:21'20.952
12	57.278	1'05.084	1'48.651	3'51.013P	127,1	16:25'11.965
13	33.241	44.787	21.105	1'39.133P	242,2	16:26'51.098
14	29.356	44.724	21.139	1'35.219	243,8	16:28'26.317
15	29.624	45.207	21.222	1'36.053	243,2	16:30'02.370
16	29.775	48.088	22.249	1'40.112	243,8	16:31'42.482
17	40.453	1'04.679	23.754	2'08.886	110,8	16:33'51.368
18	30.031	44.580	20.907	1'35.518	240,5	16:35'26.886
19	29.418	44.697	20.696	1'34.811	244,3	16:37'01.697
20	<b>28.666</b>	44.292	20.752	1'33.710	245,5	16:38'35.407
21	28.805	44.184	20.730	1'33.719	245,5	16:40'09.126
22	28.749	44.258	20.823	1'33.830	244,9	16:41'42.956
23	28.902	44.250	20.772	1'33.924	244,3	16:43'16.880
24	28.803	44.385	20.709	1'33.897	245,5	16:44'50.777
25	28.877	44.383	20.825	1'34.085	244,9	16:46'24.862
26	28.765	44.368	20.850	1'33.983	246,0	16:47'58.845
27	28.751	44.512	20.873	1'34.136	246,0	16:49'32.981
28	28.881	44.744	20.801	1'34.426	<b>246,6</b>	16:51'07.407
29	28.741	44.461	20.829	1'34.031	<b>246,6</b>	16:52'41.438
						Race Time 50'37.289 + 0.849Pen

**33 Bonaldi Motorsport (1'33.423)**

Lap	Seg.1	Seg.2	Seg.3	Lap Time	km/h	Local Time
Abbie Eaton						
1		1'09.300	44.561	3'15.583	70,5	16:05'19.732
2	33.052	50.206	22.099	1'45.357	244,9	16:07'05.089
3	30.042	45.256	21.171	1'36.469	246,0	16:08'41.558
4	29.779	44.806	20.971	1'35.556	246,0	16:10'17.114
5	29.678	44.523	20.906	1'35.107	245,5	16:11'52.221
6	29.518	44.485	20.828	1'34.831	245,5	16:13'27.052
7	29.506	44.794	21.046	1'35.346	243,8	16:15'02.398
8	29.983	44.620	21.025	1'35.628	248,3	16:16'38.026

**42 AKF Motorsport (1'34.706)**

Lap	Seg.1	Seg.2	Seg.3	Lap Time	km/h	Local Time
Sebastian Freymuth						
1		1'13.680	49.097	3'14.210	65,1	16:05'18.359
2	31.904	49.395	21.342	1'42.641	247,1	16:07'01.000
3	29.495	44.905	20.858	1'35.258	244,9	16:08'36.258
4	29.538	44.833	21.007	1'35.378	245,5	16:10'11.636
5	29.516	44.859	20.918	1'35.293	245,5	16:11'46.929
6	29.408	<b>44.534</b>	<b>20.764</b>	<b>1'34.706</b>	245,5	16:13'21.635
7	29.428	44.707	20.877	1'35.012	246,0	16:14'56.647
8	29.326	44.947	20.900	1'35.173	245,5	16:16'31.820
9	30.156	45.036	22.642	1'37.834	246,6	16:18'09.654
10	39.345	48.749	24.611	1'52.705	155,6	16:20'02.359
11	34.841	47.401	22.087	1'44.329	240,0	16:21'46.688
12	47.501	1'01.819	24.508	2'13.828	91,8	16:24'00.516
13	30.264	49.580	1'46.508	3'06.352P	241,6	16:27'06.868
14	34.064	47.183	21.229	1'42.476P	243,2	16:28'49.344
15	30.259	46.447	21.398	1'38.104	238,4	16:30'27.448
16	30.698	46.650	21.392	1'38.740	237,9	16:32'06.188
17	31.441	59.223	21.618	1'52.282	148,8	16:33'58.470
18	29.867	45.510	21.096	1'36.473	246,0	16:35'34.943
19	30.071	45.824	21.202	1'37.097	<b>248,3</b>	16:37'12.040
20	30.226	45.082	21.157	1'36.465	245,5	16:38'48.505
21	29.885	45.360	21.101	1'36.346	246,6	16:40'24.851
22	29.362	45.034	20.905	1'35.301	247,1	16:42'00.152
23	29.316	45.040	21.042	1'35.398	247,7	16:43'35.550
24	29.491	45.226	20.923	1'35.640	247,7	16:45'11.190
25	<b>29.277</b>	45.286	21.051	1'35.614	247,1	16:46'46.804
26	29.571	45.208	21.046	1'35.825	246,6	16:48'22.629
27	29.420	45.091	21.403	1'35.914	247,1	16:49'58.543
28	29.677	45.413	21.264	1'36.354	247,1	16:51'34.897
29	29.450	45.272	21.071	1'35.793	247,7	16:53'10.690
						Race Time 51'06.541 + 0.594Pen

**50 DL Consulting (1'33.473)**

Lap	Seg.1	Seg.2	Seg.3	Lap Time	km/h	Local Time
Riccardo Ianniello						
1		1'29.743	56.056	3'10.835		16:05'14.984
2	30.306	44.462	20.680	1'35.448	240,0	16:06'50.432

18/11/2023

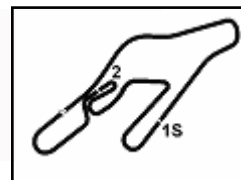
P = Pits In/Out - C = Lap Time Cancelled

Powered by FICr Perugia Timing

**ROGER DUBUIS****HANKOOK**  
driving emotion



# WORLD FINALS

**5.5****PRO-PRO AM**

## PRO - PRO AM - Chronological Analysis Race 1

Autodromo Vallelunga 4.085 m

Start at 16:02'04.149

**4 / 10**

3	28.981	<b>43.935</b>	<b>20.557</b>	<b>1'33.473</b>	244,3	16:08'23.905	18	29.887	45.357	20.943	1'36.187	243,2	16:35'28.340
4	29.234	45.089	21.004	1'35.327	244,3	16:09'59.232	19	29.142	45.656	22.049	1'36.847	<b>246,6</b>	16:37'05.187
5	29.031	43.969	20.655	1'33.655	243,8	16:11'32.887	20	29.584	45.535	21.042	1'36.161	243,8	16:38'41.348
6	28.921	44.059	20.781	1'33.761	244,3	16:13'06.648	21	29.040	44.385	20.826	1'34.251	243,2	16:40'15.599
7	28.878	44.170	20.789	1'33.837	244,3	16:14'40.485	22	29.138	44.705	20.930	1'34.773	243,8	16:41'50.372
8	29.068	44.016	20.690	1'33.774	244,9	16:16'14.259	23	29.178	44.570	20.913	1'34.661	243,2	16:43'25.033
9	29.027	44.180	20.889	1'34.096	243,8	16:17'48.355	24	29.162	44.369	20.725	1'34.256	243,8	16:44'59.289
10	34.644	47.933	21.658	1'44.235	193,2	16:19'32.590	25	29.038	44.472	20.752	1'34.262	246,0	16:46'33.551
11	32.133	49.046	28.653	1'49.832	233,8	16:21'22.422	26	29.113	44.595	20.812	1'34.520	243,2	16:48'08.071
12	57.331	1'05.228	1'49.822	3'52.381P	110,4	16:25'14.803	27	29.055	45.656	21.219	1'35.930	243,8	16:49'44.001
13	34.117	45.863	21.508	1'41.488P	228,3	16:26'56.291	28	29.056	44.527	20.788	1'34.371	244,3	16:51'18.372
14	29.874	44.901	21.178	1'35.953	238,4	16:28'32.244	29	29.122	44.661	20.812	1'34.595	243,8	16:52'52.967
15	29.529	44.984	21.029	1'35.542	243,8	16:30'07.786							Race Time 50'48.818 + 0.654Pen
16	29.600	45.416	21.666	1'36.682	240,5	16:31'44.468							
17	41.112	1'04.173	23.326	2'08.611	116,3	16:33'53.079							
18	29.626	45.385	21.104	1'36.115	243,2	16:35'29.194							
19	29.296	44.706	21.190	1'35.192	242,2	16:37'04.386							
20	29.213	44.435	20.714	1'34.362	244,3	16:38'38.748	1		1'07.124	42.303	3'16.091	56,3	16:05'20.240
21	28.874	44.615	20.796	1'34.285	243,8	16:40'13.033	2	34.066	50.681	22.616	1'47.363	234,3	16:07'07.603
22	28.880	44.450	20.813	1'34.143	244,3	16:41'47.176	3	30.350	46.005	21.458	1'37.813	242,2	16:08'45.416
23	<b>28.846</b>	44.350	20.874	1'34.070	244,9	16:43'21.246	4	30.175	45.205	21.421	1'36.801	243,2	16:10'22.217
24	29.084	44.375	20.849	1'34.308	<b>245,5</b>	16:44'55.554	5	30.105	44.602	21.351	1'36.058	243,2	16:11'58.275
25	29.002	44.937	21.093	1'35.032	243,8	16:46'30.586	6	29.975	<b>44.399</b>	21.331	1'35.705	243,2	16:13'33.980
26	29.150	44.585	20.862	1'34.597	244,3	16:48'05.183	7	29.958	44.787	21.262	1'36.007	243,8	16:15'09.987
27	29.126	44.903	20.926	1'34.955	244,9	16:49'40.138	8	29.994	45.231	21.637	1'36.862	243,8	16:16'46.849
28	28.972	44.902	20.875	1'34.749	<b>245,5</b>	16:51'14.887	9	31.045	47.211	23.193	1'41.449	241,1	16:18'28.298
29	29.659	44.736	20.961	1'35.356	243,2	16:52'50.243	10	34.459	51.483	22.321	1'48.263	203,8	16:20'16.561
						Race Time 50'46.094	11	33.703	49.911	22.183	1'45.797	209,3	16:22'02.358
							12	44.514	1'02.179	1'48.930	3'35.623P	84,5	16:25'37.981

**66 Micaneq Motorsport ACCR Team (1'35.161)**

Lap	Seg.1	Seg.2	Seg.3	Lap Time	km/h	Local Time
Bronek Formanek						
1		1'07.124	42.303	3'16.091	56,3	16:05'20.240
2	34.066	50.681	22.616	1'47.363	234,3	16:07'07.603
3	30.350	46.005	21.458	1'37.813	242,2	16:08'45.416
4	30.175	45.205	21.421	1'36.801	243,2	16:10'22.217
5	30.105	44.602	21.351	1'36.058	243,2	16:11'58.275
6	29.975	<b>44.399</b>	21.331	1'35.705	243,2	16:13'33.980
7	29.958	44.787	21.262	1'36.007	243,8	16:15'09.987
8	29.994	45.231	21.637	1'36.862	243,8	16:16'46.849
9	31.045	47.211	23.193	1'41.449	241,1	16:18'28.298
10	34.459	51.483	22.321	1'48.263	203,8	16:20'16.561
11	33.703	49.911	22.183	1'45.797	209,3	16:22'02.358
12	44.514	1'02.179	1'48.930	3'35.623P	84,5	16:25'37.981

**51 Imperiale Sport Car Service (1'34.153)**

Lap	Seg.1	Seg.2	Seg.3	Lap Time	km/h	Local Time
Giacomo Pollini						
1		1'19.610	51.005	3'13.539	102,0	16:05'17.688
2	31.864	47.803	21.355	1'41.022	244,3	16:06'58.710
3	29.387	44.999	20.892	1'35.278	246,0	16:08'33.988
4	29.507	44.657	20.846	1'35.010	<b>247,1</b>	16:10'08.998
5	29.365	<b>44.149</b>	<b>20.639</b>	<b>1'34.153</b>	<b>247,1</b>	16:11'43.151
6	<b>28.979</b>	44.762	20.959	1'34.700	246,6	16:13'17.851
7	29.278	44.438	20.855	1'34.571	245,5	16:14'52.422
8	29.211	44.502	20.953	1'34.666	246,0	16:16'27.088
						Race Time 14'22.939

**61 Oregon Team (1'33.998)**

Lap	Seg.1	Seg.2	Seg.3	Lap Time	km/h	Local Time
Marzio Moretti						
1		1'28.068	54.154	3'11.690	105,4	16:05'15.839
2	31.428	46.352	21.173	1'38.953	243,8	16:06'54.792
3	29.356	44.327	20.778	1'34.461	241,6	16:08'29.253
4	29.277	44.251	20.684	1'34.212	242,7	16:10'03.465
5	29.132	<b>44.176</b>	20.743	1'34.051	242,7	16:11'37.516
6	29.076	44.256	<b>20.666</b>	<b>1'33.998</b>	241,6	16:13'11.514
7	29.097	44.209	20.836	1'34.142	242,2	16:14'45.656
8	29.203	44.825	20.810	1'34.838	242,7	16:16'20.494
9	<b>29.008</b>	44.426	20.972	1'34.406	242,7	16:17'54.900
10	35.063	48.868	21.260	1'45.191	183,1	16:19'40.091
11	31.238	47.632	26.921	1'45.791	229,8	16:21'25.882
Sebastian Balthasar						
12	57.605	1'04.445	1'45.667	3'47.717P	120,9	16:25'13.599
13	34.402	45.893	21.268	1'41.563P	240,5	16:26'55.162
14	29.359	45.122	21.152	1'35.633	242,7	16:28'30.795
15	29.381	45.327	21.032	1'35.740	244,3	16:30'06.535
16	29.318	46.072	21.532	1'36.922	242,7	16:31'43.457
17	40.491	1'04.671	23.534	2'08.696	113,1	16:33'52.153

**68 DL Consulting (1'33.751)**

Lap	Seg.1	Seg.2	Seg.3	Lap Time	km/h	Local Time
Luca Segù						
1		1'28.761	55.312	3'11.051	136,9	16:05'15.200
2	31.133	44.661	20.866	1'36.660	241,1	16:06'51.860
3	29.076	<b>43.923</b>	20.794	1'33.793	242,7	16:08'25.653
4	29.120	44.072	20.890	1'34.082	242,2	16:09'59.735
5	29.164	43.975	<b>20.694</b>	1'33.833	242,2	16:11'33.568
6	29.016	44.009	20.803	1'33.828	243,8	16:13'07.396
7	<b>28.899</b>	44.014	20.838	<b>1'33.751</b>	243,2	16:14'41.147
8	29.144	44.079	20.879	1'34.102	242,7	16:16'15.249
9	29.068	44.251	20.862	1'34.181	243,2	16:17'49.430
10	34.801	48.195	21.324	1'44.320	187,8	16:19'33.750
11	32.168	49.126	27.728	1'49.022	210,1	16:21'22.772

18/11/2023

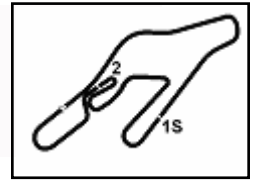
P = Pits In/Out - C = Lap Time Cancelled

Powered by FICr Perugia Timing

**ROGER DUBUIS****HANKOOK**  
driving emotion



# WORLD FINALS

**5.5****PRO-PRO AM**

## PRO - PRO AM - Chronological Analysis Race 1

Autodromo Vallelunga 4.085 m

Start at 16:02'04.149

**5 / 10**

Lap	Seg.1	Seg.2	Seg.3	Lap Time	km/h	Local Time
Federico Scionti						
12	57.611	1'05.103	1'50.329	3'53.043P	110,7	16:25'15.815
13	35.765	47.673	21.236	1'44.674P	187,2	16:27'00.489
14	29.777	45.767	21.288	1'36.832	220,0	16:28'37.321
15	29.542	45.231	21.451	1'36.224	241,1	16:30'13.545
16	29.347	45.428	21.087	1'35.862	243,2	16:31'49.407
17	38.341	1'03.140	22.976	2'04.457	113,6	16:33'53.864
18	29.696	44.970	21.504	1'36.170	243,8	16:35'30.034
Frederik Schandorff						
19	29.420	44.739	21.277	1'35.436	243,8	16:37'05.470
20	29.579	45.412	21.395	1'36.386	244,3	16:38'41.856
21	29.258	44.407	20.917	1'34.582	243,8	16:40'16.438
22	29.297	44.759	20.853	1'34.909	<b>244,9</b>	16:41'51.347
23	29.075	44.338	20.829	1'34.242	<b>244,9</b>	16:43'25.589
24	29.223	44.405	20.932	1'34.560	244,3	16:45'00.149
25	29.045	44.420	20.891	1'34.356	244,3	16:46'34.505
26	29.128	45.795	21.013	1'35.936	<b>244,9</b>	16:48'10.441
27	29.081	44.620	20.858	1'34.559	<b>244,9</b>	16:49'45.000
28	29.246	44.654	20.746	1'34.646	<b>244,9</b>	16:51'19.646
29	29.031	44.749	20.966	1'34.746	<b>244,9</b>	16:52'54.392
Race Time 50'50.243						

**78 Iron Lynx (1'34.264)**

Lap	Seg.1	Seg.2	Seg.3	Lap Time	km/h	Local Time
Emanuele Zonzini						
1		1'22.990	51.864	3'12.750	150,6	16:05'16.899
2	31.882	46.570	21.086	1'39.538	245,5	16:06'56.437
3	29.477	44.693	20.791	1'34.961	<b>247,1</b>	16:08'31.398
4	29.442	44.486	20.895	1'34.823	246,6	16:10'06.221
5	29.254	44.311	20.699	<b>1'34.264</b>	<b>247,1</b>	16:11'40.485
6	29.726	44.280	20.709	1'34.715	246,0	16:13'15.200
7	29.363	<b>44.254</b>	20.873	1'34.490	246,0	16:14'49.690
8	29.245	44.466	<b>20.691</b>	1'34.402	246,6	16:16'24.092
9	<b>29.171</b>	44.314	20.959	1'34.444	246,6	16:17'58.536
10	38.618	46.498	22.054	1'47.170	242,2	16:19'45.706
11	32.552	47.047	23.415	1'43.014	241,6	16:21'28.720

**86 Leipert Motorsport (1'33.148)**

Lap	Seg.1	Seg.2	Seg.3	Lap Time	km/h	Local Time
Brendon Leitch						
1		1'29.032	55.860	3'11.073	145,7	16:05'15.222
2	30.627	44.148	20.902	1'35.677	241,6	16:06'50.899
3	29.124	43.882	20.738	1'33.744	241,6	16:08'24.643
4	28.952	44.337	20.681	1'33.970	243,2	16:09'58.613
5	28.973	43.772	<b>20.546</b>	1'33.291	244,3	16:11'31.904
6	28.920	43.908	20.604	1'33.432	243,8	16:13'05.336
7	<b>28.715</b>	<b>43.739</b>	20.694	<b>1'33.148</b>	243,8	16:14'38.484
8	28.819	44.375	20.787	1'33.981	243,8	16:16'12.465
9	29.431	43.953	20.625	1'34.009	242,2	16:17'46.474
10	35.086	46.557	21.721	1'43.364	212,6	16:19'29.838
11	33.770	49.598	28.450	1'51.818	236,3	16:21'21.656
12	57.580	1'05.056	1'49.688	3'52.324P	118,3	16:25'13.980
13	34.374	45.901	21.498	1'41.773P	235,3	16:26'55.753
14	29.728	44.807	21.105	1'35.640	237,4	16:28'31.393
15	29.502	45.046	21.182	1'35.730	243,8	16:30'07.123
16	29.328	46.002	21.545	1'36.875	244,3	16:31'43.998
17	41.191	1'04.065	23.475	2'08.731	114,5	16:33'52.729
18	29.586	45.523	20.904	1'36.013	243,8	16:35'28.742
19	29.072	44.448	20.999	1'34.519	244,3	16:37'03.261
20	29.172	44.444	20.790	1'34.406	242,7	16:38'37.667
21	28.882	44.325	20.836	1'34.043	244,9	16:40'11.710
22	28.810	44.228	20.723	1'33.761	244,9	16:41'45.471
23	28.975	44.216	20.788	1'33.979	<b>246,0</b>	16:43'19.450
24	28.816	44.381	20.741	1'33.938	244,9	16:44'53.388
25	28.821	44.311	20.775	1'33.907	244,3	16:46'27.295
26	28.909	44.329	20.795	1'34.033	244,9	16:48'01.328
27	29.638	44.099	20.737	1'34.474	243,2	16:49'35.802
28	28.760	44.145	20.769	1'33.674	<b>246,0</b>	16:51'09.476
29	28.839	44.428	20.723	1'33.990	244,9	16:52'43.466
Race Time 50'39.317						

**81 Target Racing (1'34.928)**

Lap	Seg.1	Seg.2	Seg.3	Lap Time	km/h	Local Time
Alex Au						
1		1'13.782	48.629	3'14.503	60,8	16:05'18.652
2	32.792	50.022	22.078	1'44.892	244,9	16:07'03.544
3	30.260	44.931	21.093	1'36.284	247,1	16:08'39.828
4	29.501	45.079	20.980	1'35.560	247,1	16:10'15.388

18/11/2023

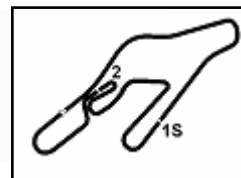
P = Pits In/Out - C = Lap Time Cancelled

Powered by FICr Perugia Timing

**ROGER DUBUIS****HANKOOK**  
driving emotion



# WORLD FINALS

**5.5****PRO-PRO AM**

## PRO - PRO AM - Chronological Analysis Race 1

Autodromo Vallelunga 4.085 m

Start at 16:02'04.149

**6 / 10**

89 Iron Lynx (1'34.548)						
Lap	Seg.1	Seg.2	Seg.3	Lap Time	km/h	Local Time
Yelmer Buurman						
1		1'21.382	51.250	3'13.023	134,8	16:05'17.172
2	31.648	47.487	21.244	1'40.379	244,3	16:06'57.551
3	29.361	45.341	20.894	1'35.596	247,1	16:08'33.147
4	29.405	44.629	20.821	1'34.855	247,1	16:10'08.002
5	29.326	44.417	<b>20.805</b>	<b>1'34.548</b>	245,5	16:11'42.550
6	29.283	44.799	20.874	1'34.956	246,6	16:13'17.506
7	29.339	45.516	20.844	1'35.699	<b>247,7</b>	16:14'53.205
8	<b>29.224</b>	44.595	21.017	1'34.836	246,6	16:16'28.041
9	30.069	<b>44.406</b>	21.346	1'35.821	243,2	16:18'03.862
10	37.432	47.635	21.441	1'46.508	206,1	16:19'50.370
11	34.223	49.335	21.789	1'45.347	183,7	16:21'35.717
Nigel Schoonderwoerd						
12	54.631	1'02.238	1'49.900	3'46.769P	117,0	16:25'22.486
13	36.830	47.037	21.696	1'45.563P	235,8	16:27'08.049
14	30.578	46.077	21.517	1'38.172	243,8	16:28'46.221
15	30.217	45.313	21.554	1'37.084	242,2	16:30'23.305
16	30.157	45.204	21.273	1'36.634	245,5	16:31'59.939
17	35.284	59.920	21.763	1'56.967	96,3	16:33'56.906
18	30.398	45.981	21.336	1'37.715	243,2	16:35'34.621
19	30.107	45.768	21.797	1'37.672	243,8	16:37'12.293
20	30.574	46.417	21.341	1'38.332	238,4	16:38'50.625
21	29.763	45.349	21.458	1'36.570	246,0	16:40'27.195
22	29.957	45.699	21.253	1'36.909	245,5	16:42'04.104
23	29.780	45.249	21.386	1'36.415	244,9	16:43'40.519
24	29.704	45.329	21.333	1'36.366	245,5	16:45'16.885
25	29.960	45.577	21.387	1'36.924	244,3	16:46'53.809
26	29.990	45.396	21.379	1'36.765	246,0	16:48'30.574
27	29.925	45.412	21.438	1'36.775	246,0	16:50'07.349
28	30.548	46.647	21.376	1'38.571	244,3	16:51'45.920
29	29.709	45.667	22.066	1'37.442	247,1	16:53'23.362
Race Time 51'19.213						

92 Scuderia Villorba Corse (1'34.197)						
Lap	Seg.1	Seg.2	Seg.3	Lap Time	km/h	Local Time
Jim Pla						
1		1'21.512	52.137	3'12.648	139,0	16:05'16.797
2	31.637	47.196	21.120	1'39.953	243,2	16:06'56.750
3	29.620	45.041	<b>20.691</b>	1'35.352	244,9	16:08'32.102
4	29.471	<b>44.164</b>	20.845	1'34.480	245,5	16:10'06.582
5	29.385	44.257	20.801	1'34.443	245,5	16:11'41.025
6	29.842	44.742	20.937	1'35.521	245,5	16:13'16.546
7	29.583	44.526	20.814	1'34.923	246,0	16:14'51.469
8	29.379	44.213	20.753	1'34.345	245,5	16:16'25.814
9	<b>29.197</b>	44.260	20.740	<b>1'34.197</b>	<b>246,6</b>	16:18'00.011
10	37.796	46.637	23.167	1'47.600	241,1	16:19'47.611
11	32.169	46.708	23.021	1'41.898	241,6	16:21'29.509
Michael Blanchemain						
12	57.242	1'03.114	1'46.352	3'46.708P	141,9	16:25'16.217
13	37.691	46.851	21.620	1'46.162P	236,8	16:27'02.379
14	30.700	46.128	21.735	1'38.563	242,7	16:28'40.942
15	30.139	45.525	21.656	1'37.320	244,3	16:30'18.262
16	30.092	45.144	21.584	1'36.820	243,8	16:31'55.082
17	33.615	1'02.771	22.833	1'59.219	130,9	16:33'54.301
18	30.643	46.799	21.529	1'38.971	235,8	16:35'33.272
19	29.798	45.703	21.556	1'37.057	245,5	16:37'10.329
20	29.820	46.531	21.513	1'37.864	243,8	16:38'48.193
21	30.064	46.327	21.390	1'37.781	245,5	16:40'25.974
22	29.783	45.352	21.378	1'36.513	244,9	16:42'02.487
23	29.928	45.403	21.327	1'36.658	244,3	16:43'39.145
24	29.838	45.290	21.376	1'36.504	246,0	16:45'15.649

18/11/2023

P = Pits In/Out - C = Lap Time Cancelled

25	30.077	45.458	21.200	1'36.735	245,5	16:46'52.384
26	29.864	45.329	21.403	1'36.596	244,3	16:48'28.980
27	29.826	45.672	21.557	1'37.055	245,5	16:50'06.035
28	29.941	45.871	21.260	1'37.072	245,5	16:51'43.107
29	29.951	45.867	44.736	2'00.554	244,9	16:53'43.661
Race Time 51'39.512 + 2.097Pen						

95 VSR (1'33.966)						
Lap	Seg.1	Seg.2	Seg.3	Lap Time	km/h	Local Time
Artem Petrov						
1		1'27.450	53.886	3'11.706	117,8	16:05'15.855
2	31.228	45.615	20.883	1'37.726	243,2	16:06'53.581
3	29.333	44.383	20.703	1'34.419	244,9	16:08'28.000
4	29.450	44.116	20.688	1'34.254	244,9	16:10'02.254
5	29.328	44.163	20.701	1'34.192	245,5	16:11'36.446
6	29.221	44.091	<b>20.654</b>	<b>1'33.966</b>	244,9	16:13'10.412
7	<b>29.088</b>	44.180	20.828	1'34.096	245,5	16:14'44.508
8	29.202	44.124	20.696	1'34.022	245,5	16:16'18.530
9	29.097	<b>44.086</b>	20.972	1'34.155	245,5	16:17'52.685
10	33.934	49.232	21.759	1'44.925	191,5	16:19'37.610
11	31.381	48.318	27.155	1'46.854	224,5	16:21'24.464
12	57.501	1'04.730	2'13.989	4'16.220P	124,1	16:25'40.684
13	33.848	49.067	21.822	1'44.737P	215,1	16:27'25.421
14	32.191	52.381	22.144	1'46.716	195,3	16:29'12.137
15	38.294	53.668	22.963	1'54.925	164,9	16:31'07.062
16	36.352	47.956	21.533	1'45.841	164,4	16:32'52.903
17	33.452	46.125	21.791	1'41.368	239,5	16:34'34.271
18	31.192	45.899	21.346	1'38.437	242,2	16:36'12.708
19	29.733	45.003	20.980	1'35.716	<b>247,1</b>	16:37'48.424
20	29.841	45.206	21.003	1'36.050	241,6	16:39'24.474
21	29.353	44.676	21.081	1'35.110	246,6	16:40'59.584
22	29.985	44.511	21.055	1'35.551	245,5	16:42'35.135
23	29.692	44.413	20.875	1'34.980	246,0	16:44'10.115
24	29.285	44.256	20.884	1'34.425	246,6	16:45'44.540
25	29.231	44.491	21.166	1'34.888	246,6	16:47'19.428
26	29.173	44.115	20.921	1'34.209	246,6	16:48'53.637
27	29.261	44.274	20.848	1'34.383	246,0	16:50'28.020
28	29.235	44.936	21.092	1'35.263	<b>247,1</b>	16:52'03.283
29	29.323	44.329	21.194	1'34.846	246,6	16:53'38.129
Race Time 51'33.980						

99 Leipert Motorsport (1'34.938)						
Lap	Seg.1	Seg.2	Seg.3	Lap Time	km/h	Local Time
Yury Wagner						
1		1'09.106	44.247	3'15.781	93,9	16:05'19.930
2	33.236	50.520	22.389	1'46.145	243,2	16:07'06.075
3	31.826	45.588	21.317	1'38.731	229,3	16:08'44.806
4	30.041	45.479	21.258	1'36.778	242,2	16:10'21.584
5	29.843	44.744	21.086	1'35.673	242,7	16:11'57.257
6	29.582	44.552	21.149	1'35.283	243,2	16:13'32.540
7	29.674	<b>44.454</b>	20.974	1'35.102	243,8	16:15'07.642
8	29.489	44.585	20.928	1'35.002	246,0	16:16'42.644
9	30.382	45.094	23.032	1'38.508	243,2	16:18'21.152
10	38.066	53.785	21.469	1'53.320	169,8	16:20'14.472
11	33.786	49.645	22.102	1'45.533	182,7	16:22'00.005
Patrik Matthiesen						
12	45.632	1'02.007	1'48.774	3'36.413P	85,6	16:25'36.418
13	34.619	48.376	21.994	1'44.989P	243,2	16:27'21.407
14	32.434	52.074	23.542	1'48.050	204,5	16:29'09.457
15	37.937	52.936	22.751	1'53.624	162,9	16:31'03.081
16	33.139	50.358	23.719	1'47.216	208,9	16:32'50.297
17	33.044	47.887	22.256	1'43.187	223,1	16:34'33.484
18	31.169	45.727	21.222	1'38.118	244,3	16:36'11.602

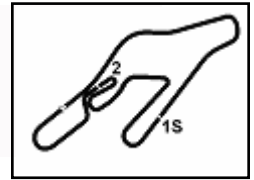
Powered by FICr Perugia Timing

**ROGER DUBUIS****HANKOOK**  
driving emotion





# WORLD FINALS

**5.5****PRO-PRO AM**

## PRO - PRO AM - Chronological Analysis Race 1

Autodromo Vallelunga 4.085 m

**7 / 10**

Start at 16:02'04.149

Lap	Seg.1	Seg.2	Seg.3	Lap Time	km/h	Local Time							
19	30.559	46.305	21.284	1'38.148	243,8	16:37'49.750							
20	29.573	44.755	20.909	1'35.237	244,3	16:39'24.987							
21	29.357	44.752	20.974	1'35.083	246,0	16:41'00.070							
22	29.963	44.993	21.103	1'36.059	<b>248,3</b>	16:42'36.129							
23	30.049	45.178	21.015	1'36.242	246,0	16:44'12.371							
24	29.409	44.870	21.094	1'35.373	244,3	16:45'47.744							
25	29.335	44.763	20.984	1'35.082	246,0	16:47'22.826							
26	<b>29.188</b>	45.085	21.057	1'35.330	245,5	16:48'58.156							
27	30.035	45.108	21.010	1'36.153	242,7	16:50'34.309							
28	29.352	45.019	21.037	1'35.408	244,3	16:52'09.717							
29	29.479	44.637	<b>20.822</b>	<b>1'34.938</b>	246,0	16:53'44.655							
Race Time 51'40.506													

Nathan Stacy

**101 Wayne Taylor Racing (1'33.935)**

Lap	Seg.1	Seg.2	Seg.3	Lap Time	km/h	Local Time
Daniel Formal						
1		1'24.837	53.393	3'12.077	104,6	16:05'16.226
2	31.520	46.422	21.140	1'39.082	240,5	16:06'55.308
3	29.633	44.315	<b>20.659</b>	1'34.607	246,0	16:08'29.915
4	29.147	44.180	20.699	1'34.026	245,5	16:10'03.941
5	29.198	<b>44.043</b>	20.725	1'33.966	244,9	16:11'37.907
6	29.263	44.162	20.687	1'34.112	243,8	16:13'12.019
7	29.033	44.164	20.738	<b>1'33.935</b>	243,8	16:14'45.954
8	29.179	44.730	20.851	1'34.760	243,8	16:16'20.714
9	29.278	44.317	21.544	1'35.139	246,0	16:17'55.853
10	35.281	51.693	22.060	1'49.034	190,1	16:19'44.887
11	31.791	47.659	23.681	1'43.131	233,3	16:21'28.018

Kyle Marcelli

12	56.418	1'04.047	1'48.469	3'48.934P	134,7	16:25'16.952
13	37.557	46.960	21.692	1'46.209P	238,9	16:27'03.161
14	30.136	46.284	21.579	1'37.999	241,1	16:28'41.160
15	30.210	45.528	21.599	1'37.337	245,5	16:30'18.497
16	30.222	45.222	21.463	1'36.907	243,2	16:31'55.404
17	35.054	1'01.505	22.763	1'59.322	130,8	16:33'54.726
18	30.195	44.936	20.961	1'36.092	244,3	16:35'30.818
19	29.191	44.683	21.138	1'35.012	244,3	16:37'05.830
20	29.386	45.782	21.276	1'36.444	244,3	16:38'42.274
21	29.192	44.582	20.773	1'34.547	244,9	16:40'16.821
22	29.043	45.174	20.698	1'34.915	244,9	16:41'51.736
23	29.047	44.560	20.843	1'34.450	245,5	16:43'26.186
24	29.042	44.666	20.791	1'34.499	246,0	16:45'00.685
25	29.000	44.572	20.787	1'34.359	246,6	16:46'35.044
26	28.993	44.423	20.829	1'34.245	<b>249,4</b>	16:48'09.289
27	29.058	44.631	21.318	1'35.007	248,3	16:49'44.296
28	29.185	44.624	20.870	1'34.679	245,5	16:51'18.975
29	<b>28.988</b>	44.954	20.776	1'34.718	244,9	16:52'53.693
Race Time 50'49.544						

**108 Wayne Taylor Racing (1'34.849)**

Lap	Seg.1	Seg.2	Seg.3	Lap Time	km/h	Local Time
Nicholas Persing						
1		1'18.541	49.938	3'13.791	121,8	16:05'17.940
2	31.563	50.018	21.833	1'43.414	238,4	16:07'01.354
3	29.579	44.956	20.908	1'35.443	241,1	16:08'36.797
4	29.550	44.834	20.900	1'35.284	<b>243,8</b>	16:10'12.081
5	29.519	44.856	20.796	1'35.171	241,1	16:11'47.252
6	29.539	44.733	<b>20.712</b>	1'34.984	242,7	16:13'22.236
7	<b>29.238</b>	<b>44.691</b>	20.920	<b>1'34.849</b>	241,6	16:14'57.085
8	29.392	44.973	21.126	1'35.491	241,1	16:16'32.576
9	30.723	45.605	22.006	1'38.334	237,4	16:18'10.910
10	39.612	50.345	23.656	1'53.613	176,2	16:20'04.523
11	33.919	48.147	22.226	1'44.292	231,8	16:21'48.815

**120 TPC Racing**

Lap	Seg.1	Seg.2	Seg.3	Lap Time	km/h	Local Time
Shehan Chandrasoma						
1		1'08.730	<b>43.344</b>	3'15.783	68,6	16:05'19.932
Race Time 3'15.783						

**122 World Speed Motorsports (1'34.968)**

Lap	Seg.1	Seg.2	Seg.3	Lap Time	km/h	Local Time
-----	-------	-------	-------	----------	------	------------

18/11/2023

P = Pits In/Out - C = Lap Time Cancelled

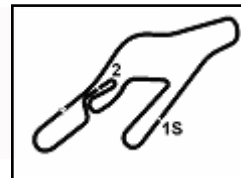
Powered by FICr Perugia Timing

**ROGER DUBUIS****HANKOOK**  
driving emotion





# WORLD FINALS

**5.5****PRO-PRO AM**

## PRO - PRO AM - Chronological Analysis Race 1

Autodromo Vallelunga 4.085 m

Start at 16:02'04.149

**8 / 10**

Carter Williams

1		1'09.712	46.245	3'15.407	69,5	16:05'19.556
2	32.951	50.536	22.580	1'46.067	240,5	16:07'05.623
3	30.126	45.567	21.098	1'36.791	<b>242,2</b>	16:08'42.414
4	29.768	45.145	20.927	1'35.840	241,6	16:10'18.254
5	29.520	44.852	20.936	1'35.308	241,6	16:11'53.562
6	29.451	<b>44.599</b>	<b>20.918</b>	<b>1'34.968</b>	<b>242,2</b>	16:13'28.530
7	29.298	45.017	21.171	1'35.486	<b>242,2</b>	16:15'04.016
8	<b>29.275</b>	44.937	21.065	1'35.277	<b>242,2</b>	16:16'39.293
9	30.077	45.643	22.300	1'38.020	241,6	16:18'17.313
10	39.137	52.059	22.238	1'53.434	151,7	16:20'10.747
11	33.726	49.254	22.710	1'45.690	190,1	16:21'56.437
12	45.386	1'02.587	23.147	2'11.120	91,8	16:24'07.557

29	29.519	45.106	21.245	1'35.870	244,9	16:53'08.960
Race Time 51'04.811 + 10.762Pen						

**141 K-PAX Racing (1'35.262)**

Lap	Seg.1	Seg.2	Seg.3	Lap Time	km/h	Local Time
Paul Nemschoff						
1		1'06.978	41.344	3'16.769	58,5	16:05'20.918
2	34.009	51.467	22.297	1'47.773	238,4	16:07'08.691
3	30.922	46.281	21.482	1'38.685	239,5	16:08'47.376
4	30.517	45.794	21.402	1'37.713	238,9	16:10'25.089
5	30.660	46.139	21.500	1'38.299	240,0	16:12'03.388
6	31.744	46.354	22.279	1'40.377	236,3	16:13'43.765
7	30.624	1'11.338	21.791	2'03.753	240,5	16:15'47.518
8	31.001	45.922	21.650	1'38.573	240,0	16:17'26.091
9	32.336	46.920	22.062	1'41.318	236,3	16:19'07.409
10	33.098	47.320	22.213	1'42.631	235,8	16:20'50.040
11	33.180	47.137	21.930	1'42.247	236,8	16:22'32.287

Marc Miller

12	32.568	48.135	1'49.794	3'10.497P	236,3	16:25'42.784
13	35.430	47.556	21.404	1'44.390P	239,5	16:27'27.174
14	32.142	52.096	22.044	1'46.282	145,6	16:29'13.456
15	39.466	52.581	22.400	1'54.447	124,0	16:31'07.903
16	36.355	49.291	22.130	1'47.776	151,0	16:32'55.679
17	31.610	46.412	21.206	1'39.228	226,9	16:34'34.907
18	30.955	47.667	20.999	1'39.621	243,2	16:36'14.528
19	29.491	45.371	21.158	1'36.020	243,2	16:37'50.548
20	29.912	44.955	20.941	1'35.808	243,2	16:39'26.356
21	29.486	45.076	20.975	1'35.537	243,2	16:41'01.893
22	29.810	<b>44.799</b>	21.028	1'35.637	242,2	16:42'37.530
23	29.923	45.190	21.061	1'36.174	241,6	16:44'13.704
24	29.646	44.871	20.903	1'35.420	243,2	16:45'49.124
25	29.712	45.159	42.734	1'57.605P	243,2	16:47'46.729
26	33.456	45.259	<b>20.871</b>	1'39.586P	243,2	16:49'26.315
27	29.375	44.914	21.084	1'35.373	243,2	16:51'01.688
28	<b>29.360</b>	44.951	20.951	<b>1'35.262</b>	<b>243,8</b>	16:52'36.950
29	29.576	46.158	21.340	1'37.074	242,2	16:54'14.024
Race Time 52'09.875						

**130 ANSA Motorsport (1'34.418)**

Lap	Seg.1	Seg.2	Seg.3	Lap Time	km/h	Local Time
Nicolas Jamin						
1		1'27.142	53.593	3'11.921	112,3	16:05'16.070
2	31.634	47.232	21.276	1'40.142	238,4	16:06'56.212
3	29.517	44.598	<b>20.817</b>	1'34.932	<b>246,0</b>	16:08'31.144
4	<b>29.217</b>	44.353	20.848	<b>1'34.418</b>	244,3	16:10'05.562
5	29.366	<b>44.055</b>	21.515	1'34.936	243,8	16:11'40.498
6	30.172	44.573	21.027	1'35.772	244,3	16:13'16.270
7	29.533	44.487	20.918	1'34.938	244,3	16:14'51.208
8	29.311	44.783	21.175	1'35.269	244,3	16:16'26.477
9	29.618	44.735	21.124	1'35.477	244,3	16:18'01.954
10	37.315	47.452	22.092	1'46.859	219,5	16:19'48.813
11	33.861	49.233	22.349	1'45.443	229,3	16:21'34.256

Sebastian Saavedra

12	53.505	1'03.631	1'46.871	3'44.007P	118,7	16:25'18.263
13	37.556	47.616	21.712	1'46.884P	238,4	16:27'05.147
14	30.500	46.120	21.367	1'37.987	239,5	16:28'43.134
15	29.857	46.003	21.413	1'37.273	243,8	16:30'20.407
16	29.894	45.133	21.265	1'36.292	243,8	16:31'56.699
17	35.696	1'00.855	22.629	1'59.180	116,1	16:33'55.879
18	30.697	45.587	21.456	1'37.740	243,2	16:35'33.619
19	29.854	45.558	21.771	1'37.183	244,9	16:37'10.802
20	29.677	44.810	21.192	1'35.679	244,9	16:38'46.481
21	29.441	44.970	21.023	1'35.434	244,3	16:40'21.915
22	29.433	45.452	21.058	1'35.943	244,3	16:41'57.858
23	29.447	45.517	21.461	1'36.425	244,3	16:43'34.283
24	29.614	45.046	21.013	1'35.673	241,6	16:45'09.956
25	29.700	45.051	21.124	1'35.875	244,9	16:46'45.831
26	29.338	44.899	21.137	1'35.374	245,5	16:48'21.205
27	29.369	45.139	20.955	1'35.463	244,3	16:49'56.668
28	29.500	45.724	21.198	1'36.422	245,5	16:51'33.090

**146 PPM (1'34.278)**

Lap	Seg.1	Seg.2	Seg.3	Lap Time	km/h	Local Time
John Dubets						
1		1'18.109	50.658	3'13.435	98,5	16:05'17.584
2	31.865	48.027	21.702	1'41.594	236,8	16:06'59.178
3	29.503	44.798	21.036	1'35.337	243,8	16:08'34.515
4	29.610	44.705	21.165	1'35.480	241,6	16:10'09.995
5	29.160	44.864	21.405	1'35.429	244,3	16:11'45.424
6	<b>29.108</b>	<b>44.289</b>	<b>20.881</b>	<b>1'34.278</b>	243,2	16:13'19.702
7	29.201	44.727	20.997	1'34.925	243,8	16:14'54.627
8	29.328	44.459	20.966	1'34.753	243,2	16:16'29.380
9	30.781	44.668	22.557	1'38.006	<b>247,1</b>	16:18'07.386
10	37.585	49.104	21.580	1'48.269	237,4	16:19'55.655
11	30.895	48.842	22.075	1'41.812	235,8	16:21'37.467
Thomas Capizzi						
12	54.379	1'01.483	2'02.068	3'57.930P	108,0	16:25'35.397
13	35.033	48.142	22.070	1'45.245P	239,5	16:27'20.642
14	32.451	52.287	23.561	1'48.299	228,8	16:29'08.941
15	37.945	52.879	22.962	1'53.786	161,0	16:31'02.727
16	32.866	50.385	23.808	1'47.059	212,2	16:32'49.786
17	33.275	47.770	22.550	1'43.595	235,3	16:34'33.381
18	31.153	49.687	21.751	1'42.591	244,3	16:36'15.972
19	31.560	46.930	21.541	1'40.031	240,0	16:37'56.003
20	30.248	46.101	21.190	1'37.539	242,7	16:39'33.542
21	29.856	46.239	21.348	1'37.443	242,2	16:41'10.985

18/11/2023

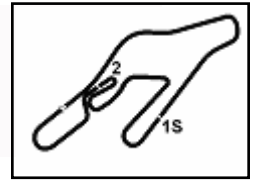
P = Pits In/Out - C = Lap Time Cancelled

Powered by FICr Perugia Timing

**ROGER DUBUIS****HANKOOK**  
driving emotion



# WORLD FINALS

**5.5****PRO-PRO AM**

## PRO - PRO AM - Chronological Analysis Race 1

Autodromo Vallelunga 4.085 m

Start at 16:02'04.149

**9 / 10**

22	29.890	46.232	21.317	1'37.439	242,2	16:42'48.424	15	33.256	53.255	30.272	1'56.783	227,8	16:31'22.407
23	30.823	46.351	21.337	1'38.511	242,2	16:44'26.935	16	58.800	1'04.127	24.911	2'27.838	105,4	16:33'50.245
24	30.006	46.219	21.218	1'37.443	242,7	16:46'04.378	17	30.170	<b>45.006</b>	<b>20.978</b>	1'36.154	240,5	16:35'26.399
25	30.352	47.027	21.069	1'38.448	242,2	16:47'42.826	18	29.721	46.362	21.356	1'37.439	242,2	16:37'03.838
26	30.196	46.442	21.312	1'37.950	242,7	16:49'20.776	19	30.153	46.744	21.719	1'38.616	241,6	16:38'42.454
27	30.553	46.136	21.108	1'37.797	241,6	16:50'58.573	20	29.888	56.524	21.203	1'47.615	242,2	16:40'30.069
28	30.064	46.245	21.159	1'37.468	243,2	16:52'36.041	21	29.518	45.147	21.033	<b>1'35.698</b>	242,7	16:42'05.767
29	30.101	46.341	21.313	1'37.755	241,6	16:54'13.796	22	<b>29.482</b>	45.219	21.068	1'35.769	243,8	16:43'41.536
Race Time 52'09.647							23	29.542	45.144	21.145	1'35.831	<b>244,3</b>	16:45'17.367
							24	29.720	45.951	21.251	1'36.922	243,8	16:46'54.289
							25	29.847	45.787	21.133	1'36.767	243,2	16:48'31.056
							26	29.776	45.510	21.216	1'36.502	243,2	16:50'07.558
							27	30.092	46.060	21.088	1'37.240	242,2	16:51'44.798
							28	30.129	45.904	22.173	1'38.206	241,1	16:53'23.004
							Race Time 51'18.855						

**155 Forty7 (1'34.809)**

Lap	Seg.1	Seg.2	Seg.3	Lap Time	km/h	Local Time
Joel Miller						
1		1'07.419	42.985	3'16.166	58,3	16:05'20.315
2	33.716	50.056	22.540	1'46.312	240,5	16:07'06.627
3	30.488	45.614	21.030	1'37.132	242,2	16:08'43.759
4	30.021	45.335	20.870	1'36.226	242,2	16:10'19.985
5	29.603	44.776	20.858	1'35.237	242,2	16:11'55.222
6	<b>29.364</b>	44.613	<b>20.832</b>	<b>1'34.809</b>	<b>243,2</b>	16:13'30.031
7	29.736	<b>44.524</b>	21.039	1'35.299	242,7	16:15'05.330
8	29.526	44.806	20.890	1'35.222	<b>243,2</b>	16:16'40.552
9	30.509	45.762	22.107	1'38.378	240,0	16:18'18.930
10	38.969	53.231	22.154	1'54.354	155,6	16:20'13.284
11	33.616	49.295	22.228	1'45.139	194,6	16:21'58.423
AJ Muss						
12	45.616	1'02.209	1'51.161	3'38.986P	103,1	16:25'37.409
13	35.146	48.706	22.229	1'46.081P	235,8	16:27'23.490
14	31.231	52.235	23.086	1'46.552	210,9	16:29'10.042
15	37.866	52.993	22.496	1'53.355	149,6	16:31'03.397
16	33.301	50.402	23.807	1'47.510	227,8	16:32'50.907
17	33.645	47.159	22.107	1'42.911	233,8	16:34'33.818
18	31.726	48.893	21.801	1'42.420	236,8	16:36'16.238
19	30.739	45.275	21.252	1'37.266	241,6	16:37'53.504
20	30.733	45.321	21.349	1'37.403	241,1	16:39'30.907
21	30.043	45.354	21.182	1'36.579	241,6	16:41'07.486
22	30.125	45.274	21.233	1'36.632	242,2	16:42'44.118
23	29.941	45.066	21.342	1'36.349	242,2	16:44'20.467
24	30.270	44.791	21.159	1'36.220	242,7	16:45'56.687
25	30.178	45.398	21.256	1'36.832	<b>243,2</b>	16:47'33.519
26	29.918	45.068	21.320	1'36.306	242,7	16:49'09.825
27	29.793	45.089	21.242	1'36.124	242,2	16:50'45.949
28	29.745	45.273	21.382	1'36.400	242,7	16:52'22.349
29	29.800	45.018	21.185	1'36.003	242,7	16:53'58.352
Race Time 51'54.203						

**170 US Racetratics (1'34.938)**

Lap	Seg.1	Seg.2	Seg.3	Lap Time	km/h	Local Time
Alexandre Premat						
1		1'11.134	47.579	3'15.060	65,3	16:05'19.209
2	31.717	49.673	21.694	1'43.084	242,7	16:07'02.293
3	29.959	45.157	20.842	1'35.958	242,7	16:08'38.251
4	29.584	44.936	<b>20.704</b>	1'35.224	243,8	16:10'13.475
5	29.529	44.832	20.875	1'35.236	241,1	16:11'48.711
6	<b>29.360</b>	<b>44.733</b>	20.874	1'34.967	<b>244,3</b>	16:13'23.678
7	29.390	44.844	<b>20.704</b>	<b>1'34.938</b>	243,2	16:14'58.616
8	29.398	44.795	21.028	1'35.221	242,2	16:16'33.837
9	30.537	45.282	23.777	1'39.596	241,6	16:18'13.433
10	38.775	50.184	23.446	1'52.405	177,9	16:20'05.838
11	33.989	48.331	22.275	1'44.595	229,8	16:21'50.433
Race Time 19'46.284						

**177 Forty7 (1'34.908)**

Lap	Seg.1	Seg.2	Seg.3	Lap Time	km/h	Local Time
Jake Walker						
1		1'07.295	43.789	3'15.788	54,8	16:05'19.937
2	33.955	50.028	22.485	1'46.468	240,0	16:07'06.405
3	30.203	45.661	21.059	1'36.923	241,1	16:08'43.328
4	29.954	46.748	20.979	1'37.681	243,2	16:10'21.009
5	29.501	44.744	21.199	1'35.444	243,2	16:11'56.453
6	29.369	<b>44.521</b>	21.077	1'34.967	<b>244,3</b>	16:13'31.420
7	<b>29.211</b>	44.761	<b>20.936</b>	<b>1'34.908</b>	<b>244,3</b>	16:15'06.328
8	29.226	44.757	21.172	1'35.155	243,8	16:16'41.483
9	30.179	45.930	22.733	1'38.842	241,6	16:18'20.325
10	38.261	53.935	21.326	1'53.522	170,9	16:20'13.847
11	33.613	49.739	22.140	1'45.492	197,4	16:21'59.339
12	45.649	1'01.838	1'52.052	3'39.539P	94,9	16:25'38.878
13	34.900	48.968	21.647	1'45.515P	206,9	16:27'24.393
14	31.896	52.375	22.423	1'46.694	213,0	16:29'11.087
15	37.933	54.113	23.073	1'55.119	145,4	16:31'06.206
Race Time 29'02.057						

**184 Wayne Taylor Racing (1'34.752)**

Lap	Seg.1	Seg.2	Seg.3	Lap Time	km/h	Local Time
Ryan Norman						
1		1'19.531	51.653	3'13.161	102,9	16:05'17.310
2	31.594	47.804	21.436	1'40.834	242,2	16:06'58.144
3	29.563	45.024	20.969	1'35.556	246,0	16:08'33.700
4	29.624	<b>44.371</b>	<b>20.943</b>	1'34.938	244,9	16:10'08.638
5	29.441	44.654	21.054	1'35.149	246,0	16:11'43.787
6	29.396	44.636	21.048	1'35.080	244,9	16:13'18.867
7	<b>29.295</b>	44.685	20.971	1'34.951	<b>246,6</b>	16:14'53.818
8	29.365	44.418	20.969	<b>1'34.752</b>	244,3	16:16'28.570
Race Time 14'24.421						

**168 K-PAX Racing (1'35.698)**

Lap	Seg.1	Seg.2	Seg.3	Lap Time	km/h	Local Time
Christopher Bellomo						
1		1'07.260	41.938	3'16.635	56,9	16:05'20.784
2	33.960	52.644	22.226	1'48.830	232,3	16:07'09.614
3	30.846	46.180	21.342	1'38.368	239,5	16:08'47.982
4	30.464	45.930	21.250	1'37.644	241,1	16:10'25.626
5	30.528	46.287	21.342	1'38.157	240,5	16:12'03.783
6	30.868	45.596	21.555	1'38.019	238,9	16:13'41.802
7	30.271	45.779	21.203	1'37.253	239,5	16:15'19.055
8	30.226	45.535	21.348	1'37.109	241,1	16:16'56.164
9	30.995	48.759	22.477	1'42.231	237,4	16:18'38.395
10	32.896	49.882	22.274	1'45.052	236,8	16:20'23.447
11	33.613	48.349	29.097	1'51.059	235,3	16:22'14.506
Johannes van Overbeek						
12	34.017	1'02.123	1'53.504	3'29.644P	136,5	16:25'44.150
13	36.667	51.666	23.351	1'51.684P	223,1	16:27'35.834
14	34.489	51.152	24.149	1'49.790	176,5	16:29'25.624

18/11/2023

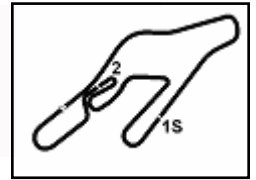
P = Pits In/Out - C = Lap Time Cancelled

Powered by FICr Perugia Timing

**ROGER DUBUIS****HANKOOK**  
driving emotion



# WORLD FINALS

**5.5****PRO-PRO AM**

## PRO - PRO AM - Chronological Analysis Race 1

Autodromo Vallelunga 4.085 m

Start at 16:02'04.149

**10 / 10**

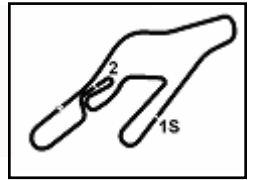
188 TR3 Racing (1'34.116)							210 TRT Racing (1'34.522)						
Lap	Seg.1	Seg.2	Seg.3	Lap Time	km/h	Local Time	Lap	Seg.1	Seg.2	Seg.3	Lap Time	km/h	Local Time
Lucas Petersson							Jonathan Cecotto						
1		1'11.250	47.716	3'14.554	69,3	16:05'18.703	1		1'26.038	53.066	3'12.102	111,0	16:05'16.251
2	32.081	49.581	21.700	1'43.362	<b>244,9</b>	16:07'02.065	2	31.599	51.152	21.213	1'43.964	<b>247,1</b>	16:07'00.215
3	29.681	44.696	21.036	1'35.413	243,8	16:08'37.478	3	29.251	44.881	20.959	1'35.091	244,3	16:08'35.306
4	29.429	44.775	20.841	1'35.045	244,3	16:10'12.523	4	29.601	<b>44.337</b>	21.103	1'35.041	244,3	16:10'10.347
5	29.378	44.916	20.885	1'35.179	244,3	16:11'47.702	5	29.190	44.601	21.531	1'35.322	245,5	16:11'45.669
6	29.282	45.145	<b>20.786</b>	1'35.213	<b>244,9</b>	16:13'22.915	6	29.296	44.340	<b>20.886</b>	<b>1'34.522</b>	244,3	16:13'20.191
7	29.265	44.686	20.824	1'34.775	244,3	16:14'57.690	7	<b>29.161</b>	44.611	21.034	1'34.806	242,7	16:14'54.997
8	29.289	44.878	21.282	1'35.449	243,8	16:16'33.139	8	29.286	44.521	20.931	1'34.738	241,6	16:16'29.735
9	30.493	45.095	21.803	1'37.391	240,0	16:18'10.530	9	30.531	45.078	22.355	1'37.964	246,0	16:18'07.699
10	39.049	50.803	23.738	1'53.590	168,8	16:20'04.120							Race Time 16'03.550
11	33.656	48.446	22.133	1'44.235	237,4	16:21'48.355							
Giano Taurino							284 Absolute Racing (1'33.682)						
Lap	Seg.1	Seg.2	Seg.3	Lap Time	km/h	Local Time	Lap	Seg.1	Seg.2	Seg.3	Lap Time	km/h	Local Time
12	47.166	1'01.382	1'52.743	3'41.291P	93,0	16:25'29.646	Marco Giltrap						
13	34.645	48.476	21.858	1'44.979P	203,8	16:27'14.625	1		1'10.603	46.844	3'15.063	68,5	16:05'19.212
14	35.945	53.124	23.066	1'52.135	210,1	16:29'06.760	2	32.381	51.773	22.428	1'46.582	246,6	16:07'05.794
15	38.153	52.629	23.364	1'54.146	199,6	16:31'00.906	3	30.289	45.557	21.287	1'37.133	246,6	16:08'42.927
16	32.731	50.661	23.949	1'47.341	218,6	16:32'48.247	4	29.611	45.209	21.053	1'35.873	247,1	16:10'18.800
17	32.280	49.041	22.902	1'44.223	233,3	16:34'32.470	5	29.516	44.642	21.114	1'35.272	246,6	16:11'54.072
18	29.691	44.956	20.933	1'35.580	243,2	16:36'08.050	6	29.328	44.622	21.084	1'35.034	247,1	16:13'29.106
19	29.503	44.434	20.906	1'34.843	243,8	16:37'42.893	7	29.240	44.662	21.326	1'35.228	247,1	16:15'04.334
20	<b>29.065</b>	<b>44.197</b>	20.854	<b>1'34.116</b>	244,3	16:39'17.009	8	29.439	44.859	21.036	1'35.334	247,1	16:16'39.668
21	29.367	44.470	20.845	1'34.682	243,8	16:40'51.691	9	30.243	46.573	21.847	1'38.663	244,9	16:18'18.331
22	29.489	44.360	20.869	1'34.718	244,3	16:42'26.409	10	38.693	52.052	22.223	1'52.968	153,8	16:20'11.299
23	29.365	44.646	20.936	1'34.947	244,3	16:44'01.356	11	34.133	49.208	22.575	1'45.916	202,6	16:21'57.215
24	29.291	44.602	21.014	1'34.907	244,3	16:45'36.263	Chris van der Drift						
25	29.165	44.503	20.954	1'34.622	<b>244,9</b>	16:47'10.885	12	45.904	1'02.132	1'49.256	3'37.292P	79,4	16:25'34.507
26	29.177	44.940	21.092	1'35.209	<b>244,9</b>	16:48'46.094	13	33.565	47.557	21.232	1'42.354P	244,3	16:27'16.861
27	29.524	45.526	20.932	1'35.982	244,3	16:50'22.076	14	34.653	52.867	23.157	1'50.677	225,0	16:29'07.538
28	29.185	44.669	20.940	1'34.794	244,3	16:51'56.870	15	38.226	52.614	23.305	1'54.145	183,4	16:31'01.683
29	29.532	44.603	21.453	1'35.588	243,2	16:53'32.458	16	32.662	50.892	23.835	1'47.389	223,6	16:32'49.072
						Race Time 51'28.309	17	32.920	48.183	22.718	1'43.821	243,2	16:34'32.893
207 Racegraph (1'36.562)							18	30.391	45.857	21.726	1'37.974	245,5	16:36'10.867
Lap	Seg.1	Seg.2	Seg.3	Lap Time	km/h	Local Time	19	29.127	44.238	20.859	1'34.224	247,1	16:37'45.091
Benjamin Rouget							20	<b>28.938</b>	<b>43.976</b>	<b>20.768</b>	<b>1'33.682</b>	247,1	16:39'18.773
1		1'09.830	45.461	3'15.431	65,1	16:05'19.580	21	29.002	44.211	20.837	1'34.050	246,6	16:40'52.823
2	32.575	50.641	21.870	1'45.086	244,3	16:07'04.666	22	29.593	44.868	21.172	1'35.633	247,1	16:42'28.456
3	29.826	<b>45.495</b>	<b>21.241</b>	<b>1'36.562</b>	<b>246,6</b>	16:08'41.228	23	28.944	44.796	20.856	1'34.596	<b>247,7</b>	16:44'03.052
4	<b>29.519</b>	1'00.703	7'15.630	8'45.852P	245,5	16:17'27.080	24	29.054	44.465	20.843	1'34.362	<b>247,7</b>	16:45'37.414
5	36.870	48.053	22.286	1'47.209P	226,9	16:19'14.289	25	29.704	44.578	20.949	1'35.231	244,3	16:47'12.645
6	31.966	48.409	21.673	1'42.048	233,8	16:20'56.337	26	29.169	44.832	21.004	1'35.005	246,6	16:48'47.650
7	32.459	47.299	22.331	1'42.089	236,8	16:22'38.426	27	29.445	45.086	20.899	1'35.430	245,5	16:50'23.080
Haowen Luo							28	29.109	44.577	20.943	1'34.629	246,0	16:51'57.709
8	32.403	46.026	1'56.879	3'15.308P	243,2	16:25'53.734	29	29.077	44.940	21.348	1'35.365	246,0	16:53'33.074
9	42.014	50.057	22.966	1'55.037P	225,5	16:27'48.771							Race Time 51'28.925
10	32.814	48.685	22.630	1'44.129	239,5	16:29'32.900							
11	31.589	49.114	29.506	1'50.209	242,7	16:31'23.109							
12	58.731	1'04.342	25.037	2'28.110	100,7	16:33'51.219							
13	33.549	51.766	24.272	1'49.587	241,1	16:35'40.806							
14	32.878	48.261	22.617	1'43.756	240,0	16:37'24.562							
15	32.043	48.382	22.864	1'43.289	238,4	16:39'07.851							
16	32.600	48.384	22.735	1'43.719	239,5	16:40'51.570							
17	32.155	48.794	22.332	1'43.281	244,3	16:42'34.851							
18	33.618	49.210	22.623	1'45.451	240,5	16:44'20.302							
19	31.725	48.724	22.393	1'42.842	240,5	16:46'03.144							
20	31.429	49.476	22.576	1'43.481	242,7	16:47'46.625							
21	31.604	48.787	22.818	1'43.209	240,5	16:49'29.834							
22	31.878	49.184	22.961	1'44.023	241,6	16:51'13.857							
23	31.841	51.399	22.802	1'46.042	241,6	16:52'59.899							

18/11/2023

P = Pits In/Out - C = Lap Time Cancelled

Powered by FICr Perugia Timing

**ROGER DUBUIS****HANKOOK**  
driving emotion


**PRO - PRO AM - Pit Times Race 1**

Autodromo Vallelunga 4.085 m

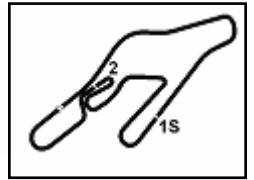
**Start: 16:02'04.149 1: 16:22'04.149 / 16:32'04.149**

No.	Entrant	Driver		Race Time	Local Time	Pit Time	Ref. Time	Difference	Penalty
3	Bonaldi Motorsport	M.PAVLOVIC	Pit IN	25'21.313	16:27'25.462				
		M.FISCHBAUM	PIT OUT	26'57.740	16:29'01.889	<b>1'36.427</b> (1)	1'30.000		
			Pit IN	37'55.677	16:39'59.826				
6	VSR	M.MICHELOTTO	Pit IN	20'01.749	16:22'05.898				
			PIT OUT	21'32.656	16:23'36.805	<b>1'30.907</b> (1)	1'30.000		
		G.STADSBADER	Pit IN	47'29.715	16:49'33.864				
			PIT OUT	48'00.984	16:50'05.133	31.269			
9	Target Racing	O.SÖDERSTRÖM	Pit IN	21'45.109	16:23'49.258				
		L.ALI	PIT OUT	23'16.289	16:25'20.438	<b>1'31.180</b> (1)	1'30.000		
			Pit IN	41'47.932	16:43'52.081				
10	Iron Lynx	U.DE WILDE	Pit IN	21'38.452	16:23'42.601				
			PIT OUT	23'14.102	16:25'18.251	<b>1'35.650</b> (1)	1'30.000		
14	Oregon Team	L.PEGORARO	Pit IN	21'51.355	16:23'55.504				
		E.BETTERA	PIT OUT	23'21.928	16:25'26.077	<b>1'30.573</b> (1)	1'30.000		
15	Target Racing	D.BOLGER	Pit IN	21'49.629	16:23'53.778				
			PIT OUT	23'23.596	16:25'27.745	<b>1'33.967</b> (1)	1'33.000		
16	VSR	A.LEWANDOWSKI	Pit IN	21'57.592	16:24'01.741				
		L.SPINELLI	PIT OUT	23'37.859	16:25'42.008	<b>1'40.267</b> (1)	1'30.000		
27	Tribaudini Stephane	S.TRIBAUDINI	Pit IN	21'39.789	16:23'43.938				
		L.CABIROU	PIT OUT	23'09.000	16:25'13.149	<b>1'29.211</b> (1)	1'30.000	0.789	<b>2.367</b>
28	Bonduel Amaury	A.BONDUEL	Pit IN	21'35.804	16:23'39.953				
			PIT OUT	23'08.521	16:25'12.670	<b>1'32.717</b> (1)	1'33.000	0.283	<b>0.849</b>
33	Bonaldi Motorsport	A.EATON	Pit IN	21'53.903	16:23'58.052				
		D.ARROW	PIT OUT	23'24.763	16:25'28.912	<b>1'30.860</b> (1)	1'30.000		
42	AKF Motorsport	S.FREYMUTH	Pit IN	23'30.526	16:25'34.675				
			PIT OUT	25'03.328	16:27'07.477	<b>1'32.802</b> (1)	1'33.000	0.198	<b>0.594</b>
50	DL Consulting	R.IANNIELLO	Pit IN	21'37.186	16:23'41.335				
			PIT OUT	23'11.245	16:25'15.394	<b>1'34.059</b> (1)	1'33.000		
61	Oregon Team	M.MORETTI	Pit IN	21'40.369	16:23'44.518				
		S.BALTHASAR	PIT OUT	23'10.151	16:25'14.300	<b>1'29.782</b> (1)	1'30.000	0.218	<b>0.654</b>
66	Micanek Motorsport ACCR Tear	B.FORMANEK	Pit IN	22'03.230	16:24'07.379				
			PIT OUT	23'34.427	16:25'38.576	<b>1'31.197</b> (1)	1'30.000		
68	DL Consulting	L.SEGÙ	Pit IN	21'37.799	16:23'41.948				
		F.SCIONTI	PIT OUT	23'12.255	16:25'16.404	<b>1'34.456</b> (1)	1'30.000		
78	Iron Lynx	E.ZONZINI	Pit IN	21'41.774	16:23'45.923				
		E.COLOMBINI	PIT OUT	23'17.366	16:25'21.515	<b>1'35.592</b> (1)	1'30.000		
81	Target Racing	A.AU	Pit IN	21'52.116	16:23'56.265				
		F.SCHANDORFF	PIT OUT	23'22.997	16:25'27.146	<b>1'30.881</b> (1)	1'30.000		
86	Leipert Motorsport	B.LEITCH	Pit IN	21'36.380	16:23'40.529				
			PIT OUT	23'10.514	16:25'14.663	<b>1'34.134</b> (1)	1'33.000		
89	Iron Lynx	Y.BUURMAN	Pit IN	21'45.868	16:23'50.017				
		N.SCHOONDERWOERD	PIT OUT	23'18.938	16:25'23.087	<b>1'33.070</b> (1)	1'30.000		
92	Scuderia Villorba Corse	J.PLA	Pit IN	21'43.448	16:23'47.597				
		M.BLANCHEMAIN	PIT OUT	23'12.749	16:25'16.898	<b>1'29.301</b> (1)	1'30.000	0.699	<b>2.097</b>
93	ART Line	E.ORUDZHEV	Pit IN	2'58.794	16:05'02.943				
95	VSR	A.PETROV	Pit IN	21'39.150	16:23'43.299				
			PIT OUT	23'37.130	16:25'41.279	<b>1'57.980</b> (1)	1'33.000		
99	Leipert Motorsport	Y.WAGNER	Pit IN	22'02.328	16:24'06.477				
		P.MATTHIESEN	PIT OUT	23'32.855	16:25'37.004	<b>1'30.527</b> (1)	1'30.000		



# WORLD FINALS

PRO-PRO AM



## PRO - PRO AM - Pit Times Race 1

Autodromo Vallelunga 4.085 m

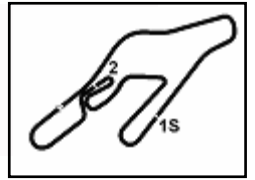
Start: 16:02'04.149 1: 16:22'04.149 / 16:32'04.149

No.	Entrant	Driver		Race Time	Local Time	Pit Time	Ref. Time	Difference	Penalty
101	Wayne Taylor Racing	D.FORMAL	Pit IN	21'41.096	16:23'45.245				
		K.MARCELLI	PIT OUT	23'13.422	16:25'17.571	<b>1'32.326</b> (1)	1'30.000		
108	Wayne Taylor Racing	N.PERSING	Pit IN	21'48.977	16:23'53.126				
		N.STACY	PIT OUT	23'27.152	16:25'31.301	<b>1'38.175</b> (1)	1'30.000		
114	K-PAX Racing	A.LEE	Pit IN	23'29.632	16:25'33.781				
		S.STEWART	PIT OUT	25'01.582	16:27'05.731	<b>1'31.950</b> (1)	1'30.000		
120	TPC Racing	S.CHANDRASOMA	Pit IN	4'54.663	16:06'58.812				
122	World Speed Motorsports	C.WILLIAMS	Pit IN	23'32.845	16:25'36.994				
		S.PREWETT	PIT OUT	25'05.246	16:27'09.395	<b>1'32.401</b> (1)	1'30.000		
			Pit IN	37'44.603	16:39'48.752				
			PIT OUT	38'47.393	16:40'51.542	1'02.790			
130	ANSA Motorsport	N.JAMIN	Pit IN	21'44.357	16:23'48.506				
		S.SAAVEDRA	PIT OUT	23'14.103	16:25'18.252	<b>1'29.746</b> (1)	1'30.000	0.254	<b>0.762</b>
141	K-PAX Racing	P.NEMSCHOFF	Pit IN	22'06.633	16:24'10.782				
		M.MILLER	PIT OUT	23'39.222	16:25'43.371	<b>1'32.589</b> (1)	1'30.000		
			Pit IN	45'12.587	16:47'16.736				
			PIT OUT	45'43.167	16:47'47.316	30.580			
146	PPM	J.DUBETS	Pit IN	21'46.909	16:23'51.058				
		T.CAPIZZI	PIT OUT	23'31.843	16:25'35.992	<b>1'44.934</b> (1)	1'30.000		
155	Forty7	J.MILLER	Pit IN	22'00.483	16:24'04.632				
		A.MUSS	PIT OUT	23'33.846	16:25'37.995	<b>1'33.363</b> (1)	1'30.000		
168	K-PAX Racing	C.BELOMO	Pit IN	22'04.856	16:24'09.005				
		J.VAN OVERBEEK	PIT OUT	23'40.589	16:25'44.738	<b>1'35.733</b> (1)	1'30.000		
170	US Racetratics	A.PREMAT	Pit IN	21'50.491	16:23'54.640				
177	Forty7	J.WALKER	Pit IN	22'01.391	16:24'05.540				
			PIT OUT	23'35.321	16:25'39.470	<b>1'33.930</b> (1)	1'33.000		
			Pit IN	30'52.742	16:32'56.891				
184	Wayne Taylor Racing	R.NORMAN	Pit IN	16'40.290	16:18'44.439				
188	TR3 Racing	L.PETERSSON	Pit IN	21'48.038	16:23'52.187				
		G.TAURINO	PIT OUT	23'26.084	16:25'30.233	<b>1'38.046</b> (1)	1'30.000		
207	Racegraph	B.ROUGET	Pit IN	8'28.354	16:10'32.503				
			PIT OUT	15'23.571	16:17'27.720	6'55.217			
			Pit IN	22'07.875	16:24'12.024				
		H.LUO	PIT OUT	23'50.798	16:25'54.947	<b>1'42.923</b> (1)	1'30.000		
210	TRT Racing	J.CECOTTO	Pit IN	17'58.729	16:20'02.878				
284	Absolute Racing	M.GILTRAP	Pit IN	21'58.756	16:24'02.905				
		C.VAN DER DRIFT	PIT OUT	23'30.958	16:25'35.107	<b>1'32.202</b> (1)	1'30.000		
13	Guerin Stephan	Edgar Maloigne							
51	Imperiale Sport Car Service	Giacomo Pollini							

Powered by FICr Perugia Timing

ROGER DUBUIS

**HANKOOK**  
driving emotion

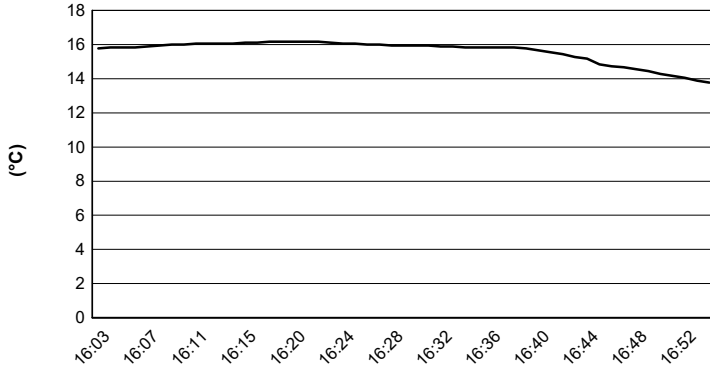


Autodromo Vallelunga 4.085 m

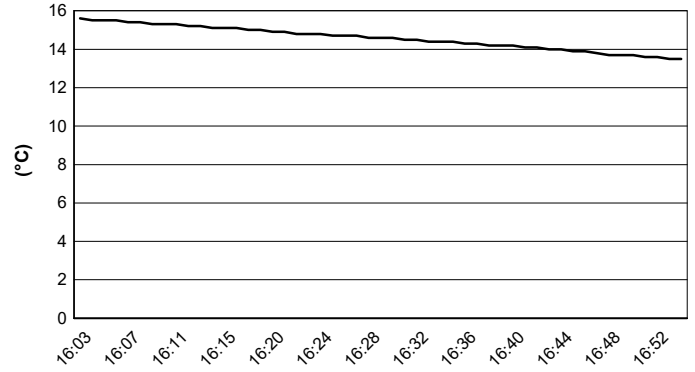
## PRO - PRO AM - Weather Report Race 1

Session started 16:03 - Session ended 16:55

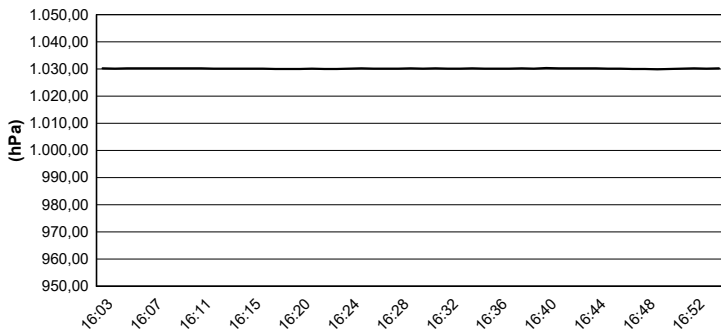
### Air Temperature



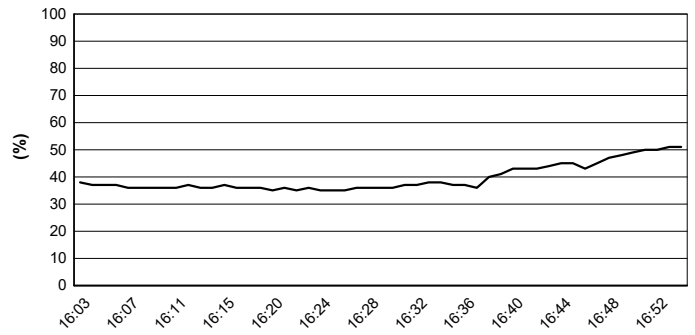
### Track Temperature



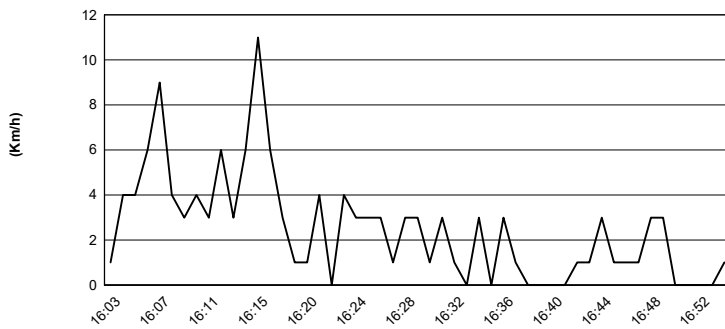
### Air Pressure



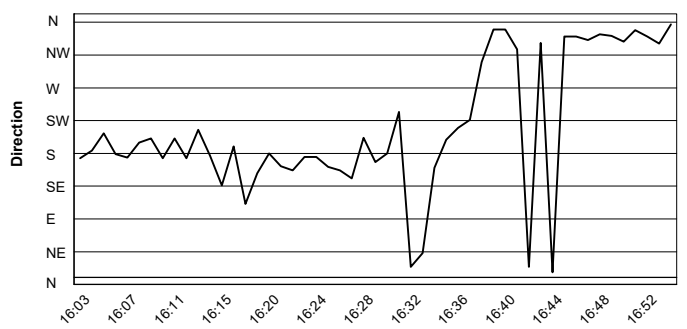
### Humidity



### Wind Speed

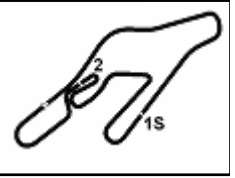


### Wind Direction



18/11/2023



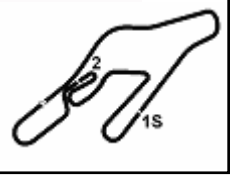


## PRO - PRO AM - Championship Standings

Autodromo Vallelunga 4.085 m

		PRO						
No.	Driver 1 Entrant	Driver 2 Team	Points	Qual.1	Qual.2	Race 1	Race 2	
1	28 <b>BONDUEL Amaury (FRA)</b> Bonduel Amaury	BDR Competition by Grupo Prom	17	1	1	15		
2	86 <b>LEITCH Brendon (NZL)</b> Leipert Motorsport	Leipert Motorsport	12	0	0	12		
3	27 <b>TRIBAUDINI Stephane (FRA)</b> Tribaudini Stephane	<b>CABIROU Loris (FRA)</b> CMR	10	0	0	10		
4	50 <b>IANNIELLO Riccardo (ITA)</b> DL Consulting	Lamborghini Roma by DL Racing	8	0	0	8		
5	61 <b>BALTHASAR Sebastian (DEU)</b> Oregon Team	<b>MORETTI Marzio (ITA)</b> Oregon Team	6	0	0	6		
6	101 <b>MARCELLI Kyle (USA)</b> Wayne Taylor Racing	<b>FORMAL Daniel (CRI)</b> WTR	5	0	0	5		
7	68 <b>SCIONI Federico (ITA)</b> DL Consulting	<b>SEGÙ Luca (ITA)</b> Lamborghini Roma by DL Racing	4	0	0	4		
8	10 <b>TESTA Rodrigo (PRT)</b> Iron Lynx	<b>DE WILDE Ugo (BEL)</b> Iron Lynx	3	0	0	3		
9	42 <b>FREYMUTH Sebastian (DEU)</b> AKF Motorsport	AKF Motorsport	2	0	0	2		
10	130 <b>JAMIN Nicolas (FRA)</b> ANSA Motorsport	<b>SAAVEDRA Sebastian (COL)</b> ANSA Motorsport	1	0	0	1		

		PRO AM						
No.	Driver 1 Entrant	Driver 2 Team	Points	Qual.1	Qual.2	Race 1	Race 2	
1	81 <b>AU Alex (HKG)</b> Target Racing	<b>SCHANDORFF Frederik (DNK)</b> Target Racing	16	0	1	15		
2	78 <b>ZONZINI Emanuele (SMR)</b> Iron Lynx	<b>COLOMBINI Emanuel (SMR)</b> Iron Lynx	12	0	0	12		
3	89 <b>SCHOONDERWOERD Nigel (NLD)</b> Iron Lynx	<b>BUURMAN Yelmer (NLD)</b> Iron Lynx	10	0	0	10		
4	16 <b>LEWANDOWSKI Andrzej (POL)</b> VSR	<b>SPINELLI Loris (ITA)</b> VSR	8	0	0	8		
5	114 <b>STEWART Slade (USA)</b> K-PAX Racing	<b>LEE Andy (USA)</b> Flying Lizards	6	0	0	6		
6	66 <b>FORMANEK Bronek (CZE)</b> MicaneK Motorsport ACCR Team	<b>BASZ Karol (POL)</b> MicaneK Motorsport ACCR Team	5	0	0	5		
7	92 <b>BLANCHEMAIN Michael (FRA)</b> Scuderia Villorba Corse	<b>PLA Jim (FRA)</b> Scuderia Villorba Corse	4	0	0	4		
8	108 <b>STACY Nathan (USA)</b> Wayne Taylor Racing	<b>PERSING Nicholas (USA)</b> WTR	3	0	0	3		
9	14 <b>BETTERA Enrico (ITA)</b> Oregon Team	<b>PEGORARO Lorenzo (ITA)</b> Oregon Team	2	0	0	2		
10	210 <b>LI Qiang (CHN)</b> TRT Racing	<b>CECOTTO Jonathan (MCO)</b> TRT Racing	1	1	0	0		
11	155 <b>MILLER Joel (USA)</b> Forty7	<b>MUSS AJ (USA)</b> Forty7 Motorsport	1	0	0	1		


**PRO - PRO AM - Starting Grid - Race 1 (Duration: 50')**

Autodromo Vallelunga 4.085 m

21	168	<b>BELLOMO C.</b> Flying Lizards	Huracán 1'35.303	141	<b>NEMSCHOFF P.</b> Flying Lizards	Huracán 1'36.054
20	155	<b>MILLER J.</b> Forty7 Motorsport	Huracán 1'34.766	66	<b>FORMANEK B.</b> MicaneK Motorsport ACCR Team	Huracán 1'34.852
19	177	<b>WALKER J.</b> Forty7 Motorsport	Huracán 1'34.461	120	<b>CHANDRASOMA S.</b> TPC Racing	Huracán 1'34.682
18	33	<b>EATON A.</b> Rebelleo by Bonaldi Motorsport	Huracán 1'34.353	99	<b>WAGNER Y.</b> Leipert Motorsport	Huracán 1'34.374
17	207	<b>ROUGET B.</b> Vortex Racegraph	Huracán 1'34.058	13	<b>MALOIGNE E.</b> Arkadia Racing	Huracán 1'34.085
16	3	<b>PAVLOVIC M.</b> Bonaldi Motorsport	Huracán 1'33.967	122	<b>WILLIAMS C.</b> World Speed	Huracán 1'33.999
15	284	<b>GILTRAP M.</b> Absolute Racing	Huracán 1'33.867	170	<b>PREMAT A.</b> USRT	Huracán 1'33.954
14	188	<b>PETERSSON L.</b> TR3 Racing	Huracán 1'33.713	81	<b>AU A.</b> Target Racing	Huracán 1'33.834
13	16	<b>LEWANDOWSKI A.</b> VSR	Huracán 1'33.584	42	<b>FREYMUTH S.</b> AKF Motorsport	Huracán 1'33.704
12	15	<b>BOLGER D.</b> Lamborghini Stüttgart by Targe	Huracán 1'33.487	14	<b>PEGORARO L.</b> Oregon Team	Huracán 1'33.542
11	108	<b>PERSING N.</b> WTR	Huracán 1'33.371	114	<b>LEE A.</b> Flying Lizards	Huracán 1'33.426
10	146	<b>DUBETS J.</b> PPM	Huracán 1'33.309	51	<b>POLLINI G.</b> Imperiale Racing	Huracán 1'33.361
9	89	<b>BUURMAN Y.</b> Iron Lynx	Huracán 1'33.177	184	<b>NORMAN R.</b> WTR	Huracán 1'33.239
8	78	<b>ZONZINI E.</b> Iron Lynx	Huracán 1'33.114	92	<b>PLA J.</b> Scuderia Villorba Corse	Huracán 1'33.168
7	9	<b>SÖDERSTRÖM O.</b> Target Racing	Huracán 1'32.992	6	<b>MICHELOTTO M.</b> VSR	Huracán 1'33.031
6	210	<b>CECOTTO J.</b> TRT Racing	Huracán 1'32.970	101	<b>FORMAL D.</b> WTR	Huracán 1'32.988
5	130	<b>JAMIN N.</b> ANSA Motorsport	Huracán 1'32.899	93	<b>ORUDZHEV E.</b> ART Line	Huracán 1'32.932
4	61	<b>MORETTI M.</b> Oregon Team	Huracán 1'32.740	95	<b>PETROV A.</b> VSR	Huracán 1'32.803
3	27	<b>TRIBAUDINI S.</b> CMR	Huracán 1'32.708	10	<b>DE WILDE U.</b> Iron Lynx	Huracán 1'32.736
2	86	<b>LEITCH B.</b> Leipert Motorsport	Huracán 1'32.621	68	<b>SEGÙ L.</b> Lamborghini Roma by DL Racing	Huracán 1'32.687
1	28	<b>BONDUEL A.</b> BDR Competition by Grupo Prom	Huracán 1'32.133	50	<b>IANNIELLO R.</b> Lamborghini Roma by DL Racing	Huracán 1'32.575